

## Master Lock 606EURD

# Master Lock 63mm Rectangular Solid Brass Padlock User Manual

Model: 606EURD

## INTRODUCTION

This manual provides essential information for the proper setup, operation, and maintenance of your Master Lock 63mm Rectangular Solid Brass Padlock. Designed for security, this padlock features a robust solid brass body and a hardened steel shackle, making it suitable for various applications such as securing sheds, residential gates, or basement storage units. Please read these instructions carefully before using the product to ensure optimal performance and longevity.



Image: Front view of the Master Lock 63mm Rectangular Solid Brass Padlock, showcasing its solid brass body and hardened steel shackle.

## PRODUCT COMPONENTS

Your Master Lock padlock package includes the following items:

- 1x Master Lock 63mm Rectangular Solid Brass Padlock
- 2x Keys

## SETUP

The Master Lock padlock is ready for use directly out of the packaging. No assembly is required.

1. **Inspect the Padlock:** Before first use, visually inspect the padlock and shackle for any signs of damage or manufacturing defects.
2. **Test the Keys:** Insert one of the provided keys into the keyway and turn it to ensure smooth operation of the locking mechanism.

## OPERATION

Operating your Master Lock padlock is straightforward:

### 1. To Unlock:

- Insert one of the provided keys into the keyway.
- Turn the key clockwise (or counter-clockwise, depending on the lock) until the shackle springs open.
- Remove the key.

### 2. To Lock:

- Align the shackle with the padlock body.
- Push the shackle firmly into the padlock body until you hear a click. The shackle should be securely closed.
- Remove the key if it was used to close the shackle (some models allow key removal only when locked).



Image: A Master Lock padlock securing a wooden shed door, illustrating a common application. Icons next to it suggest other uses like securing gates and lockers.

## MAINTENANCE

Regular maintenance ensures the longevity and smooth operation of your padlock:

- **Lubrication:** For optimal performance, especially in outdoor or dusty environments, lubricate the keyway and shackle mechanism periodically (e.g., every 6-12 months) with a graphite-based lubricant or a silicone spray. Avoid oil-based lubricants as they can attract dirt.
- **Cleaning:** Keep the keyway and shackle free from dirt, dust, and debris. Use a soft cloth to wipe down the padlock body.
- **Key Care:** Do not force the key if it feels stiff. Ensure the key is fully inserted before turning. Avoid using bent or damaged keys.

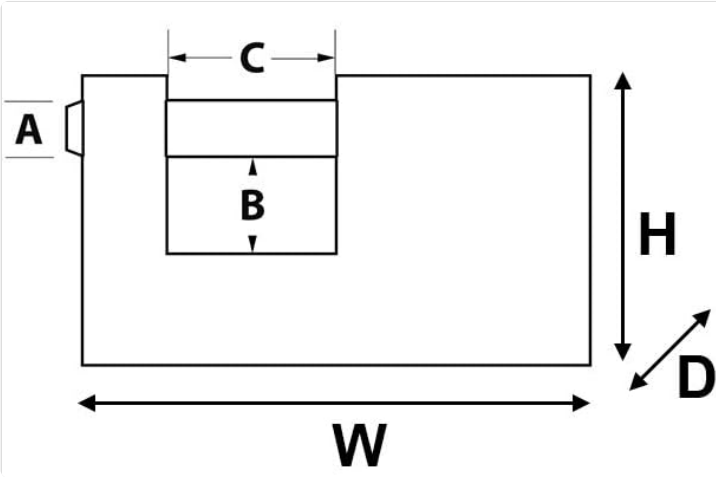
## TROUBLESHOOTING

Problem	Possible Cause	Solution
---------	----------------	----------

Problem	Possible Cause	Solution
Key is difficult to insert or turn.	Dirt/debris in keyway, lack of lubrication, bent key.	Clean keyway with compressed air. Apply lubricant. Use a different, undamaged key.
Shackle does not open or close smoothly.	Lack of lubrication, corrosion, debris in shackle mechanism.	Lubricate the shackle entry points. Clean any visible debris.
Padlock feels loose or insecure.	Improper shackle engagement.	Ensure the shackle is fully pushed into the body until it clicks securely.

SPECIFICATIONS

Feature	Detail
Brand	Master Lock
Model Name	606EURD
Lock Type	Key Lock
Material	Alloy Steel, Brass
Color	Brass
Item Weight	0.32 Kilograms (11.1 ounces)
Product Dimensions (L x W x H)	1.97 x 2.36 x 1.18 inches
Shackle Material	Hardened Steel
Cylinder Type	High security 5-pin cylinder
Included Components	1 Padlock + 2 Keys



**DIMENSIONS (HxWxD)**  
**6,5 x 6,3 x 1,4 cm**

**SHACKLE (AxBxC)**  
**1 x 1,3 x 1,8 cm**

**2 KEYS INCLUDED**

Image: Technical drawing illustrating the dimensions of the padlock body and shackle, including height, width, and depth measurements.

WARRANTY INFORMATION

Master Lock stands behind the quality of its products. This Master Lock padlock comes with a **Limited Lifetime Guarantee**. This guarantee covers defects in material and workmanship for the life of the product. For specific terms and conditions, or to make a warranty claim, please refer to the official Master Lock website or contact their customer support.



Image: A graphic displaying the Master Lock padlock alongside a "Limited Warranty Lifetime" badge, indicating the product's guarantee.

## CUSTOMER SUPPORT





If you have any questions, require assistance, or need to report an issue with your Master Lock padlock, please contact Master Lock customer support.

For the most up-to-date contact information and resources, please visit the official Master Lock website: [www.masterlock.com](http://www.masterlock.com)


© 2023 Master Lock. All rights reserved.

This manual is for informational purposes only. Master Lock reserves the right to make changes to products and specifications at any time without notice.


## Related Documents

	<p><a href="#">How to Change Combination on Master Lock M176XDLH Padlock</a></p> <p>Step-by-step instructions for changing the combination on your Master Lock M176XDLH padlock. Learn how to reset your combination easily and securely.</p>
	<p><a href="#">Master Lock Combination Lock with Key: Setting and Retrieving Your Code</a></p> <p>Learn how to easily set a new combination and retrieve a lost code for your Master Lock combination padlock with key. Step-by-step instructions for security and convenience.</p>
	<p><a href="#">Master Lock Model 175D Combination Change Instructions</a></p> <p>Step-by-step guide on how to change the combination for the Master Lock Model 175D padlock.</p>
	<p><a href="#">Master Lock Combination Lock Identification: Serial and Date Codes</a></p> <p>Learn how to identify serial and date codes on Master Lock combination locks, including retail packaged models like the 1500D and commercial models like the 1502. Understand how to find identification numbers for your lock.</p>

Documents - Master Lock – 606EURD



[\[pdf\]](#)  
cn masterlock eu 606EURD cdn sheet |||  
**606EURD** 63mm 60mm 6 **606EURD**63mm15mm10mm13mm5 **606EURD** 63mm A:  
10 mm B: 13 mm C: 18 mm 6 24 Master Lock Europe S.A.S. 10 avenue de l arche -  
Le Colise Gardens, btiment A - 92 400 Courbevoie - La Dfense - France O: 33-1-  
41437200 F: 33-1-41437204 www.masterlock.eu ...  
lang: score:29 filesize: 219.77 K page\_count: 2 document date: 2024-03-04




[pdf]

Master Lock Created Date 6 19 2020 3 28 26 PM masterlock eu 606EURD cdn sheet uk |||

...


lang: **score:14** filesize: 592.46 K page\_count: 2 document date: 2020-06-19



[pdf] Catalog

Catalogue Retail padlock German Dutch The Master Lock Company Padlock DE NL cdn masterlock resources documents catalogues personal use |||


INNOVATION der schlüssel zur sicherheit INNOVATIE de sleutel naar veiligheid hinweise zur verwendu ... gehrtetem Stahl/Massief messing hangslot hardstalen beugel Referenz/Referentie 2240EURD 2250EURD **606EURD** 607EURD 608EURD Gehusebreite/Maat huis 40 mm 50 mm 63 mm 76 mm 85 mm Bgeldurchmesser/... lang:nl **score:14** filesize: 8.41 M page\_count: 64 document date: 2016-05-23



[pdf] Specifications Catalog

Catalogue Retail padlock French English The Master Lock Company Padlock FR EN cdn masterlock resources documents catalogues personal use |||


L INNOVATION LA CL DE LA SCURIT INNOVATION THE KEY TO SECURITY comment utiliser ce catalogue how t ... anse acier cment/Solid brass padlocks hardened steel shackle Rfrence/Reference 2240EURD 2250EURD **606EURD** Largeur du corps/Body width 40 mm 50 mm 63 mm Diamtre de l anse/Shackle diameter 6 mm ... lang:en **score:13** filesize: 8.18 M page\_count: 64 document date: 2016-05-23




[pdf] Catalog

Catalogue Retail padlock Spanish Italian The Master Lock Company Padlock ES IT cdn masterlock resources documents catalogues personal use |||


LA INNOVACION LA LLAVE DE SEGURIDAD L INNOVAZIONE LA CHIAVE DELLA SICUREZZA CMO UTILIZAR ESTE CATAL ... acero/Lucchetti in ottone massiccio arco in acciaio Referencia/Codice articolo 2240EURD 2250EURD **606EURD** Ancho del cuerpo/Larghezza del corpo 40 mm 50 mm 63 mm Dimetro del arco/Diametro dell a... lang:it **score:13** filesize: 8.08 M page\_count: 64 document date: 2016-05-23




Model No. 606EURD  
63mm wide solid brass body padlock



Best Used For:




Home Security



Self Storage Units

Security Level



Level 1  
Level 2  
Level 3  
Level 4  
Level 5  
Level 6  
Level 7  
Level 8  
Level 9  
Level 10

Overview & Features

Product Features

- Solid brass body padlock for strength, durability and corrosion resistance
- Hardened steel shackle for extra cut resistance
- 8-pin tumbler for maximum pick resistance
- Duralloy shackle for added protection from prying and hammering
- Limited Lifetime Warranty

Product Details

The Master Lock No. 606EURD Solid Brass Padlock features a 63mm wide and 15mm thick solid brass lock body that is strong, durable and resists corrosion. The 15mm diameter shackle is 13mm long and made of hardened steel, offering extra resistance to cutting and prying. The 8-pin tumbler provides pick resistance and the dual locking brass pin provides resistance against prying and hammering. The Limited Lifetime Warranty provides peace of mind from a brand you can trust.

[pdf]

masterlock eu 606EURD The Master Lock No Solid Brass Padlock features a 63mm wide and 15mm thick solid brass lock body that is strong durable resists corrosion cdn sheet uk |||

...

lang:it score:12 filesize: 744.22 K page\_count: 2 document date: 2022-07-08