



[Manuals.plus](#) /

› [Nissan](#) /

› Nissan Altima 2009 Owner's Manual Set

Nissan Altima 2009

Nissan Altima 2009 Owner's Manual Set

Comprehensive Guide for Operation, Maintenance, and Care

INTRODUCTION TO YOUR MANUAL SET

This manual set is designed to provide you with a thorough understanding of your 2009 Nissan Altima. It contains vital information regarding the safe operation, proper maintenance, and optimal performance of your vehicle. Please read all manuals carefully and keep them in your vehicle for future reference.



Image: The complete 2009 Nissan Altima Owner's Manual set, neatly organized within its original black and grey Nissan-branded holder. This image illustrates the physical appearance of the manual collection.

1. GETTING STARTED AND VEHICLE OPERATION

The primary Owner's Manual details the fundamental aspects of operating your Nissan Altima. It covers everything from starting the engine to understanding dashboard indicators.

Key Topics:

- **Vehicle Controls:** Learn about the location and function of all switches, levers, and buttons, including lights, wipers, and climate control.
- **Driving Safely:** Important information on seatbelt usage, airbag systems, child safety, and safe driving practices.
- **Dashboard Indicators:** Explanation of warning lights, gauges, and messages displayed on your instrument panel.
- **Comfort and Convenience:** Instructions for using the audio system, power windows, door locks, and other interior features.

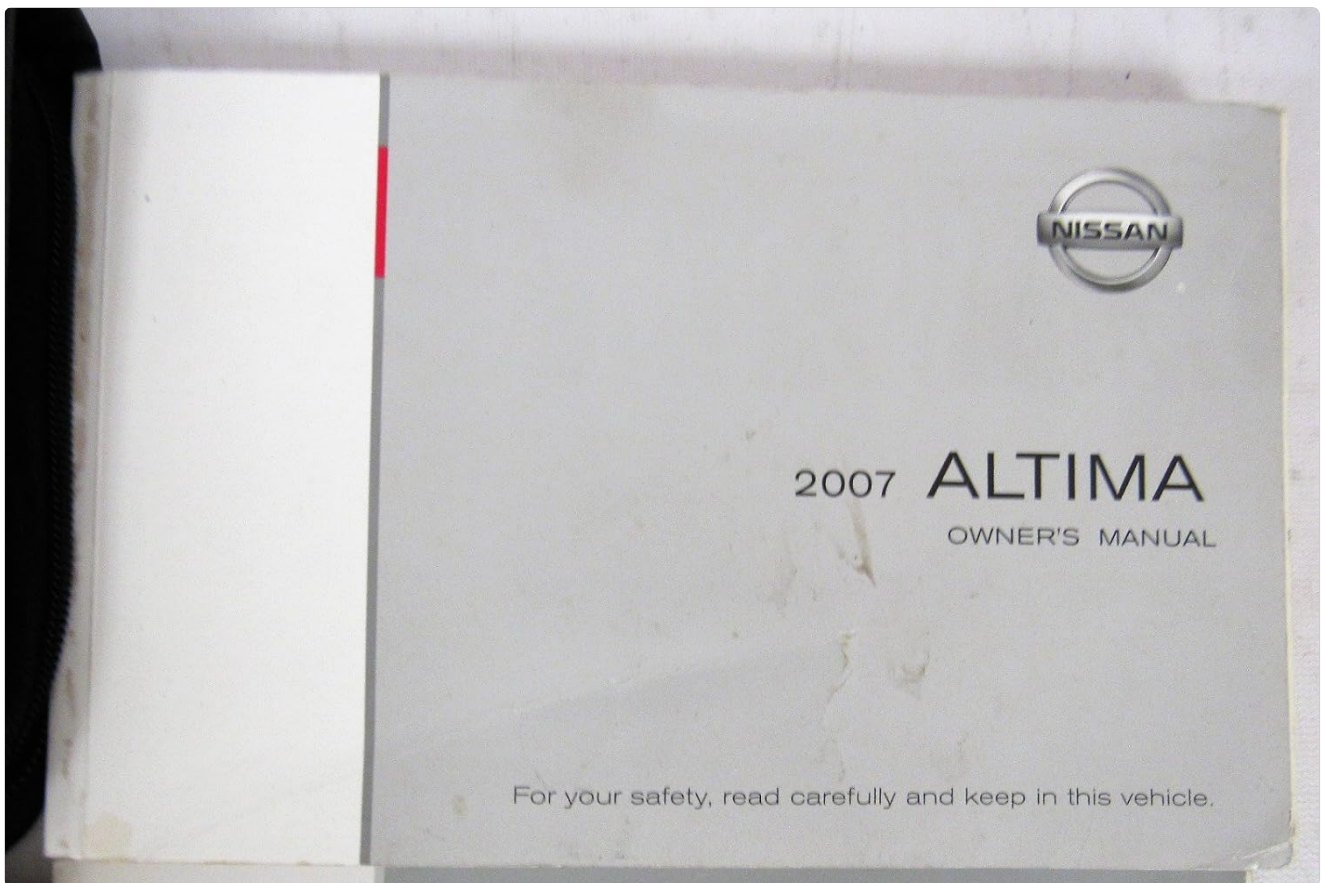


Image: The front cover of the Nissan Altima Owner's Manual. This manual provides detailed instructions for the general operation and features of the vehicle.

2. NAVIGATION SYSTEM OPERATION

For vehicles equipped with a navigation system, a dedicated manual provides instructions on its features and functionality. This guide ensures you can effectively use the system for route planning and information access.

Key Topics:

- **System Overview:** Understanding the navigation unit's interface and controls.
- **Destination Entry:** Methods for inputting addresses, points of interest, and home locations.
- **Map Functions:** How to view maps, zoom, scroll, and understand map symbols.
- **Voice Commands:** Using voice recognition for hands-free operation.

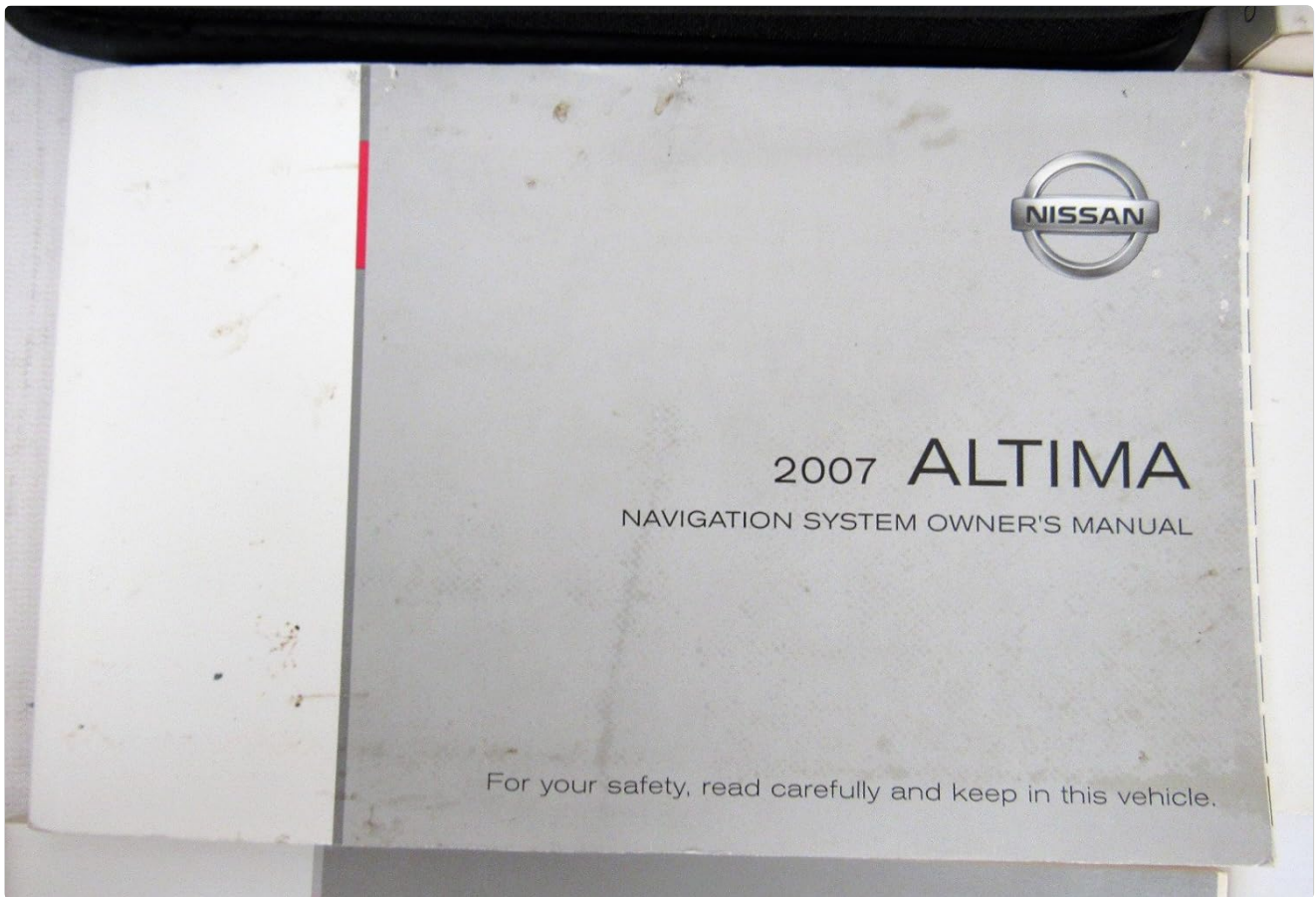


Image: The front cover of the Nissan Altima Navigation System Owner's Manual. This specific manual guides users through the functions and settings of the in-car navigation unit.

3. SERVICE AND MAINTENANCE GUIDE

Regular maintenance is crucial for the longevity and performance of your Nissan Altima. The Service and Maintenance Guide outlines recommended service intervals and procedures.

Key Topics:

- **Scheduled Maintenance:** Recommended service intervals for inspections and replacements.
- **Fluid Checks:** Instructions for checking engine oil, coolant, brake fluid, and other essential fluids.
- **Tire Care:** Information on tire pressure, rotation, and replacement guidelines.
- **Battery Maintenance:** Tips for maintaining your vehicle's battery.
- **Owner Maintenance:** Simple checks and procedures you can perform yourself.



Image: The front cover of the Nissan Altima Service and Maintenance Guide. This document provides a schedule and instructions for routine vehicle upkeep.

4. TROUBLESHOOTING COMMON ISSUES

This section, typically found within the main Owner's Manual, provides guidance on identifying and resolving minor vehicle issues. It also covers emergency procedures.

Key Topics:

- **Warning Lights:** What to do when a warning light illuminates on your dashboard.
- **Engine Problems:** Basic troubleshooting for engine starting issues or unusual noises.
- **Electrical Issues:** Addressing problems with lights, radio, or power accessories.
- **Emergency Procedures:** Instructions for changing a flat tire, jump-starting the vehicle, or what to do in case of an accident.

5. VEHICLE SPECIFICATIONS

Detailed technical specifications for your 2009 Nissan Altima are provided to help you understand its capabilities and requirements.

Key Specifications:

- **Engine Type:** Details on engine displacement, horsepower, and torque.
- **Dimensions:** Vehicle length, width, height, and wheelbase.
- **Capacities:** Fuel tank capacity, engine oil capacity, and coolant capacity.
- **Tire Information:** Recommended tire sizes and pressures.

- **Weight:** Curb weight and gross vehicle weight rating.

6. WARRANTY INFORMATION

The Warranty Information Booklet and any supplements provide crucial details regarding your vehicle's coverage. Understanding these terms is important for any potential repairs or claims.

Key Topics:

- **Coverage Details:** What is covered under the manufacturer's warranty, including basic, powertrain, and corrosion coverage.
- **Warranty Period:** Duration and mileage limits for different components.
- **Terms and Conditions:** Specific conditions that must be met to maintain warranty validity.
- **Claim Procedures:** Steps to follow when making a warranty claim.



Image: The front cover of the Nissan Warranty Information Booklet. This booklet outlines the terms and conditions of the vehicle's manufacturer warranty.

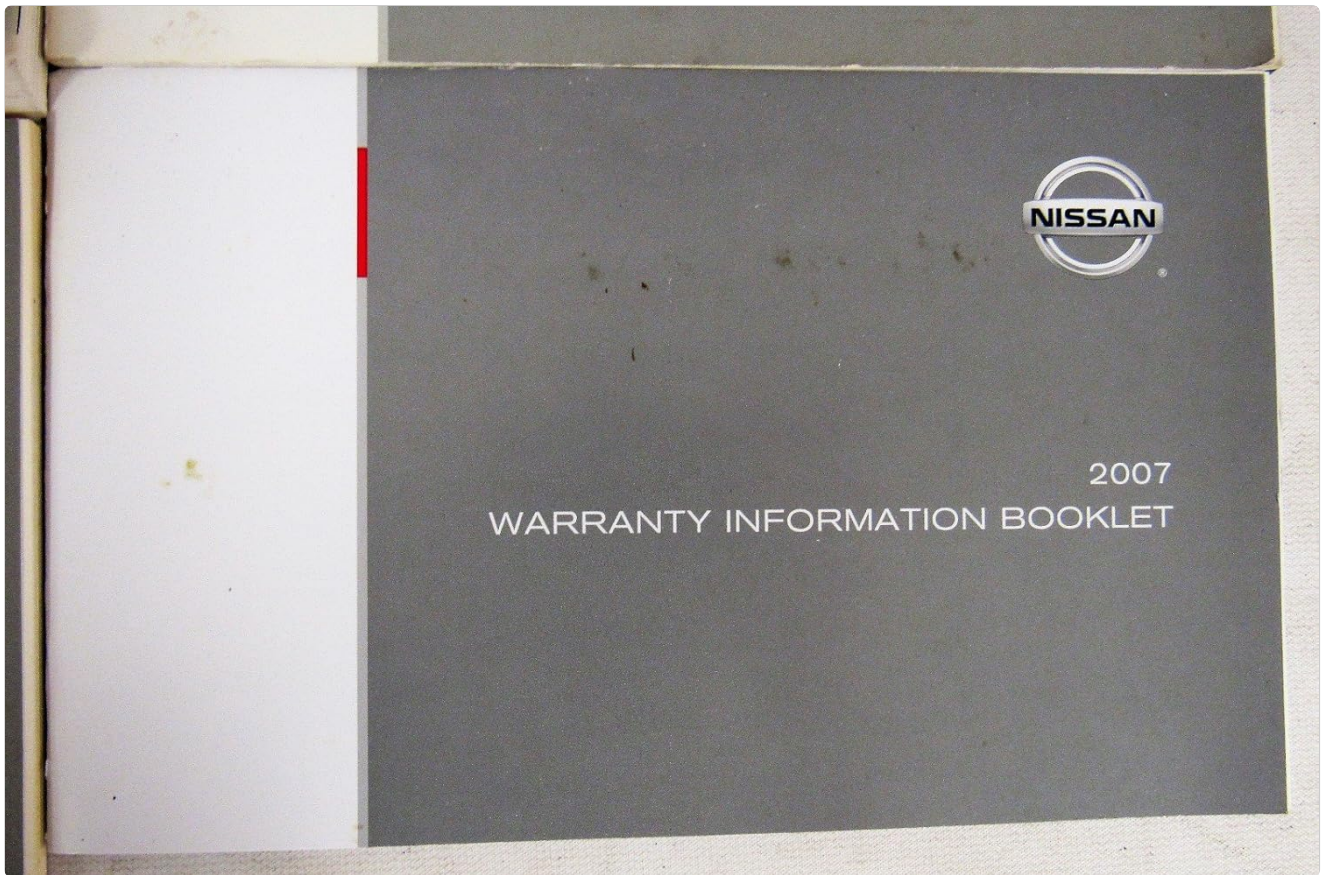


Image: The front cover of a supplement to the Nissan Warranty Information Booklet. This document provides additional or updated warranty information.

7. CUSTOMER SUPPORT AND ADDITIONAL RESOURCES

For further assistance or specific inquiries not covered in detail within these manuals, Nissan provides various support channels.

Resources:

- **Authorized Nissan Dealerships:** Your local dealership is equipped to provide service, parts, and expert advice.
- **Nissan Customer Service:** Contact information for direct support from Nissan.
- **Online Resources:** Refer to the official Nissan website for additional information, FAQs, and service schedules.