

Vicks VVP-6

Vicks VapoPads Soothing Menthol Vapors Replacement Pads (Model VVP-6) Instruction Manual

1. PRODUCT OVERVIEW

Vicks VapoPads are non-medicated refill pads designed to release soothing menthol vapors. Each pad provides up to eight hours of vapor release. These pads are compatible with most Vicks plug-in and waterless vaporizers, inhalers, and humidifiers that utilize scent pads. They are intended to provide comfort during periods of cold, cough, and flu by promoting easier breathing and supporting restful sleep.



The product packaging for Vicks VapoPads, showing the brand, product name, and key features like 'Soothing Menthol Vapors' and '6 Scent Pads'.

2. SETUP AND INSTALLATION

VapoPads are designed for easy, mess-free installation. Follow these general steps for most compatible devices:

1. Ensure your Vicks humidifier, vaporizer, or inhaler is turned off and unplugged.
2. Locate the scent pad slot or tray on your device. Refer to your device's specific instruction manual for exact placement.
3. Tear the pouch at the notch to expose the VapoPad.
4. Insert one or two VapoPads into the designated slot(s). Do not use more than one pad per slot at a time.
5. Close the scent pad slot or tray securely.



A VapoPad being inserted into the designated slot of a Vicks waterless vaporizer, demonstrating the ease of installation.

3. OPERATING INSTRUCTIONS

Once the VapoPads are installed, operate your Vicks device according to its own instruction manual. The device will then release the soothing menthol vapors from the pads into the air. Each VapoPad provides up to 8 hours of continuous vapor release.

LASTS UP TO 8 HOURS



A visual representation highlighting that each VapoPad provides up to 8 hours of soothing menthol vapors.

4. MAINTENANCE

Replace VapoPads after 8 hours of use, or when the scent is no longer noticeable. To replace, simply remove the old pad from the slot and insert a new one following the setup instructions. No special cleaning is required for the pads themselves, as they are disposable.

5. COMPATIBILITY

Vicks VapoPads are designed for use with a wide range of Vicks humidifiers, vaporizers, and steam inhalers. Compatible models include, but are not limited to:

- V1200, V1300, VIH200, V150, V1700, V1750, V1800, V1900
- VEV320, V3700, V3900, V4600, V5100
- VUL520, VUL570, VUL575, V750, VWM845

WIDE COMPATIBILITY

VapoPads can be used with Vicks Vaporizers, Humidifiers, and Steam Inhalers.



This image illustrates the wide compatibility of Vicks VapoPads with various Vicks devices, including plug-in vaporizers, humidifiers, and steam inhalers.

6. SAFETY INFORMATION

Recommended Usage:

- Not recommended for infants under 10 pounds.
- For children between 10-22 pounds, do not use more than 2 pads in a 24-hour period.

Important Warnings:

- **CAUTION: Contact with exposed pad may cause eye irritation.** In case of contact with eyes, flush with water immediately. If eye irritation persists, consult a doctor.
- Do NOT place in microwave.
- Do NOT touch exposed pad with skin. In case of contact with skin, wash area immediately with plenty of water.
- Do NOT place exposed pad on furniture, fabrics, bedding or plastics.
- Do NOT add any liquids to the pad or use more than one pad per slot at a time.

- For scent only, pad is not to be taken internally.
- **WARNING: PAD MAY PRESENT A CHOKING HAZARD. KEEP OUT OF REACH OF CHILDREN AND PETS.**

Legal Disclaimer:

Statements regarding dietary supplements have not been evaluated by the FDA and are not intended to diagnose, treat, cure, or prevent any disease or health condition.

7. PRODUCT SPECIFICATIONS

- **Model Number:** VVP-6
- **Manufacturer:** Vicks
- **Product Dimensions:** 3 x 0.88 x 5.13 inches
- **Item Weight:** 0.6 ounces
- **Pads Included:** 6 refill pads per box
- **Vapor Duration:** Up to 8 hours per pad

**USE VICKS VAPOPADS WITH
VICKS HUMIDIFIERS AND
VAPORIZERS IN THE BEDROOM**



A detailed diagram providing the precise dimensions of a single Vicks VapoPad for compatibility reference.

8. TROUBLESHOOTING

If you experience issues with vapor release or device function, first ensure the VapoPad is correctly inserted and the device is properly assembled and powered on. If problems persist, consult the instruction manual for your specific Vicks humidifier, vaporizer, or inhaler. For further assistance, please contact Vicks customer support.

9. ADDITIONAL RESOURCES


Product Videos:






- Video:** Vicks Warm Steam Vaporizer, Works with Vicks VapoPads. This video provides a visual guide on how to set up and use the Vicks Warm Steam Vaporizer, showcasing the integration of VapoPads for enhanced vapor release.
- Video:** You can breathe easy! A short video illustrating the soothing effects of Vicks VapoPads, emphasizing how they contribute to easier breathing and comfort.
- Video:** Our Point of View on Vicks Soothing Vapors Replacement Pads. This video offers a user's perspective on the Vicks Soothing Vapors Replacement Pads, demonstrating their application and discussing their effectiveness.
- Video:** Menthol Vapor Pads - Universal Vapor Pads for Humidifiers. A video demonstrating the use of menthol vapor pads, highlighting their universal compatibility with various humidifiers to provide soothing vapors.
- Video:** Vicks Vapo Pads Soothing Menthol Vapors Refill Replacement Pads. A brief video showing the Vicks Vapo Pads and how they are used as refill replacements for devices that provide soothing menthol vapors.

10. WARRANTY AND SUPPORT

Specific warranty information for Vicks VapoPads is typically provided with the product packaging or can be found on the official Vicks website. For product support, questions, or concerns, please visit the [Vicks Humidifiers website](#) or contact customer service at 1-800-VAPOR-1-2 (1-800-827-6712).

Related Documents - VVP-6

	<p>Vicks V1200 Personal Steam Inhaler Use and Care Manual</p> <p>This manual provides instructions for the Vicks V1200 Personal Steam Inhaler, including care, cleaning, safety precautions, and usage guidelines. It details how to use the steam inhaler for relief from cough, cold, and congestion symptoms, and how to use optional Vicks VapoPads.</p>
---	--

 <p>SinusInhaler Personal Steam Inhaler USE AND CARE MANUAL</p> <ul style="list-style-type: none"> • Comforting treatment in minutes • Adjustable steam output <p><small>The Steam Inhaler adds water vapor to the air, making the user's breathing easier and easing nasal congestion. It is not a medical device. The inhaler is for personal use only. Do not use the inhaler if you are pregnant or have a respiratory condition. For more information, visit www.vicks.com.</small></p> <p>IMPORTANT! READ AND SAVE THESE INSTRUCTIONS</p> <p>Model VIH200</p>	<p>Vicks VIH200 Sinus Inhaler: Personal Steam Inhaler - Use and Care Manual</p> <p>A comprehensive guide for the Vicks VIH200 Personal Steam Inhaler, covering safe usage, operation, VapoPad integration, cleaning, and warranty information. Provides soothing relief for nasal congestion and promotes easier breathing.</p>
 <p>Waterless Tabletop Vaporizer USE AND CARE MANUAL</p> <ul style="list-style-type: none"> • Releases soothing Vicks VapoMist vapors • Pleasant - fragrance in setting • Three speed settings • 100% VapoMist output • Start operation <p><small>The Waterless Vaporizer adds water vapor to the air, making the user's breathing easier and easing nasal congestion. It is not a medical device. The vaporizer is for personal use only. Do not use the vaporizer if you are pregnant or have a respiratory condition. For more information, visit www.vicks.com.</small></p> <p>IMPORTANT! READ AND SAVE THESE INSTRUCTIONS</p> <p>V1900 Series</p>	<p>Vicks Waterless Tabletop Vaporizer Use and Care Manual</p> <p>User manual for the Vicks Waterless Tabletop Vaporizer (Model V1900 Series). Learn how to use, clean, and maintain your vaporizer for soothing menthol vapors. Includes safety instructions and warranty information.</p>
 <p>SinusInhaler Personal Steam Inhaler USE AND CARE MANUAL</p> <ul style="list-style-type: none"> • Comforting treatment in minutes • Adjustable steam output <p><small>The Steam Inhaler adds water vapor to the air, making the user's breathing easier and easing nasal congestion. It is not a medical device. The inhaler is for personal use only. Do not use the inhaler if you are pregnant or have a respiratory condition. For more information, visit www.vicks.com.</small></p> <p>IMPORTANT! READ AND SAVE THESE INSTRUCTIONS</p> <p>Model VIH200</p>	<p>Vicks VIH200 Personal Steam Sinus Inhaler: Use and Care Manual</p> <p>Comprehensive user manual and care guide for the Vicks VIH200 Personal Steam Sinus Inhaler. Learn how to use, clean, and maintain your device for temporary relief from nasal, sinus, and chest congestion.</p>
 <p>EasyCare+ Top Fill Filter Free Humidifier Use and Care Manual</p> <ul style="list-style-type: none"> • Easy to fill two ways • Quiet mist output • No filters or essential oils can be used in the humidifier tank • 90% per gallon <p><small>The humidifier adds water vapor to the surrounding air, which may help the user breathe better. If you have any questions about the operation of your humidifier, visit www.vicks.com. For more information, visit www.vicks.com.</small></p> <p>IMPORTANT! READ AND SAVE THESE INSTRUCTIONS</p> <p>VUL585 Series</p>	<p>Vicks EasyCare+ Top Fill Filter Free Humidifier Use and Care Manual</p> <p>This manual provides instructions for the Vicks EasyCare+ Top Fill Filter Free Humidifier, including setup, operation, cleaning, and troubleshooting.</p>
 <p>Filter Free Ultrasonic Cool Mist Humidifier Use and Care Manual</p> <ul style="list-style-type: none"> • Easy to fill two ways • Quiet mist output • No filters or essential oils can be used in the humidifier tank • 90% per gallon <p><small>The humidifier adds water vapor to the surrounding air, which may help the user breathe better. If you have any questions about the operation of your humidifier, visit www.vicks.com. For more information, visit www.vicks.com.</small></p> <p>IMPORTANT! READ AND SAVE THESE INSTRUCTIONS</p> <p>VUL525/545 Series</p>	<p>Vicks Filter Free Ultrasonic Cool Mist Humidifier Use and Care Manual</p> <p>Comprehensive use and care manual for the Vicks Filter Free Ultrasonic Cool Mist Humidifier (Models VUL525/545), covering setup, operation, maintenance, troubleshooting, and warranty information.</p>

