

CURT 40039

CURT 40039 Chrome Trailer Hitch Ball User Manual

Model: 40039 | Brand: CURT

INTRODUCTION

The CURT 2-5/16" trailer ball is a robust piece of towing equipment designed for heavy-duty applications. It is engineered for strength and durability to withstand the demands of significant towing. This manual provides essential information for the proper installation, operation, maintenance, and troubleshooting of your CURT 40039 Chrome Trailer Hitch Ball. This 2-5/16" trailer ball features a ball capacity of 12,000 lbs, a 1" shank diameter, a 2-1/4" shank length, and a nickel-chrome finish for corrosion protection. It is thoroughly tested for safety and meets U.S. VESC specifications.

FEATURES AND BENEFITS

- **Reliable Strength:** Rated to tow up to 12,000 pounds gross trailer weight. Constructed from hot-forged, heat-treated steel for maximum towing strength.
- **Precise Fit:** Features a 2-5/16-inch diameter to fit virtually any 2-5/16-inch coupler. The ball shank has a 1-inch diameter and measures 2-1/4 inches long for secure attachment to a trailer hitch ball mount.
- **Corrosion-Resistant:** Finished in a durable, protective chrome plating for long-lasting resistance to rain, dirt, and rust.
- **Secure Install:** Comes with a zinc-plated hex nut and helical lock washer for dependable strength. Fine threads enhance the hold on the ball hitch (250 lb.-ft. torque required).
- **Tested for Safety:** Tested to U.S. VESC specifications to promote the highest level of safety while towing.

FEATURES & BENEFITS




Image: This diagram highlights key features including the chrome-plated finish, VESC-tested safety, fine threads for superior hold, and zinc-plated hardware.

SPECIFICATIONS

Attribute	Value
Brand	CURT
Model	40039 (2-5/16" Trailer Ball)
Ball Diameter	2-5/16 inches
Shank Diameter	1 inch
Shank Length	2-1/4 inches

Attribute	Value
Gross Trailer Weight (GTW)	12,000 lbs
Material	Alloy Steel
Finish Type	Chrome-plated
Item Weight	3.03 pounds
Product Dimensions	5 x 2 x 2 inches
UPC	612314000371

APPROXIMATE DIMENSIONS

12,000 lbs. gross trailer weight

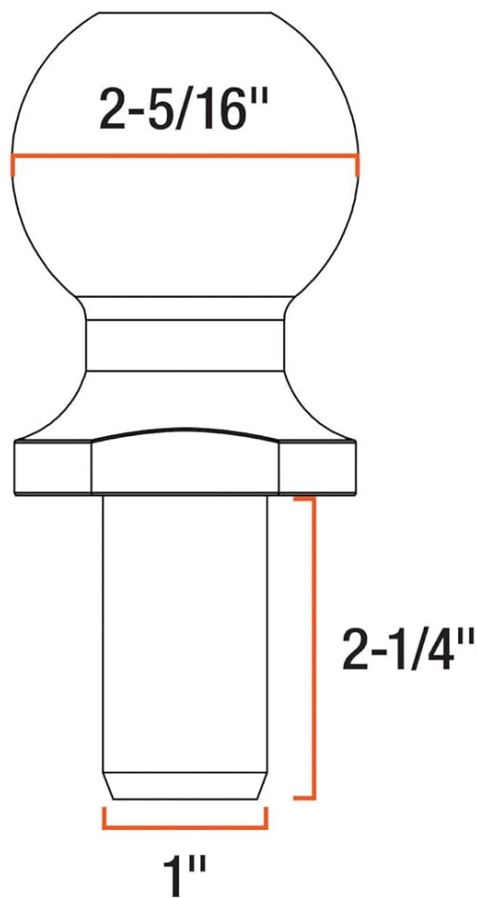


Image: This diagram illustrates the approximate dimensions of the hitch ball, including the 2-5/16" ball diameter, 1" shank diameter, and 2-1/4" shank length, along with its 12,000 lbs gross trailer weight capacity.

SETUP AND INSTALLATION

Proper installation of the trailer hitch ball is crucial for safe towing. Always ensure that the ball mount and hitch receiver are compatible with the hitch ball's specifications.

1. **Prepare the Ball Mount:** Ensure the ball mount surface where the hitch ball will be installed is clean and free of debris.
2. **Insert the Shank:** Insert the threaded shank of the hitch ball through the hole in the ball mount.
3. **Add Washer and Nut:** Place the helical lock washer over the shank, followed by the hex nut.
4. **Tighten Securely:** Tighten the hex nut to the manufacturer's specified torque. For the CURT 40039, a torque of 250 lb.-ft. is required. Use a torque wrench to ensure accurate tightening.
5. **Verify Stability:** After tightening, ensure the hitch ball is firmly seated and does not wobble.

Important: Always refer to your vehicle's owner's manual and the ball mount's instructions for specific towing capacities and installation procedures. Never exceed the lowest weight capacity of any towing component (vehicle, hitch, trailer, or hitch ball).





Image: A detailed view of the CURT Chrome Trailer Hitch Ball, showing the ball, shank, helical lock washer, and hex nut, ready for installation onto a ball mount.

OPERATING INSTRUCTIONS

Once the hitch ball is securely installed on the ball mount and the ball mount is inserted into the vehicle's receiver hitch, you are ready to connect your trailer.

1. **Inspect Before Each Use:** Before connecting a trailer, visually inspect the hitch ball for any signs of wear, damage, or corrosion. Ensure the chrome finish is intact and there are no cracks or deformities.
2. **Clean the Ball:** Keep the hitch ball clean to ensure smooth coupling and prevent premature wear on the trailer coupler.
3. **Connect the Trailer:** Carefully lower the trailer coupler onto the hitch ball. Ensure the coupler fully engages and locks onto the ball.
4. **Secure the Coupler:** Engage the coupler latch mechanism and insert any safety pins or locks as required by your trailer's coupler design.
5. **Attach Safety Chains:** Always cross and attach the trailer's safety chains to the vehicle's hitch or frame.
6. **Connect Electrical (if applicable):** Connect the trailer's electrical wiring harness to the vehicle's receptacle.
7. **Test Lights and Brakes:** Before driving, test all trailer lights (running, brake, turn signals) and the trailer brakes (if equipped).

Safety Precaution: Always ensure the trailer's gross vehicle weight (GVW) and tongue weight do not exceed the capacities of your hitch ball, ball mount, receiver hitch, and tow vehicle. Overloading can lead to dangerous towing conditions and equipment failure.

MAINTENANCE

Regular maintenance will extend the life of your CURT trailer hitch ball and ensure safe operation.

- **Cleaning:** After each use, especially in harsh weather conditions (rain, snow, road salt), clean the hitch ball with mild soap and water. Rinse thoroughly and dry completely.
- **Lubrication:** Apply a thin layer of high-quality, water-resistant grease to the surface of the hitch ball before each towing trip. This reduces friction and wear between the ball and the trailer coupler.
- **Inspection:** Periodically inspect the chrome plating for chips, cracks, or peeling. While the chrome provides corrosion resistance, damage to the plating can expose the underlying steel to rust.
- **Hardware Check:** Regularly check the tightness of the hex nut. Vibrations from towing can sometimes loosen fasteners. Re-torque to 250 lb.-ft. if necessary.
- **Storage:** When not in use, store the hitch ball in a dry environment to prevent corrosion. Consider using a hitch ball cover for added protection.

TROUBLESHOOTING

This section addresses common issues you might encounter with your trailer hitch ball.

Problem	Possible Cause	Solution
Hitch ball wobbles after installation.	Nut not tightened to specification.	Re-torque the hex nut to 250 lb.-ft. using a torque wrench.
Trailer coupler difficult to attach/detach.	Lack of lubrication; rust/corrosion on ball or coupler.	Clean the hitch ball and apply a thin layer of grease. Inspect coupler for damage.
Rust spots appearing on chrome finish.	Damage to chrome plating; improper cleaning/storage.	Clean and dry thoroughly after use. Store in a dry place. If plating is significantly damaged, consider replacement.
Unusual noise during towing (e.g., squeaking, clunking).	Insufficient lubrication; loose hitch components; worn coupler.	Ensure hitch ball is greased. Check all hitch components (ball mount, receiver pin) for tightness. Inspect trailer coupler for wear.

If problems persist or you suspect structural damage, discontinue use and consult a qualified professional or contact CURT customer support.

WARRANTY AND SUPPORT

CURT Manufacturing stands behind the quality of its products. For specific warranty information regarding your CURT 40039 Chrome Trailer Hitch Ball, please refer to the official CURT website or the documentation included with your purchase.





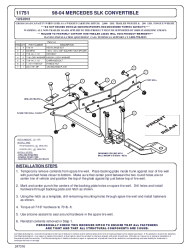

For technical support, installation questions, or warranty claims, please contact CURT customer service directly. You can often find contact information on the manufacturer's website or by searching for "CURT Manufacturing customer support." Additional resources may be available on the [CURT Store on Amazon](#) or through the official CURT Manufacturing website.


A PDF user manual is also available for download: [Download User Manual \(PDF\)](#)

© 2025 CURT Manufacturing. All rights reserved.

This manual is for informational purposes only. Always follow local laws and safety guidelines when towing.

Related Documents - 40039

	<p>CURT 13193 Trailer Hitch Installation Guide for Ford Transit</p> <p>Step-by-step installation instructions for the CURT 13193 trailer hitch designed for the Ford Transit van. Includes parts list, tools required, safety information, and towing capacity details.</p>
	<p>CURT 13146 Trailer Hitch Installation Manual</p> <p>This document provides installation instructions for the CURT 13146 trailer hitch, including parts list, tools required, safety instructions, and towing capacity information for select Honda Pilot and Acura MDX models.</p>
	<p>CURT 11475 Trailer Hitch Installation Guide for Volkswagen Golf R (2017-2023)</p> <p>Detailed, step-by-step installation instructions for the CURT 11475 receiver hitch on 2017-2023 Volkswagen Golf R models. Includes parts list, required tools, safety warnings, and towing capacity information.</p>
	<p>Toyota RAV4 (2006-Current) Trailer Hitch Installation Guide - CURT 13149</p> <p>Step-by-step installation instructions for the CURT 13149 Class 3 Trailer Hitch for Toyota RAV4 models (2006-Current, excluding Electric). Includes parts list, tools required, safety information, and towing capacity details.</p>
	<p>98-04 Mercedes SLK Convertible Trailer Hitch Installation Guide</p> <p>Installation guide for the CURT 11751 trailer hitch for 1998-2004 Mercedes-Benz SLK Convertible. Includes parts list, capacity, installation steps, and warranty information.</p>
	<p>CURT 13507 Class 3 Trailer Hitch Installation Manual for Jeep Grand Cherokee</p> <p>Comprehensive installation guide for the CURT 13507 Class 3 Trailer Hitch. This manual provides detailed instructions, parts lists, required tools, and safety information for installing the hitch on a 2022 Jeep Grand Cherokee.</p>



[CURT 2018 Catalog: Trailer Hitches, Towing Accessories & Electrical Guides](#)

Explore the comprehensive CURT 2018 Catalog featuring trailer hitches, towing accessories, brake controls, custom wiring, and essential application guides for safe and reliable towing.

lang:en score:18 filesize: 34.69 M page_count: 241 document date: 2018-02-05




[\[pdf\] Specifications Accessories Catalog](#)

Curt Trailer Hitches Catalog trailer hitches towing ball mounts 5th wheel gooseneck weight distribution sway control breakaway kits hitch mount carriers bike racks steps tow lights brakes brake controllers connectors bars couplers jacks winches tool boxes mirrors transmission coolers straps tie downs covers CARiD curt balls catalog carid images items

1 7/8 TRAILER BALLS 2" TRAILER BALLS 2 5/16" TRAILER BALLS INSTALLATION TOOLS TRAILER BALL COVERS S ... bs. 30,000 lbs. 10,000 lbs. 25,000 lbs. 10,000 lbs. 25,000 lbs. 6,000 lbs. 30,000 lbs. 40005 40007 **40039*** 40021 40006 40030* 40008* -40035 -40036 -40022 -- 40067 --40075 40068 -----40076 -- 40054...


lang:en score:17 filesize: 3.35 M page_count: 8 document date: 2017-07-26



[\[pdf\] Reference Guide Guide Catalog](#)

Radio Shack Semiconductor Reference Guide 1988 worldradiohistory BOOKSHELF ARH Technology ||| INCLUDES OVER 92,000 SEMICONDUCTOR SUBSTITUTIONS INTEGRATED CIRCUITS INDEX BY GENERIC NUMBER GENE ... 02GP 1104 1144002L 1104 114400214 1114 1144003 1114 1N4003A 1114 1N4003G 1114 1N4003GP 1104 1144**400390** 1104 1104 1114 1N4003RL 114400314 1144004 1114 11440044 1122 1 N4004G 1122 1N4004GP 114...

lang:i-klngon score:16 filesize: 27.45 M page_count: 568 document date: 2023-10-12



[Engineer's Notebook: Integrated Circuit Applications](#)

A comprehensive handbook from Radio Shack by Forrest M. Mims, III, detailing integrated circuit applications for electronics experimenters and hobbyists, covering digital and linear ICs with practical circuit examples.

lang:en score:16 filesize: 46.39 M page_count: 942 document date: 2023-08-28




[\[pdf\] Application Guide Catalog](#)

Curt CURT 2023 Catalog frameco ca media wysiwyg catalogues |||

2023 CATALOG APPLICATION GUIDES INTENTIONALLY LEFT BLANK FOR TWO-PAGE VIEWING EVERYTHING YOU N ... 16 40002 40032 40031 40017 40003 40018 40019 40004 40037 40033 40034 40038* 40020 40090 40005 40007 **40039*** 40021 40006 40030* -40035 -40036 -40008* 40022 -- -- 40099 Chrome Full Throne # 40061 40063 ...

lang:en score:14 filesize: 66.35 M page_count: 285 document date: 2022-11-11



[\[pdf\] Guide Application Guide Catalog](#)

CURT Trailer Hitches Towing Catalog trailer hitches towing ball mounts 5th wheel gooseneck weight distribution sway control breakaway kits hitch mount carriers bike racks steps tow lights brakes brake controllers connectors bars couplers jacks winches tool boxes mirrors transmission coolers straps tie downs covers CARiD catalog 2016 images carid curt page |||

2016 CATALOG APPLICATION GUIDE NEW PRODUCTS DESIGNED TO HELP YOU BRING IT CURT Manufacturing s ... bs. 30,000 lbs. 10,000 lbs. 25,000 lbs. 10,000 lbs. 25,000 lbs. 6,000 lbs. 30,000 lbs. 40005 40007 **40039*** 40021 40006 40030* 40008* -40035 -40036 -40022 -- 40067 --40075 40068 -----40076 -- 40054...

lang:en score:12 filesize: 17.17 M page_count: 258 document date: 2016-10-05



[\[pdf\]](#) Specifications Dimension Guide

Trailer Balls 10 curtmfg assets

Trailer TRAILER BALLS balls Each of CURT s trailer balls have been tested for safety and meet U.S ... bs. 30,000 lbs. 10,000 lbs. 25,000 lbs. 10,000 lbs. 25,000 lbs. 6,000 lbs. 30,000 lbs. 40005 40007 **40039*** 40021 40006 40030* 40008* -40035 -40036 - 40022 -- 30,000 lbs. -- Finishes and Part Numbers ...


lang:en score:12 filesize: 4.78 M page_count: 6 document date: 2013-12-03



[\[pdf\]](#) Application Guide Catalog

CURT Catalog Trailer Hitches Wiring 5th Wheel Gooseneck AM media lippert Design Team Catalogs ||| CATALOG APPLICATION GUIDES INTENTIONALLY LEFT BLANK FOR TWO-PAGE VIEWING EVERYTHING YOU NEED T ... 4 40065 40073 40066 40070 --- 40074 40069 40164 40165 40173 40166 40170 ---40174 40190 40005 40007 **40039** 40021 40006 40030 -40035 -40036 -40008 40022 -- 40067 --40075 40068 40078 ----- 40009 40076 --...


lang:en score:12 filesize: 52.19 M page_count: 315 document date: 2024-12-19



[\[pdf\]](#) Application Guide Accessories Catalog

CURT Trailer Hitches Towing Catalog trailer hitches towing ball mounts 5th wheel gooseneck front pintle hooks tow lunette rings weight distribution hitch covers steps mount bike carriers pins locks accessories cargo wiring harness electrical connectors brake controllers sway control parts couplers jacks breakaway kits tool boxes winches brakes CARiD 2019 catalog images carid curt info ||| 2019 CATALOG APPLICATION GUIDES CURT is the leading manufacturer of USA-made trailer hitches and a ... 16 40002 40032 40031 40017 40003 40018 40019 40004 40037 40033 40034 40038* 40020 40090 40005 40007 **40039*** 40021 40006 40030* -40035 -40036 -40008* 40022 --- -- 40099 Chrome Pkg# 40061 40063 40071 40...

lang:en score:11 filesize: 13.69 M page_count: 230 document date: 2018-11-22



[pdf] User Manual

SP288 Nalya Crescent Karana Downs SPS Electrical Installation OM Manual bne01546040 nalya crescent sp288 karana downs sewage pump station electrical installation operation and maintenance manual sj electric bw39 02 03 2003 controlled document tms1114 pumping sps switchboard bunya st compactor room archiving bodo kehren scan conversion services TMS1114 urbanutilities au media quu s suppliers info technical manuals waste water la en hash

BBF6993D12E0E281A2C65EFEC807F302F5EFDB0C |||

SP288 Nalya Crescent Karana Downs SPS Electrical Installation OM Manual 11111 ELECTRIC II BRISBANE C ... 411 412 413 414 415 416 417 418 40036 35 An In 2, bipolar 40037 36 An Out 1, function 40038 37 **40039** 38 40040 39 An Out 1, setup An Out 1, offset An Out 1, gain 0=Off, 1=On 41A 0=Torque, 1=S...

lang:en score:11 filesize: 6.01 M page_count: 177 document date: 2014-12-10



[pdf] Guide

CORPORAL AMERICA COMES TO THE TABLE 29 mars 2024 — pro football days Toby Keith s resume is as GUIDE COMPILED BY TRAVIS CORDER Unless otherwise user interface local SCSI drive for fast audio access Music Row Batch 1 March 21 worldradiohistory UK Miscellaneous |||

tablished In 1981 Vol. 13 Number 18 October 8,1993 CORPORAL AMERICA COMES TO THE TABLE Nashville B ... c Studio .646-7440 Gerry Peters Jim Prendergast Productions...386-3977 Postmark Music .385-9406 POB **40039**, 37204 Ricker Music Group.329-2886 Song Cellar .383-7222 2703 Greystone Ave. Songwriters Studi...

lang:en score:10 filesize: 34.67 M page_count: 390 document date: 2024-03-22