

Yesker CD-2800

Sonic Wave CD-2800 Ultrasonic Jewelry & Eyeglass Cleaner

Model: CD-2800 | Brand: Yesker

PRODUCT OVERVIEW

The Sonic Wave CD-2800 Ultrasonic Cleaner is designed to restore the sparkle and shine to various household items, including fine jewelry, eyeglasses, and precious coins. Utilizing ordinary tap water, this cleaner provides a safe and effective method to clean items without the need for harsh chemicals or rigorous scrubbing. Millions of microscopic cleansing bubbles generated by ultrasonic energy waves work to remove dirt, grime, rust, limescale, and other residues from hard-to-clean surfaces and intricate parts.

Key Features

- Powerful unit that gently cleans in minutes without damaging delicate items.
- 42,000 cycle ultrasonic energy wave feature cleans dirt, dust, and grime away.
- One 3-minute working cycle for efficient cleaning.
- 60 watts of power and 42,000Hz energy wave for effective cleaning.
- Power Supply: AC 100-120V 50/60 HZ.



Front view of the Sonic Wave CD-2800 Ultrasonic Cleaner, showcasing its compact design and control panel.

SETUP GUIDE

Unpacking

Carefully remove the ultrasonic cleaner and all accessories from the packaging. Inspect the unit for any signs of damage. Retain the packaging for future storage or transport.



The ultrasonic cleaner shown with its included accessories, including the cleaning basket and a small bottle of cleaning solution.



Rear view of the ultrasonic cleaner, highlighting the power cord connection point.

Power Connection

Place the unit on a stable, flat surface. Ensure the power cord is securely plugged into a standard AC 100-120V 50/60 Hz electrical outlet.

Filling the Tank

Open the lid and remove the cleaning basket. Fill the stainless steel tank with ordinary tap water. Do not exceed the "MAX" fill line indicated inside the tank. For enhanced cleaning, a small amount of specialized ultrasonic cleaning solution can be added to the water.

OPERATING INSTRUCTIONS

Placing Items

Place the items to be cleaned into the provided cleaning basket. Ensure items are fully submerged in the water/solution. Avoid overcrowding the basket to allow for optimal cleaning.

Starting a Cleaning Cycle

Close the lid securely. Press the "ON" button to start the cleaning cycle. The unit will automatically run for 3 minutes and then shut off. For heavily soiled items, multiple cycles may be necessary.

Recommended Items for Cleaning

- Jewelry: Necklaces, rings, earrings, bracelets, diamonds.
- Eyewear: Eyeglasses, sunglasses (ensure they are waterproof).
- Small Household Items: Coins, keys, silverware, metal badges, watchbands (waterproof watches only), shaver heads, razor blades, dentures, combs, toothbrushes, valves, nozzles, machine parts, printer heads.

MAINTENANCE

Cleaning the Unit

After each use, unplug the unit and empty the water from the tank. Wipe the inside of the tank and the exterior of the unit with a soft, damp cloth. Do not immerse the main unit in water.

Storage

Store the ultrasonic cleaner in a cool, dry place away from direct sunlight and moisture when not in use.

TROUBLESHOOTING

Common Issues

- **Unit not turning on:** Ensure the power cord is securely plugged into a working outlet. Check if the power button is pressed.
- **Items not clean enough:** For heavily soiled items, try running multiple cleaning cycles. Consider adding a specialized ultrasonic cleaning solution. Ensure items are fully submerged and not overcrowded.
- **Unusual noise or vibration:** This is normal during operation due to ultrasonic waves. If the noise is excessive or accompanied by other issues, discontinue use and contact support.

PRODUCT SPECIFICATIONS

Item Model Number	885390588044 (CD-2800)
Product Dimensions	3.5 x 3.2 x 1.2 inches
Item Weight	8.8 ounces
Tank Size	20 oz (600ml)
Input Power	35 W
Timer Setting	3 minutes (auto shut-off)
Manufacturer	Sonic Wave
Date First Available	July 30, 2008





Visual representation of the product's dimensions for size comparison.

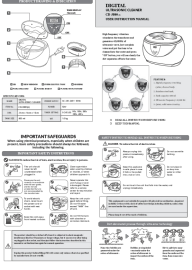



WARRANTY AND SUPPORT

For warranty information or technical support, please refer to the documentation included with your purchase or contact the manufacturer directly. Keep your purchase receipt as proof of purchase.

© 2023 Yesker. All rights reserved. Product specifications are subject to change without notice.

Related Documents - CD-2800

	<p>Digital Ultrasonic Cleaner CD-3840 User Manual and Guide</p> <p>Comprehensive guide for the VLOXO CD-3840 Digital Ultrasonic Cleaner, covering features, operation, safety precautions, and maintenance. Learn how to effectively clean various items like eyeglasses, jewelry, watches, and personal care products using ultrasonic technology.</p>
	<p>LifeBasis CD-7920 Digital Ultrasonic Cleaner User Guide</p> <p>Comprehensive user guide for the LifeBasis CD-7920 and CD-7920S digital ultrasonic cleaners, covering features, safety precautions, operation, applications, and maintenance.</p>

	<p>VLOXO CD-3800(A) Digital Ultrasonic Cleaner User Manual</p> <p>User manual for the VLOXO CD-3800(A) Digital Ultrasonic Cleaner, detailing features, operation, safety precautions, and maintenance for effective cleaning of jewelry, watches, glasses, and more.</p>
	<p>VLOXO CD-2800 Ultrasonic Cleaner User Manual</p> <p>User instruction manual for the VLOXO CD-2800 Ultrasonic Cleaner, detailing its features, specifications, operation, cleaning methods, and user maintenance.</p>
	<p>Ultrasonic Cleaner JX-956 Instruction Manual</p> <p>Comprehensive instruction manual for the JX-956 Ultrasonic Cleaner, detailing product description, specifications, cleaning methods, operation instructions, safety precautions, and maintenance.</p>
	<p>ACTIVESHOP CD-4830 Ultrasonic Cleaner: Instructions for Use and Safety</p> <p>Detailed user manual for the ACTIVESHOP CD-4830 ultrasonic cleaner, covering technical specifications, operating instructions for various cleaning modes, safety precautions, and proper disposal methods.</p>