

Hasegawa HSGS1885

Hasegawa X48-5 US Air Force Pilot / Ground Crew Set B Instruction Manual

Brand: Hasegawa | Model: HSGS1885

1. INTRODUCTION

This instruction manual provides detailed guidance for the assembly, painting, and integration of the Hasegawa X48-5 US Air Force Pilot / Ground Crew Set B. This 1:48 scale model kit is designed to enhance dioramas featuring 1:48 scale aircraft models, adding realism and dynamic scenes to your display. The set includes a variety of figures and equipment typical of modern US military airbases.

2. SAFETY INFORMATION

WARNING: CHOKING HAZARD

This product contains small parts and is not suitable for children under 3 years of age. Adult supervision is recommended during assembly. Keep all packaging materials away from children.

3. PACKAGE CONTENTS

The Hasegawa X48-5 US Air Force Pilot / Ground Crew Set B includes over 36 individual pieces, comprising various figures and ground equipment. The specific contents are:

- 12 Pilot figures (6 distinct poses)
- 4 Military Police figures (2 distinct poses)
- 16 Maintenance Personnel figures (8 distinct poses)
- 4 Ground Crew figures (2 distinct poses)



Figure 1: Front view of the Hasegawa X48-5 US Air Force Pilot / Ground Crew Set B packaging. This image displays the product box, featuring an illustration of an F-16 aircraft and various pilot and ground crew figures in a diorama setting, indicating the contents and theme of the model kit.

4. ASSEMBLY INSTRUCTIONS

This model kit features snap-fit components, meaning no glue is required for basic assembly. However, for enhanced durability and a seamless finish, the use of plastic model cement is recommended for certain parts. Refer to the illustrated assembly instructions provided within the product packaging for detailed, step-by-step guidance.

4.1. Preparation

1. Carefully remove all parts from the sprues using a hobby knife or sprue cutters.
2. Smooth any rough edges or flash with a hobby file or fine-grit sandpaper.
3. Identify each part according to the included diagram.

4.2. Figure Assembly

Each figure consists of multiple parts (e.g., torso, arms, legs, head, accessories). Follow the numerical sequence in the provided instruction sheet to attach corresponding parts. Ensure proper alignment before pressing parts together firmly for a secure fit. For parts requiring glue, apply a small amount of plastic cement to one surface and hold the parts together until bonded.



Figure 2: A collection of unpainted Hasegawa US Air Force Pilot and Ground Crew figures. This image shows the detailed sculpts of the figures in various poses, highlighting the raw plastic components before assembly and painting, which are typical of model kits.

5. PAINTING AND DETAILING

While the figures are molded in a base color, painting is essential to achieve a realistic appearance. Refer to reference images of US Air Force pilots and ground crew for accurate color schemes and uniform details.

- **Priming:** Apply a thin coat of primer suitable for plastic models to ensure paint adhesion.
- **Base Coats:** Apply base colors for uniforms, skin tones, and equipment.
- **Detail Painting:** Use fine brushes for intricate details such as insignia, buckles, and facial features.
- **Weathering (Optional):** Apply washes, dry-brushing, or pigments to simulate wear, dirt, and shadows for added realism.
- **Protective Coat:** Finish with a clear matte or satin topcoat to protect the paintwork.

6. DIORAMA INTEGRATION

These figures are specifically designed to complement 1:48 scale aircraft models and diorama bases. Consider the narrative you wish to create:

- Position pilots near aircraft cockpits or walking to/from their planes.
- Arrange ground crew figures performing maintenance tasks, refueling, or directing aircraft.
- Utilize military police figures for security or patrol scenes.
- Ensure figures are securely attached to the diorama base using appropriate adhesives.

7. MAINTENANCE

To preserve the quality and appearance of your assembled and painted figures:

- **Cleaning:** Gently dust figures with a soft brush or compressed air. Avoid harsh chemicals or abrasive materials.
- **Storage:** Store figures in a cool, dry place away from direct sunlight to prevent fading or material degradation.
- **Handling:** Handle figures by their bases or less delicate parts to avoid damaging painted surfaces or small components.

8. TROUBLESHOOTING

Should you encounter any issues during assembly or with the product components, consider the following:







- **Parts Not Fitting:** Ensure you are using the correct parts as indicated in the instruction diagram. Check for any excess plastic (flash) that may be obstructing the fit and carefully trim it.
- **Missing or Damaged Parts:** In the event of missing or damaged components, please contact Hasegawa customer support with your product details and proof of purchase.
- **Paint Adhesion Issues:** Ensure surfaces are clean and free of oils before priming and painting. Use paints specifically designed for plastic models.

9. SPECIFICATIONS

Feature	Detail
Brand	Hasegawa
Model Number	HSGS1885
Set Name	U.S. Pilot/Ground Crew Set B
Scale	1:48
Material	Plastic
Number of Pieces	Over 36
Item Dimensions (L x W x H)	11.5 x 8.38 x 2.13 inches
Item Weight	8.5 ounces
Recommended Age	10 years and up
UPC	795864931743

10. SUPPORT AND WARRANTY

For technical assistance, inquiries regarding parts, or warranty information, please refer to the contact details provided on the product packaging or visit the official Hasegawa website. Keep your proof of purchase for any support claims.

	<p>Kit Masx Product Catalog - July 2025</p> <p>Explore the comprehensive Kit Masx Product Catalog for July 2025, featuring a wide range of high-quality paint masks for scale models across various scales and aircraft types. Discover masks for popular brands like Airfix, Revell, Tamiya, and Hasegawa.</p>
	<p>Kit Masx Product Catalog - Scale Model Paint Masks</p> <p>Explore the comprehensive Kit Masx product catalog featuring a wide range of high-quality paint masks for scale models, including aircraft, vehicles, and more, available in various materials and scales. Find the perfect masks for your scale modeling projects.</p>
	<p>Messerschmitt Bf 109 Late Series Model Kits Review</p> <p>A comprehensive review of various scale model kits for the Messerschmitt Bf 109 Late Series (F to K, including Z-Series) from manufacturers like Zvezda, Academy, Airfix, Hasegawa, and more, detailing their features, accuracy, and build quality.</p>
	<p>Kit Masx Paint Masks for Scale Models Product Catalog</p> <p>Comprehensive catalog of high-quality paint masks for scale model aircraft and vehicles, featuring a wide range of manufacturers, aircraft types, and scales from 1/24 to 1/72. Includes masks made from Oramask 810 Vinyl and Genuine Tamiya Tape.</p>
	<p>Kit Masx Canopy Mask Sets Catalog</p> <p>Discover the extensive Kit Masx catalog featuring high-quality canopy mask sets for a wide range of scale model aircraft kits. Find precise masks for various manufacturers and aircraft types to enhance your modeling projects.</p>
	<p>Salmon and Avocado Poke Bowl Recipe - Akari's Summer Donburi</p> <p>A step-by-step recipe for Akari's Summer Donburi, featuring a fresh Salmon and Avocado Poke Bowl. Includes ingredients and preparation instructions from MUSUBI KILN.</p>