

Manuals.plus /

› Linon /

› Linon Milano 30-Inch Bar Stool Instruction Manual

Linon 0211VBRN121-01-KD

Linon Milano 30-Inch Bar Stool Instruction Manual

Model: 0211VBRN121-01-KD | Brand: Linon

INTRODUCTION

Thank you for choosing the Linon Milano 30-Inch Bar Stool. This manual provides essential information for the safe assembly, operation, and maintenance of your new bar stool. Please read all instructions carefully before beginning assembly and retain this manual for future reference.

SAFETY INFORMATION

WARNING: This product is designed for seating one person at a time. Do not stand on the stool. Ensure all bolts and screws are securely tightened before use. Periodically check and re-tighten all fasteners to maintain stability. Maximum weight recommendation: 275 pounds (125 kg).



Figure 1: Maximum Weight Limit for the Bar Stool.

PARTS LIST

Before assembly, ensure all parts are present and undamaged. Refer to the assembly diagram for identification.

- Seat with backrest (1)
- Front legs (2)
- Side stretchers (2)
- Back stretchers (2)
- Hardware pack (screws, washers, Allen wrench)



Figure 2: Exploded view of bar stool components and dimensions.

ASSEMBLY INSTRUCTIONS

Assembly required. Instructions included in the packaging. Typically takes 15-20 minutes per stool. All pieces are labeled for easy identification.

1. Carefully unpack all components and hardware.
2. Attach the front legs to the seat frame using the provided screws and washers. Do not fully tighten yet.
3. Attach the side stretchers between the front and back legs.

4. Attach the back stretchers between the back legs.
5. Once all components are loosely assembled, place the stool on a flat surface and apply gentle pressure to ensure all parts are aligned.
6. Gradually tighten all screws with the Allen wrench until secure. Do not overtighten.

Your browser does not support the video tag.

Video 1: Assembly overview for the Linon Milano Bar Stool. This video demonstrates the quick and easy assembly process, highlighting the labeled parts and sturdy construction.




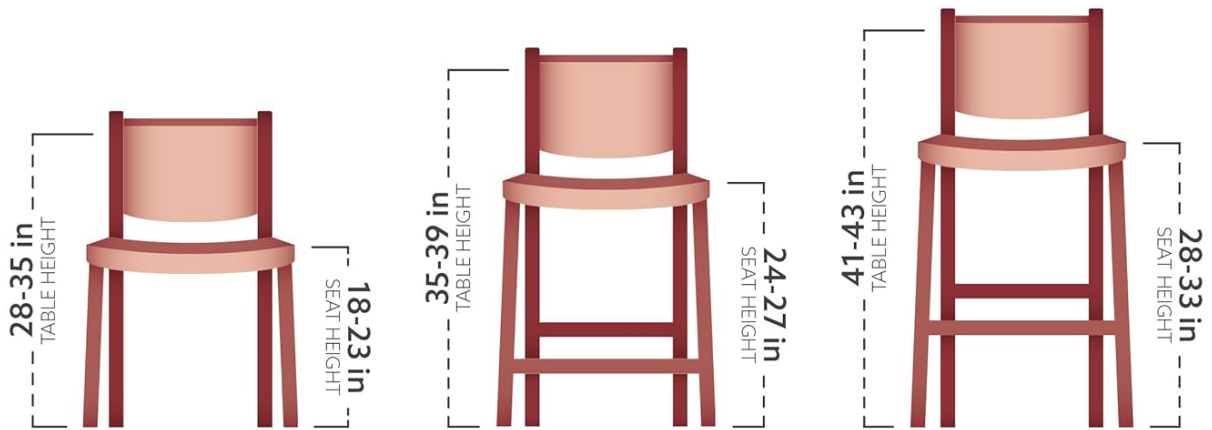
Figure 3: The bar stool features sturdy hardwood construction and is designed for easy assembly.

USAGE GUIDELINES

The Linon Milano Bar Stool is ideal for home bars or kitchen islands. Its 30-inch seat height is perfect for bar heights ranging from 41 to 43 inches. The padded seat and backrest provide comfort for extended periods.

HOW TO CHOOSE THE PERFECT

STOOL HEIGHT



DINING CHAIR

Dining chairs have a seat height of **18" to 23"** and are perfect for dining tables **28" to 35"** high.

COUNTER STOOL

Counter stools have a seat height of **24" to 27"** and are perfect for countertops and tables **35" to 39"** high.

BAR STOOL

Bar stools have a seat height of **28" to 33"** and are perfect for bars and tables **41" to 43"** high.

Figure 4: Guide to selecting the correct stool height for various table types.




Figure 5: Features of the bar stool, including its suitability for smaller spaces and ease of repositioning.

MAINTENANCE

To keep your Linon Milano Bar Stool in excellent condition, follow these simple maintenance guidelines:

- **Cleaning:** Wipe with a damp cloth for general cleaning. For spills on the faux leather upholstery, wipe clean with a damp cloth immediately. Avoid harsh chemicals.
- **Wood Care:** Wipe the wood frame with a dry cloth. The lacquer finish is easy to clean.
- **Inspection:** Periodically check all screws and bolts to ensure they are tight. Re-tighten as necessary to prevent wobbling and ensure safety.



Figure 6: Key features for durability and easy maintenance.



Figure 7: The faux leather upholstery is designed for easy cleaning.

TROUBLESHOOTING

- **Wobbling Stool:** If the stool wobbles after assembly, ensure all screws are evenly tightened. Loosen all screws slightly, sit on the stool to settle the legs, then re-tighten all screws firmly.
- **Loose Parts:** Periodically check and re-tighten all fasteners. If a part is missing or damaged, contact customer support.

SPECIFICATIONS

Model Number	0211VBRN121-01-KD
Brand	Linon
Product Dimensions (D x W x H)	19.25"D x 18"W x 45"H
Seat Height	30 inches (suitable for 41-43 inch bar heights)
Item Weight	17.6 Pounds (7.98 kg)
Maximum Weight Recommendation	275 Pounds (125 kg)
Frame Material	Solid Hardwood (Rubberwood)
Upholstery Material	Faux Leather
Color	Dark Walnut (frame), Brown (upholstery)
Assembly Required	Yes

WARRANTY INFORMATION

The Linon Milano Bar Stool comes with a **6-month limited warranty**. This warranty covers manufacturing defects under normal use. Please retain your proof of purchase for any warranty claims. For full details, refer to the warranty card included with your product or contact customer support.

CUSTOMER SUPPORT

If you have any questions, require assistance with assembly, or need to report a missing/damaged part, please contact Linon Home Decor customer service. Refer to the contact information provided in your product packaging or visit the official Linon Home Decor website.

Online Resources: [Linon Store on Amazon](#)

