

Mattel 15523-9993

Sapphire Splendor Barbie: The Jewel Essence Collection by Bob Mackie

Model: 15523-9993 | Brand: Mattel

INTRODUCTION

Welcome to the world of collectible Barbie dolls. This manual provides essential information for the care, display, and maintenance of your **Sapphire Splendor Barbie**, a distinguished piece from **The Jewel Essence Collection by Bob Mackie**. Designed for collectors, this doll embodies elegance and artistry, reflecting the unique vision of Bob Mackie.

ABOUT THE JEWEL ESSENCE COLLECTION

The Jewel Essence Collection is a series of Barbie dolls created by renowned designer Bob Mackie, celebrated for his glamorous and imaginative designs. Each doll in this collection is inspired by the beauty and brilliance of precious jewels. The Sapphire Splendor Barbie, with her rich blue velvet and satin gown adorned with clear blue crystal rhinestones, is a prime example of this exquisite series, capturing the cool elegance and depth of a sapphire.

SETUP AND UNBOXING

Upon receiving your Sapphire Splendor Barbie, carefully remove the doll from its packaging. This doll is designed for display and should be handled with care to preserve its intricate details and condition.

- **Unpacking:** Gently open the outer shipping box. Remove the doll's display box by lifting it out.
- **Inspection:** Before removing the doll from its inner packaging, inspect it for any visible damage or manufacturing defects.
- **Removal:** If you choose to remove the doll from its display box, do so carefully. Retain all packaging materials, as they may be valuable for future storage or resale.



Figure 1: The Sapphire Splendor Barbie doll in its original display packaging. The doll wears a striking blue gown with intricate silver and blue crystal detailing, complemented by a matching headress and earrings. Her dark hair is styled elegantly, and she stands against a shimmering blue background.

OPERATING AND POSING

The Sapphire Splendor Barbie is primarily a display item. While some articulation may be present, it is designed for gentle posing rather than active play. Excessive force can damage the doll's joints, clothing, or accessories.

- **Gentle Posing:** If posing the doll, move joints slowly and carefully. Avoid extreme angles or positions that put strain on the doll's limbs.
- **Clothing:** The doll's elaborate gown and accessories are delicate. Avoid pulling or stretching the fabric or embellishments.
- **Hair:** The doll's hair is styled. Avoid excessive brushing or restyling, as this may alter its original appearance.

MAINTENANCE AND CARE

Proper care ensures the longevity and pristine condition of your collectible doll.

- **Dusting:** Regularly dust the doll and its display case with a soft, dry cloth or a soft-bristled brush to prevent dust buildup.
- **Cleaning:** For spot cleaning, use a slightly damp cloth with plain water. Avoid harsh chemicals, solvents, or abrasive cleaners, as these can damage the doll's finish, paint, or fabric.
- **Hair Care:** If necessary, very gently smooth the doll's hair with a soft brush. Avoid wetting the hair or using styling products not specifically designed for collectible dolls.
- **Clothing:** The doll's clothing is not designed to be removed or washed. If soiled, attempt gentle spot cleaning only.

DISPLAY RECOMMENDATIONS

To maintain the doll's condition and appearance, consider the following display guidelines:

- **Light Exposure:** Avoid direct sunlight or strong artificial light, which can cause fading of the doll's clothing, hair, and facial paint over time.
- **Temperature and Humidity:** Display the doll in a stable environment, away from extreme temperature fluctuations or high humidity, which can degrade materials.
- **Dust Protection:** A display case is highly recommended to protect the doll from dust and environmental contaminants.
- **Doll Stand:** Utilize the included doll stand (if applicable) to ensure the doll is securely upright and to prevent damage from falling.

TROUBLESHOOTING

Should you encounter any issues with your Sapphire Splendor Barbie, please refer to the following:

- **Loose Accessories:** If small accessories become loose, carefully reattach them. For delicate items, a small amount of clear, non-acidic adhesive may be used if necessary, applied sparingly.
- **Joint Stiffness:** If joints are stiff, apply very gentle pressure. Do not force movement.
- **Discoloration/Damage:** For significant discoloration, damage, or concerns about the doll's integrity, please contact Mattel Customer Service.

SPECIFICATIONS

Feature	Detail
Product Dimensions	14.2 x 9 x 3.3 inches
Item Weight	1.05 pounds
ASIN	B00166F1P6
Item Model Number	15523-9993
Manufacturer Recommended Age	10 years and up

Manufacturer	Mattel
--------------	--------







WARRANTY AND SUPPORT

As a collectible item, the Sapphire Splendor Barbie is subject to specific terms. Please note the manufacturer's legal disclaimer: **No Refunds Please.** For any product inquiries or support, please contact Mattel Customer Service directly. Keep your purchase receipt and any product identification numbers for reference.

For further assistance, visit the official Mattel website or contact their customer support channels.



Related Documents - 15523-9993

	<p>WICKED Doll by Mattel - Product Information and Safety Guide</p> <p>Official product information and safety guide for the WICKED Doll by Mattel, including features, battery replacement instructions, and important safety warnings for children aged 4+.</p>
	<p>Hot Wheels Elite Series '90 Honda NSX Building Set</p> <p>Build and customize the iconic '90 Honda NSX with the Hot Wheels Elite Series. This detailed building set from Mattel pays homage to racing history and car culture, offering authentic display and personalization options.</p>
	<p>Wicked Toy JFM09 User Manual and Battery Information</p> <p>Official user manual and battery replacement guide for the Wicked JFM09 toy by Mattel. Includes instructions on operation, battery replacement, and safety information.</p>
	<p>Disney Pixar Cars Race Track Assembly and Play Instructions</p> <p>A comprehensive guide to assembling and playing with the Disney Pixar Cars race track set, featuring step-by-step instructions, assembly diagrams, and play modes.</p>
	<p>Disney Wizards of Waverly Place Spell Book Toy - Instructions and Battery Replacement</p> <p>Official instructions for the Disney Wizards of Waverly Place Spell Book toy by Mattel. Learn how to replace batteries, use the hidden key, and operate the Magical Wiz Tech glasses.</p>
	<p>Jurassic World Rebirth Dinosaur Toy: Instructions and Features</p> <p>Official instructions and features for the Jurassic World Rebirth dinosaur toy by Mattel. Learn how to play, replace batteries, and access the companion app.</p>