

## Tiara 2003 Catalog

# Tiara Yachts 2003 Catalog: Product Information Guide

Comprehensive guide to the 2003 Tiara Yachts full-color catalog.

## 1. INTRODUCTION TO THE 2003 TIARA YACHTS CATALOG

This document serves as an informational guide for the 2003 Tiara Yachts Full Color Catalog. The catalog provides a detailed visual and textual overview of the yacht models and available options from Tiara Yachts for the year 2003. It is designed as a reference tool for enthusiasts, prospective buyers, and owners interested in the brand's offerings during that period.

## 2. CATALOG CONTENT OVERVIEW

The 2003 Tiara Yachts Catalog is a comprehensive publication featuring high-quality, full-color imagery and descriptive text. It spans 59 pages and includes an additional insert detailing various options available for the yacht models. The content typically covers:

- **Yacht Models:** Detailed presentations of the different yacht models produced by Tiara Yachts in 2003, including exterior and interior views.
- **Design and Features:** Information on the design philosophy, construction techniques, and key features of each yacht.
- **Interior Layouts:** Illustrations and descriptions of various interior configurations and amenities.
- **Performance Specifications:** General information regarding engine options and performance capabilities.
- **Optional Equipment:** A dedicated insert detailing additional features and customization options available for purchase.



Figure 1: Representative image of the Tiara Yachts 2003 Catalog. This image serves as a visual reference for the catalog's appearance.

## 3. USING YOUR CATALOG

The 2003 Tiara Yachts Catalog is designed for easy navigation and reference. To effectively utilize its content:

- 1. **Browse Sequentially:** Start from the beginning to get a comprehensive overview of all models and features.
- 2. **Focus on Specific Models:** If interested in a particular yacht, locate its dedicated section for detailed information.
- 3. **Refer to the Options Insert:** Consult the separate insert for a complete list and descriptions of optional equipment.
- 4. **Cross-Reference:** Use the visual cues and text descriptions to cross-reference features and options across different models.

4. CARE AND STORAGE

To preserve the quality and longevity of your 2003 Tiara Yachts Catalog, follow these recommendations:

- **Store in a Dry Place:** Keep the catalog away from moisture and humidity to prevent warping or mold growth.
- **Avoid Direct Sunlight:** Prolonged exposure to direct sunlight can cause pages to fade and colors to degrade.
- **Handle with Clean Hands:** Oils and dirt from hands can stain pages over time.
- **Store Flat:** To prevent bending or creasing, store the catalog flat or upright on a bookshelf.

5. INFORMATION RETRIEVAL

While the catalog does not feature an index, finding specific information can be achieved by:

- **Visual Scan:** Quickly flip through pages, focusing on headings and large images to identify relevant sections.
- **Model-Specific Sections:** Most catalogs are organized by yacht model; identifying the model you are interested in will narrow your search.
- **Option Insert Review:** For details on optional features, directly consult the dedicated insert.

6. SPECIFICATIONS







Key physical and publication details for the 2003 Tiara Yachts Catalog:

Attribute	Detail
Publication Title	Tiara Yachts 2003 Full Color Catalog
Dimensions	12 inches X 12 inches (approximately 30.5 cm X 30.5 cm)
Page Count	59 pages
Included Inserts	Yes, includes an Option Insert
Publication Date	January 1, 2003
Item Weight	1 pound (approximately 0.45 kg)
ASIN	B0015TLMXE

7. ABOUT TIARA YACHTS

Tiara Yachts is a renowned manufacturer of luxury yachts, known for their craftsmanship, performance, and design. Founded in Holland, Michigan, Tiara Yachts has a long-standing reputation for producing high-quality vessels for discerning customers. This catalog reflects their product line and design philosophy from the year 2003. For more information about Tiara Yachts, please refer to official brand resources or their current website.

## Related Documents - 2003 Catalog

	<p><a href="#">Tiara EX54 2025: Yacht Specifications, Standards &amp; Options</a></p> <p>Explore the Tiara EX54 2025 model, featuring detailed specifications, standard equipment, and a comprehensive list of optional upgrades for this luxury yacht. Discover its advanced features, spacious interiors, and performance capabilities.</p>
	<p><a href="#">Bio-Rad Buffer Formulations for Electrophoresis and Sample Preparation</a></p> <p>A comprehensive guide to buffer formulations from Bio-Rad Laboratories, including SDS-PAGE, Native PAGE, Tricine, RIPA, PBS, and gel casting buffers with detailed recipes and catalog numbers.</p>
	<p><a href="#">Canon Speedlite 580EX II Service Manual - Technical Guide</a></p> <p>Comprehensive service manual for the Canon Speedlite 580EX II, detailing technical specifications, repair information, parts catalog, and circuit diagrams for professional photographers.</p>
	<p><a href="#">Honda ServiceExpress &amp; SIS User Guide: Accessing and Navigating Repair Information</a></p> <p>This guide details how to use Honda's ServiceExpress and Service Information System (SIS) for accessing electronic service publications, manuals, diagnostic tools, and parts catalogs for Honda and Acura vehicles. It covers searching, navigation, subscriptions, and support.</p>
	<p><a href="#">2003 NISSAN Sentra General Information and Service Manual Section GI</a></p> <p>Comprehensive guide to general information, precautions, and service procedures for the 2003 NISSAN Sentra, covering electrical diagnostics, troubleshooting, and vehicle identification. Essential for technicians and owners.</p>
	<p><a href="#">Mircom FX-2000 to FX-4000 Panel Upgrade Instructions &amp; Guide</a></p> <p>Comprehensive guide for upgrading Mircom FX-2000 series fire alarm panels to the FX-4000 system. Includes kit details, installation steps, and compatibility information.</p>

