

## TW Steel TW93

# TW Steel Watch User Manual

Model: TW93

## 1. INTRODUCTION

---

Thank you for choosing the TW Steel TW93 Watch. This manual provides essential information for the proper setup, operation, and maintenance of your new timepiece. Please read it thoroughly to ensure optimal performance and longevity of your watch.



Figure 1: Front view of the TW Steel TW93 Watch, showcasing its round black dial, rose gold-tone case, and black rubber strap. The dial features large numerals and chronograph subdials.

The TW Steel TW93 is a casual analog watch designed for men, featuring a robust rubber case and strap. It incorporates a chronograph movement with mineral crystal, offering minutes and seconds display functions.

## 2. SETUP AND INITIAL ADJUSTMENT

---

### 2.1 Unboxing

Carefully remove your watch from its packaging. Inspect the watch for any visible damage. Ensure all protective films are removed from the crystal and case back before use.

### 2.2 Setting the Time

1. Pull the crown (the knob on the side of the watch) out to the first or second click position (refer to specific movement instructions if provided with the watch, typically the second click for time setting).

2. Rotate the crown clockwise or counter-clockwise to set the hour and minute hands to the correct time.
3. Once the time is set, push the crown back into its original position to start the watch movement.

## 2.3 Adjusting the Strap

The rubber strap is designed for comfort and durability. Adjust the buckle to find a comfortable fit on your wrist. Ensure the watch is snug but not too tight, allowing for proper blood circulation.

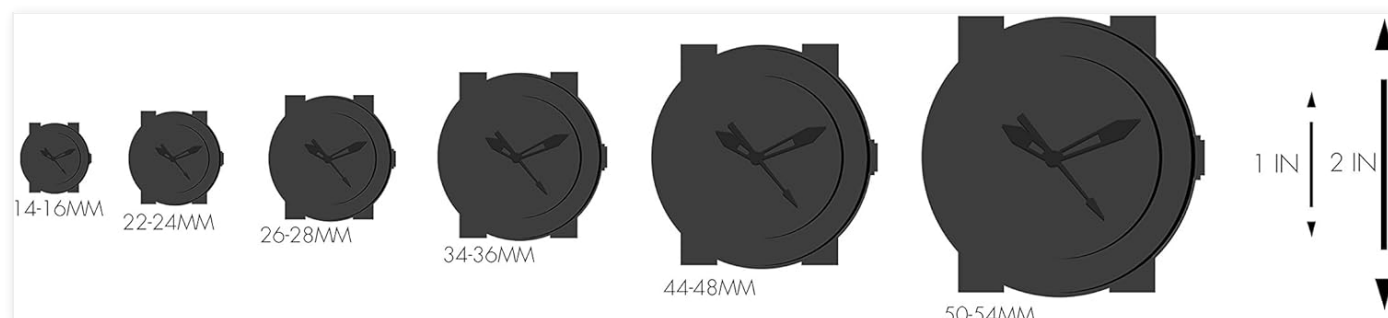


Figure 2: Watch size guide illustrating various watch diameters for reference, from 14-16mm up to 50-54mm, to help in understanding watch dimensions.

## 3. OPERATING YOUR WATCH

---

### 3.1 Basic Time Reading

Your TW Steel TW93 watch features an analog display with hour, minute, and second hands. Read the time by observing the position of these hands relative to the hour markers and numerals on the dial.

### 3.2 Chronograph Function

The TW93 is equipped with a chronograph, allowing you to measure elapsed time. It typically operates using two pushers located on either side of the crown.

- **Start/Stop:** Press the top pusher to start the chronograph. Press it again to stop.
- **Reset:** With the chronograph stopped, press the bottom pusher to reset all chronograph hands to their zero positions.
- The subdials on your watch display elapsed seconds, minutes, and potentially hours, depending on the specific chronograph movement.

### 3.3 Special Features

- **Mineral Crystal:** The watch face is protected by a durable mineral crystal, offering good scratch resistance for daily wear.
- **Minutes Display:** Dedicated subdial for tracking elapsed minutes during chronograph operation.
- **Seconds Display:** Dedicated subdial for tracking elapsed seconds during chronograph operation, or a continuous running seconds hand.

## 4. MAINTENANCE AND CARE

---

### 4.1 Cleaning Your Watch

To maintain the appearance of your watch, wipe the case and strap regularly with a soft, dry cloth. For stubborn dirt on the rubber strap, a slightly damp cloth with mild soap can be used, followed by thorough drying.

### 4.2 Water Resistance

While the TW93 is designed for daily wear, its specific water resistance rating should be checked on the watch case back or in the product specifications. Avoid exposing the watch to hot water, steam, or chemicals, as these can compromise seals. Do not operate the crown or pushers when the watch is wet.

### 4.3 Battery Replacement

Your quartz watch is powered by a battery. When the watch stops or the second hand begins to jump erratically (End-of-Life indicator), it's time for a battery replacement. It is highly recommended to have the battery replaced by a qualified watchmaker to ensure proper sealing and function.

### 4.4 Storage

When not wearing your watch, store it in a cool, dry place, away from direct sunlight, extreme temperatures, and strong magnetic fields. The original watch box is ideal for storage.

## 5. TROUBLESHOOTING

Problem	Possible Cause	Solution
Watch not running	Battery depleted; Crown not pushed in; Watch exposed to strong magnetic field.	Replace battery (professional service recommended); Push crown fully in; Demagnetize watch (professional service recommended).
Time is incorrect	Time not set correctly; Crown pulled out accidentally.	Reset the time as per Section 2.2; Ensure crown is fully pushed in.
Chronograph hands not resetting to zero	Chronograph not reset properly; Minor misalignment.	Ensure chronograph is stopped before pressing reset pusher; Consult a watchmaker for adjustment if persistent.

If the problem persists after attempting these solutions, please contact a qualified watch repair service or TW Steel customer support.

## 6. SPECIFICATIONS

Feature	Detail
Brand	TW Steel
Model Number	TW93
Watch Shape	Round
Targeted Group	Men
Display Type	Analog
Movement Type	Chronograph
Case Material	Rubber
Band Material	Rubber
Crystal Type	Mineral Crystal

Feature	Detail
Special Features	Minutes Display, Seconds Display
Package Dimensions	13.2 x 10 x 8.8 cm
Item Weight	99.79 g

## 7. WARRANTY AND SUPPORT

### 7.1 Warranty Information

Your TW Steel TW93 watch is covered by a manufacturer's warranty against defects in materials and workmanship. The duration and terms of the warranty may vary by region. Please refer to the warranty card included with your purchase or visit the official TW Steel website for detailed warranty information.





### 7.2 Customer Support

For technical assistance, service, or inquiries regarding your TW Steel watch, please contact TW Steel customer support. You can typically find contact details on the official TW Steel website: [www.twsteel.com](http://www.twsteel.com). When contacting support, please have your watch model number (TW93) and purchase details readily available.



© 2024 TW Steel. All rights reserved.

### Related Documents

	<a href="#">TW Steel 8040.B Ronda Movement Watch User Manual and Maintenance Guide</a> Comprehensive user manual for the TW Steel 8040.B watch, featuring the Ronda 8040.B movement. This guide provides detailed instructions on watch maintenance, setting the time and date, and operating the chronograph functions, including basic, accumulated, and interval timing, as well as adjusting the chronograph hands to their zero positions.
	<a href="#">TW Steel 5030.D Watch User Manual - Operation and Maintenance</a> Comprehensive user manual for the TW Steel 5030.D watch, detailing operation, maintenance, chronograph functions, and care instructions for the Ronda movement.
	<a href="#">TW Steel VK63 Chronograph Watch User Manual</a> User manual for the TW Steel VK63 chronograph watch, detailing maintenance, setting the time and date, and operating the chronograph functions. Features a Seiko VK63 movement.
	<a href="#">TW Steel VD57 Watch: User Manual and Maintenance Guide</a> Detailed user manual for TW Steel watches featuring the Seiko VD57 movement. Covers maintenance, crown operation, stopwatch functions, and setting time and date.