

Manuals+

[Q & A](#) | [Deep Search](#) | [Upload](#)

[manuals.plus](#) /

- › [Timex](#) /
- › [Timex T Series Chess T2 M709 User Manual](#)

Timex T2 M709

Timex T Series Chess T2 M709 User Manual

Model: T2 M709 | Brand: Timex

INTRODUCTION

This manual provides comprehensive instructions for the operation and maintenance of your Timex T Series Chess T2 M709 watch. This casual watch features a precise Quartz movement, a chronograph function, and the signature INDIGLO night-light. It is designed for everyday wear with a durable stainless steel case and a water resistance rating of 100 meters (330 feet).





Figure 1: Front view of the Timex T Series Chess T2 M709 watch. The watch features a silver-tone case, a white dial with black numbers and dot markers, and a vibrant red leather strap. Three sub-dials are visible for chronograph functions, along with a date display at the 4 o'clock position. The crown and two pushers are visible on the right side of the case.

SETUP

Setting Time and Date

1. **Pull the crown out:** Gently pull the crown (the knob on the side of the watch) out to the first click position. This will stop the second hand.
2. **Set the time:** Rotate the crown clockwise or counter-clockwise to move the hour and minute hands to the desired time. Ensure you set the correct AM/PM for the date change.
3. **Set the date:** Continue rotating the crown to advance the date. The date will change automatically as the hour hand passes midnight.
4. **Push the crown in:** Once the time and date are set, push the crown back into its normal operating position. The second hand will resume movement.

Chronograph Hand Reset

If the chronograph hands (sub-dials) do not reset to the zero position after use, they may need calibration. Refer to the "Troubleshooting" section for detailed instructions on resetting chronograph hands.

OPERATING INSTRUCTIONS

Using the Chronograph

The chronograph function allows you to measure elapsed time. Your Timex T Series Chess T2 M709 features three sub-dials:

- **60-Second Sub-dial:** Measures seconds of the chronograph.
- **30-Minute Sub-dial:** Measures minutes of the chronograph, up to 30 minutes.
- **1/20 Second Sub-dial:** Measures fractions of a second for precise timing.

To operate the chronograph:

1. **Start/Stop:** Press the top pusher (button above the crown) to start the chronograph. Press it again to stop the chronograph.
2. **Reset:** While the chronograph is stopped, press the bottom pusher (button below the crown) to reset all chronograph hands to their zero positions.

INDIGLO Night-Light

The INDIGLO night-light illuminates the entire watch dial for easy reading in low-light conditions.

- **Activation:** Press and hold the crown (in its normal operating position) to activate the INDIGLO night-light. Release the crown to turn it off.

Water Resistance

Your Timex T Series Chess T2 M709 watch is water resistant to 100 meters (330 feet). This means it is suitable for showering, swimming, and snorkeling. However, it is **not** suitable for scuba diving.

- **Important:** Do not operate the pushers or crown while the watch is wet or submerged in water.
- Avoid exposing the watch to hot water or steam, as this can compromise the water resistance seals.

MAINTENANCE

Cleaning Your Watch

To maintain the appearance of your watch, wipe the case and crystal with a soft, damp cloth. For the leather strap, avoid excessive moisture and harsh chemicals. Allow the strap to air dry if it becomes wet.

Battery Replacement

The watch is powered by a quartz battery. When the battery runs low, the watch may stop or the second hand may skip. It is recommended to have the battery replaced by a qualified watch technician to ensure proper sealing and water resistance integrity.

Strap Care

The red leather strap is a natural material and can be affected by moisture, sweat, and direct sunlight. To prolong its life, avoid prolonged exposure to water and extreme temperatures. Clean with a dry, soft cloth.

TROUBLESHOOTING

Watch Not Running

- **Check the crown:** Ensure the crown is fully pushed in. If it is pulled out, the watch will not run.
- **Battery:** The battery may be depleted. Refer to the "Battery Replacement" section under Maintenance.

Chronograph Hands Not Resetting to Zero

If the chronograph hands do not align to the 12 o'clock (zero) position when reset, they may need calibration:

1. **Pull the crown out:** Pull the crown out to the time-setting position.
2. **Adjust the 1/20 second hand:** Press the top pusher repeatedly until the 1/20 second hand (small sub-dial at 2 o'clock) points to the zero position.
3. **Adjust the 60-second hand:** Press the bottom pusher repeatedly until the 60-second hand (large sub-dial at 6 o'clock) points to the zero position.
4. **Adjust the 30-minute hand:** If the 30-minute hand (sub-dial at 10 o'clock) is also misaligned, continue pressing the top pusher after the 1/20 second hand is set. Each press will advance the 30-minute hand by one increment.
5. **Push the crown in:** Once all chronograph hands are aligned, push the crown back into its normal operating position.

INDIGLO Not Working

- **Battery:** A weak battery can affect the INDIGLO function. Consider battery replacement.
- **Crown position:** Ensure the crown is fully pushed in before attempting to activate INDIGLO.

SPECIFICATIONS

Feature	Detail
Model Number	T2 M709 (Manufacturer Reference: Timex Elevated T2M709)
Movement	Quartz
Water Resistance	100 meters (330 feet)
Functions	Time, Date, Chronograph (60-second, 30-minute, 1/20 second sub-dials), INDIGLO Night-Light
Case Material	Polished/Brushed Silver-tone Stainless Steel
Strap Material	Red Leather
Product Dimensions	4 x 10 x 6 cm
Item Weight	112 g
Manufacturer	Timex
ASIN	B0014E2SCO
Department	Women

WARRANTY INFORMATION

Your Timex T Series Chess T2 M709 watch is covered by a limited warranty against manufacturing defects. The typical warranty period for Timex watches is two years from the date of purchase. Please retain your proof of purchase for warranty claims. For specific terms and conditions, refer to the warranty card included with your watch or visit the official Timex website.

CUSTOMER SUPPORT





For further assistance, troubleshooting, or service inquiries regarding your Timex watch, please visit the official Timex website or contact their customer service department. You can often find FAQs, service centers, and contact details on their support pages.



Online Resources: [Timex Official Support Page](#)



© 2024 Timex. All rights reserved. This manual is for informational purposes only.

Related Documents - T2 M709

	<p>Руководство по эксплуатации часов Timex</p> <p>Подробное руководство по эксплуатации часов Timex, охватывающее настройку времени, использование хронографа, водонепроницаемость, регулировку браслета и функции подсветки INDIGLO® для различных механизмов Timex.</p>
	<p>TIMEX T123 Alarm Clock User Manual and Safety Guide</p> <p>Comprehensive guide for the TIMEX T123 Alarm Clock, covering setup, operation, safety, and warranty. Learn to set alarms, use snooze, and maintain your device.</p>
	<p>Timex Watch User Manual and International Warranty</p> <p>Comprehensive guide to Timex watches, including operating instructions, water resistance details, battery replacement, and international warranty information. Features INDIGLO night-light and strap adjustment for Timex Kids and Timex Jr. models.</p>
	<p>Timex W-209 Watch User Manual: Features, Operation, and Warranty</p> <p>Comprehensive guide to operating your Timex W-209 watch, covering time setting, chronograph, timer, alarms, occasions, INDIGLO night-light, water resistance, battery, and international warranty information.</p>

	<p>Acuerdo de Licencia de Usuario Final Timex Connected para Android</p> <p>Términos y condiciones del Acuerdo de Licencia de Usuario Final (ALUF) para la aplicación Timex Connected en dispositivos Android, proporcionado por Timex Group USA, Inc. Cubre uso, garantías, responsabilidades, privacidad y ley aplicable.</p>
	<p>Timex Kids Digital Watch User Guide</p> <p>Comprehensive user guide for the Timex Kids Digital Watch (W33 791095007), covering operations, features, water resistance, and maintenance in multiple languages.</p>