

Manuals+

[Q & A](#) | [Deep Search](#) | [Upload](#)

[manuals.plus](#) /

› [Kia](#) /

› [1997 Kia Sephia Owners Manual](#)

Kia Sephia

1997 Kia Sephia Owner's Manual

Your comprehensive guide to operating and maintaining your 1997 Kia Sephia.

INTRODUCTION

This owner's manual provides detailed information about the operation, maintenance, and care of your 1997 Kia Sephia. Familiarizing yourself with this manual will help ensure safe and efficient use of your vehicle, optimize its performance, and extend its lifespan. Please read all sections carefully before operating your vehicle.




Image: Front cover of the 1997 Kia Sephia Owner's Manual. The cover is dark blue with "1997 OWNER'S MANUAL" at the top, a stylized outline of a car, the red Kia logo, and "SEPHIA" in large white letters at the bottom. A small yellow sticky note is attached to the upper right corner.

SETUP AND INITIAL FAMILIARIZATION

Before driving your new Kia Sephia, it is important to familiarize yourself with its basic controls and features. This section covers initial setup procedures.

Key and Door Operation

- **Ignition Key:** Insert the key fully into the ignition switch. The ignition switch has several positions: LOCK, ACC, ON, and START.
- **Door Locks:** Use the key or the interior lock knob to lock and unlock doors. Ensure all doors are securely closed before driving.

Seat and Mirror Adjustment

- **Seat Adjustment:** Locate the levers or controls on the side or front of the seat to adjust its position (forward/backward, recline). Adjust for comfortable and safe pedal operation.
- **Mirror Adjustment:** Adjust the rearview mirror and side mirrors to provide clear visibility of the areas behind and to the sides of the vehicle.

OPERATING YOUR VEHICLE

This section details the procedures for starting, driving, and parking your 1997 Kia Sephia, along with explanations of various controls and indicators.

Starting the Engine

1. Ensure the parking brake is engaged.
2. For automatic transmission, ensure the shift lever is in "P" (Park) or "N" (Neutral). For manual transmission, depress the clutch pedal fully.
3. Insert the key into the ignition and turn it to the "START" position. Release the key once the engine starts.

Driving Controls

- **Steering Wheel:** Controls the direction of the vehicle.
- **Pedals:** Accelerator (right), Brake (middle), Clutch (left, manual transmission only).
- **Turn Signals:** Operated by a lever on the steering column.
- **Wipers and Washers:** Operated by a lever on the steering column.

Dashboard Indicators

Familiarize yourself with the warning lights and gauges on your dashboard, such as the check engine light, oil pressure warning light, battery charge warning light, and fuel gauge. Consult the manual for a complete list and their meanings.

MAINTENANCE SCHEDULE

Regular maintenance is crucial for the longevity and safe operation of your Kia Sephia. Adhere to the recommended service intervals.

Service Item	Interval (Miles/Months)
Engine Oil & Filter Change	3,000 miles / 3 months
Tire Rotation	6,000 miles / 6 months
Air Filter Inspection/Replacement	12,000 miles / 12 months
Spark Plug Replacement	30,000 miles / 30 months

Note: These are general guidelines. Refer to the full maintenance schedule in your manual for specific

details based on driving conditions.

TROUBLESHOOTING COMMON ISSUES

This section provides guidance on how to address minor issues you might encounter with your vehicle.

Engine Will Not Start

- **Check Battery:** Ensure battery terminals are clean and tight. If the battery is dead, jump-start the vehicle.
- **Fuel Level:** Verify there is sufficient fuel in the tank.
- **Ignition System:** Ensure the key is fully inserted and turned to the "START" position.

Warning Light Illuminated

If a warning light illuminates on your dashboard, consult the "Dashboard Indicators" section of this manual for its specific meaning and recommended action. Some lights may indicate a serious issue requiring immediate professional attention.

SPECIFICATIONS

Key technical specifications for this 1997 Kia Sephia Owner's Manual document:

Manual Dimensions: 5.5 x 8.25 x 0.5 inches

Manual Item Weight: 13 ounces

Language: English

Publisher: Kia

Publication Date: January 1, 1997

ASIN: B00122COG8

Note: For detailed vehicle specifications (engine type, fuel capacity, tire pressure, etc.), please refer to the specific sections within the full owner's manual.

WARRANTY AND SUPPORT

For information regarding your vehicle's warranty coverage, please refer to the warranty section within your physical owner's manual or contact an authorized Kia dealership. Support for your 1997 Kia Sephia is typically provided through authorized service centers.







For further assistance or to locate an authorized service center, please visit the official Kia website or contact Kia customer service.

Official Kia Website: www.kia.com

Customer Service: Refer to the contact information provided in your original purchase documents.

© 1997 Kia Corporation. All rights reserved.

This manual is intended for informational purposes only and does not supersede any local laws or regulations.

	<p>Kia Shuma / Kia Sephia / Kia Spectra 2001 Repair and Operation Manual</p> <p>A comprehensive repair and operation manual for Kia Shuma, Kia Sephia, and Kia Spectra models manufactured from 2001 onwards. Covers engine, transmission, chassis, electrical systems, and maintenance procedures. Includes technical specifications and troubleshooting guides.</p>
	<p>Kia Automatic Transmission Fluid Application Guide - Technical Service Bulletin</p> <p>This Kia Technical Service Bulletin provides guidance on the correct automatic transmission fluids (ATF) required for various Kia models, including application details and part numbers. It also includes important notices regarding fluid ordering and potential warranty implications of using incorrect fluids.</p>
	<p>Términos y Condiciones de Servicios de Mantenimiento Kia México</p> <p>Detalles sobre los intervalos, precios y condiciones de los servicios de mantenimiento para vehículos Kia en México, incluyendo aplicabilidad por modelo y notas importantes.</p>
	<p>Kia Sportage Owner's Manual: Features, Safety, and Operation Guide</p> <p>Comprehensive owner's manual for the Kia Sportage, covering vehicle features, safety guidelines, operation instructions, maintenance, and more. Essential guide for Kia Sportage owners.</p>
	<p>Kia Owner's Manual - Introduction and Safety Information</p> <p>This document provides an introduction to the Kia Owner's Manual, covering essential information on fuel requirements, vehicle modifications, break-in procedures, handling, safety warnings, and reporting safety defects. Essential reading for Kia vehicle owners.</p>
	<p>2013 Kia Optima Owner's Manual - Comprehensive Guide</p> <p>This official 2013 Kia Optima Owner's Manual provides essential information for operating, maintaining, and understanding your Kia vehicle. It covers safety features, driving tips, and system explanations.</p>