Saved from manuals.plus.
Open the live page for links to other documents and user manuals.

Lexus ES300

Guide to the 2000 Lexus ES300 Owner's Manual

Your essential resource for understanding and maintaining your vehicle.

Introduction to Your Owner's Manual

The 2000 Lexus ES300 Owner's Manual is the definitive guide provided by Lexus to help you understand the features, operation, and maintenance requirements of your vehicle. This manual contains critical information designed to ensure safe operation, optimal performance, and longevity of your Lexus ES300. It is recommended to keep this manual accessible in your vehicle for quick reference.

This guide will outline the typical contents and sections you can expect to find within your official 2000 Lexus ES300 Owner's Manual, helping you navigate its comprehensive information effectively.

Understanding Your Owner's Manual Package



Image: The primary owner's manual is often housed in a black leatherette case, featuring the Lexus logo embossed on the front. This case typically protects the main manual and any supplementary documents.

Your owner's manual may come as a set of documents, often including the main owner's manual, a warranty and maintenance guide, and other supplementary booklets. Each component serves a specific purpose in providing complete information about your vehicle.

Key Sections Within Your Lexus ES300 Owner's Manual

The manual is typically organized into logical sections to help you quickly find the information you need. While exact chapter titles may vary, the following topics are generally covered:

1. Setup and Getting Started

- **Initial Vehicle Familiarization:** Information on key functions, door locks, seat adjustments, and basic dashboard controls.
- **Safety Features:** Overview of airbags, seatbelts, and child restraint systems.
- **Instrument Panel:** Explanation of gauges, warning lights, and indicators.

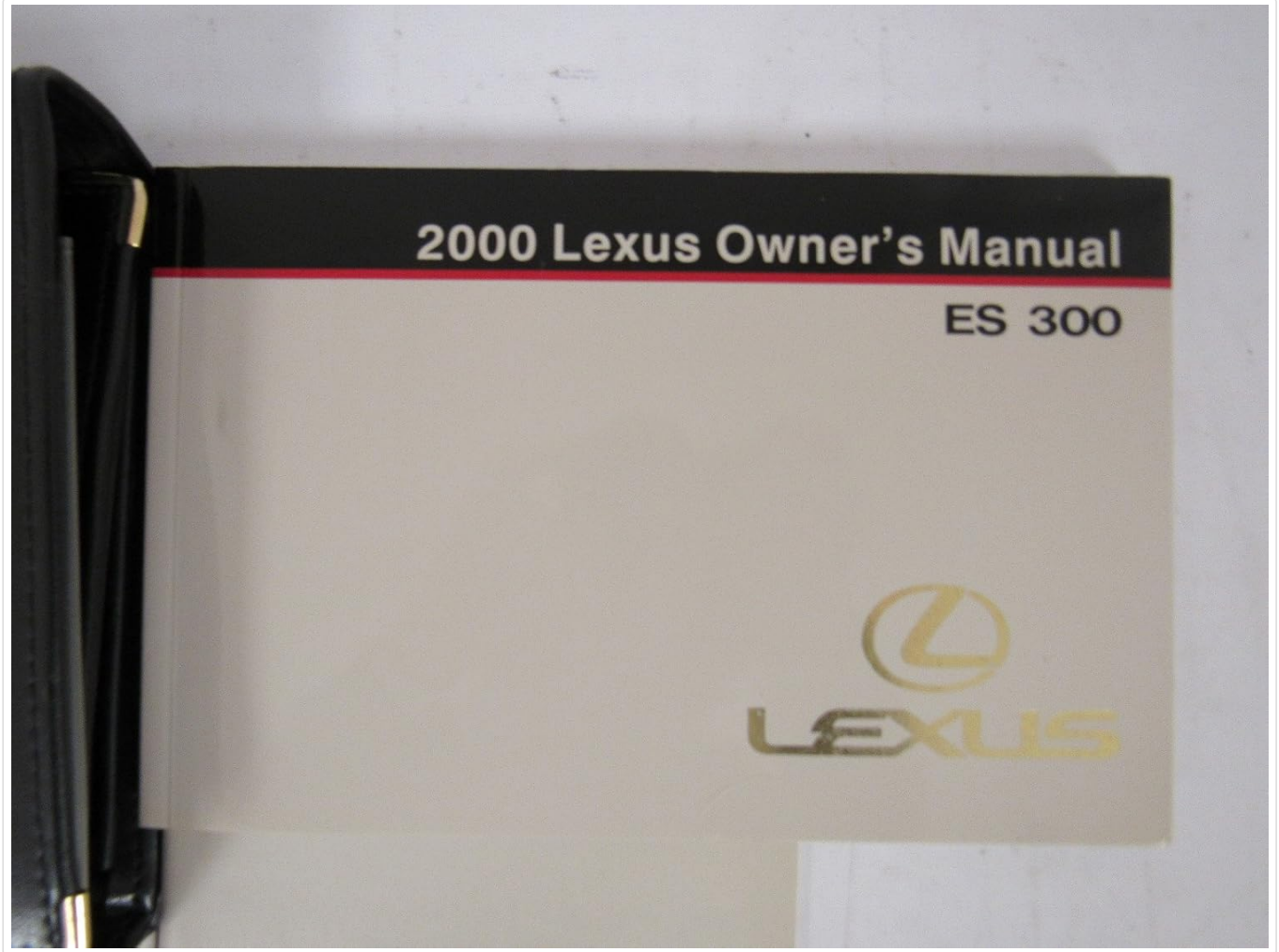

Image: The main owner's manual cover clearly indicates the vehicle model, in this case, the 2000 Lexus ES 300. This is the primary document for operational instructions.

2. Operating Your Lexus ES300

- **Driving Controls:** Detailed instructions on using the transmission, steering, brakes, and accelerator.
- **Comfort and Convenience:** Operation of climate control, audio system, power windows, and other interior features.
- **Lighting:** Headlights, taillights, fog lights, and interior lighting controls.

3. Maintenance Schedule and Procedures

- **Scheduled Maintenance:** Recommended service intervals for oil changes, tire rotations, and other routine checks.
- **Do-It-Yourself Maintenance:** Instructions for checking fluid levels (engine oil, coolant, brake fluid), tire pressure, and replacing wiper blades.
- **Vehicle Care:** Tips for cleaning the interior and exterior of your vehicle.

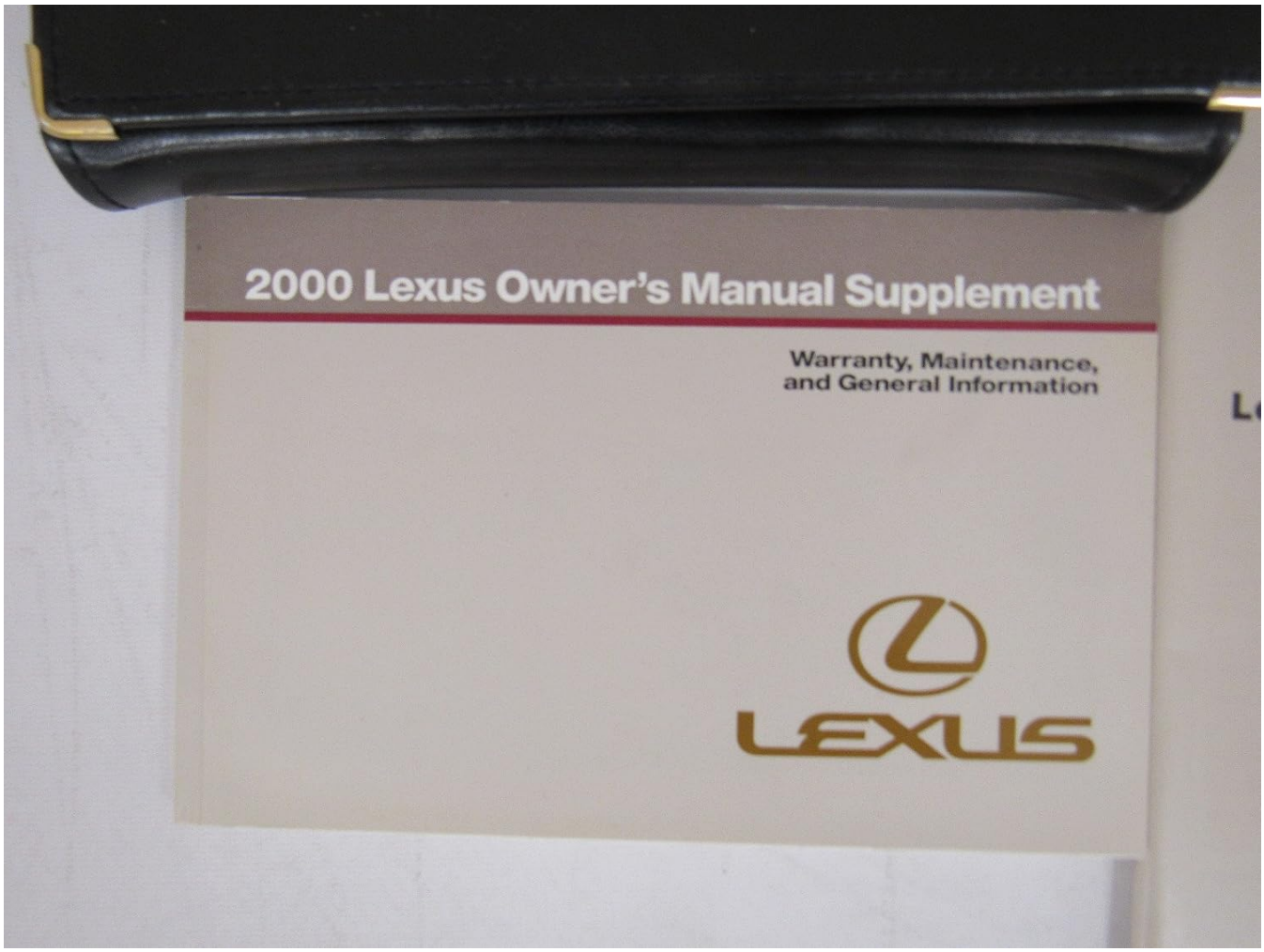

Image: A supplementary manual often covers specific details regarding warranty, maintenance schedules, and other general information not found in the main operating manual.

4. Troubleshooting Common Issues

- **Warning Lights:** Explanation of what each warning light signifies and recommended actions.
- **Minor Malfunctions:** Guidance on addressing common problems like a flat tire, dead battery, or blown fuse.
- **Emergency Procedures:** What to do in case of an accident or breakdown.

5. Vehicle Specifications

- **Dimensions and Capacities:** Information on vehicle dimensions, fuel tank capacity, and fluid capacities.
- **Engine and Performance:** Details about the engine type, horsepower, and torque.
- **Tire Information:** Recommended tire sizes and pressures.

6. Warranty and Support Information

- **Warranty Coverage:** Details on the vehicle's limited warranty, powertrain warranty, and other coverages.
- **Customer Assistance:** Contact information for Lexus customer service and roadside assistance.
- **Lemon Law Information:** Specific details regarding consumer protection laws, often provided in a separate supplement.

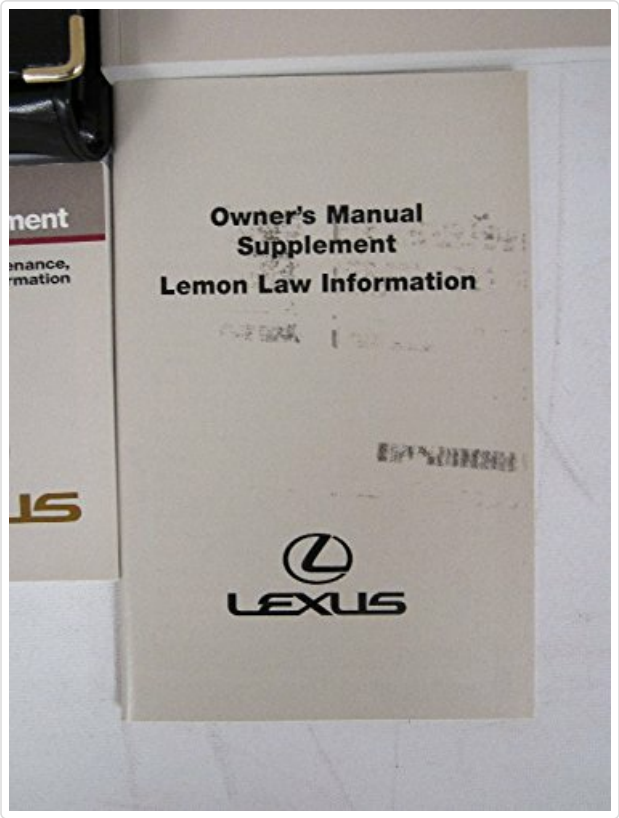

Image: A dedicated supplement may be included to provide information regarding Lemon Law regulations, which protect consumers from defective vehicles.

Using Your Manual Effectively

To get the most out of your 2000 Lexus ES300 Owner's Manual:

- **Read Through:** Familiarize yourself with the manual's layout and general content, even before you need specific information.
- **Refer When Needed:** Consult the manual whenever you encounter an unfamiliar feature, warning light, or need to perform maintenance.
- **Keep it Safe:** Store the manual in the glove compartment or another secure, easily accessible location within your vehicle.



Image: Some owner's manual packages include branded accessories, such as a Lexus pen, often secured within the manual's case for convenience.



Image: A complete view of the owner's manual package, showing the main manual, various supplements, and a branded pen neatly organized within the protective case.

Additional Resources

For further assistance or specific questions not fully covered in your manual, you may wish to consult:

- Your authorized Lexus dealership for service and expert advice.
- The official Lexus website for general information and support: www.lexus.com

Ask a question about this manual

Ask about setup, troubleshooting, compatibility, parts, safety, or missing instructions. Manuals+ will review the question and use this page's manual context to help answer it.

Name

Anonymous

Email

you@example.com

After a successful submission, we securely hash the supplied account or form email before sending it to Microsoft Advertising for conversion attribution. Privacy details.

Question

Example: How do I reset this device or fix this error?

Details

Model number, symptoms, what you tried, or the section of the manual you are using.

Submit question

Open the live page

https://manuals.plus/asin/B00121OIEK

More documents and user manuals: **https://manuals.plus/**