Saved from manuals.plus.
Open the live page for links to other documents and user manuals.

Lexus ES330

2004 Lexus ES330 Owner's Manual: Comprehensive Guide

Your essential reference for the 2004 Lexus ES330 vehicle.

Introduction to Your Owner's Manual Set

This document serves as a guide to the official 2004 Lexus ES330 Owner's Manual set. The complete set provides detailed information necessary for the safe and efficient operation, maintenance, and care of your vehicle. Familiarizing yourself with its contents will help you understand your vehicle's features and ensure its longevity.



Image 1: The complete 2004 Lexus ES330 Owner's Manual set, neatly organized within its original black leatherette case, featuring the

Lexus logo.

Understanding the Manual Components

The 2004 Lexus ES330 Owner's Manual is typically provided as a collection of documents, each serving a specific purpose. These components are designed to give you comprehensive information about your vehicle.

Main Owner's Manual

This is the primary document containing detailed instructions on vehicle operation, safety features, controls, and basic troubleshooting.



Image 2: The cover of the main 2004 Lexus Owner's Manual, clearly indicating it is for the ES 330 model.

Owner's Manual Supplement (Lemon Law Information)

This supplement provides important legal information regarding consumer rights, specifically related to "Lemon Laws" in certain jurisdictions. It outlines procedures and conditions under which a vehicle may be deemed defective.



Image 3: A specific supplement titled "Owner's Manual Supplement" focusing on Lemon Law Information, an important legal document for vehicle owners.

Owner's Manual Supplement (Amenities, Warranty, Maintenance)

Another supplement details specific owner amenities, warranty coverage information, and additional maintenance schedules or tips not extensively covered in the main manual.

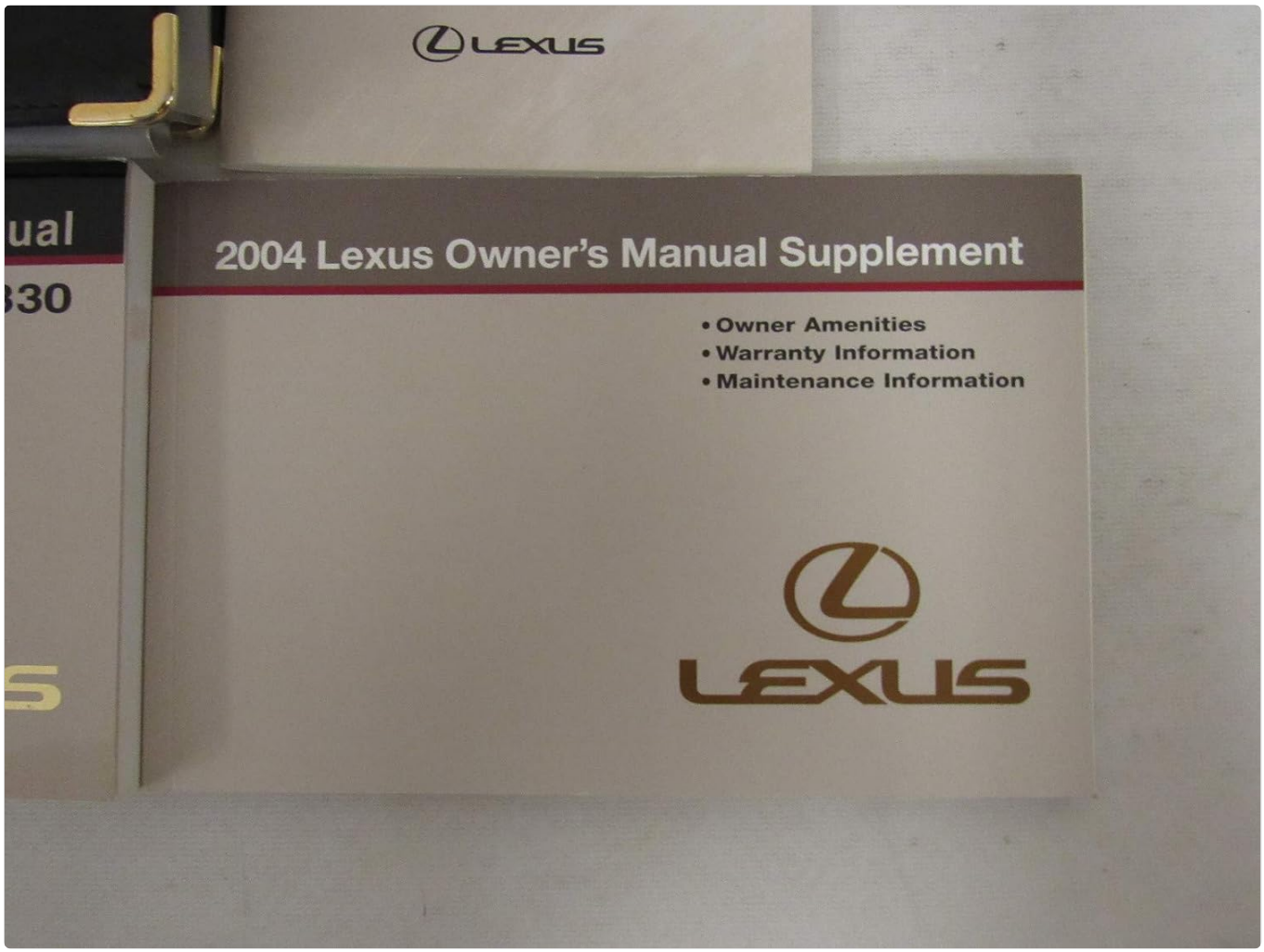

Image 4: This supplement covers Owner Amenities, Warranty Information, and Maintenance Information, providing crucial details beyond basic operation.

Warranty Supplement and Roadside Assistance Guide

This guide specifically outlines the terms and conditions of your vehicle's warranty and provides contact information and procedures for accessing Lexus Roadside Assistance services.



Image 5: A dedicated guide for warranty details and roadside assistance, featuring an image of people interacting with a vehicle.

Maintenance Guide

A separate guide dedicated to the recommended maintenance schedule, service intervals, and specific procedures to keep your Lexus ES330 in optimal condition.



Image 6: The Maintenance Guide cover, featuring a scenic waterfall and a Lexus vehicle, emphasizing the importance of regular care.

Navigating Your Owner's Manual (Operating)

To effectively use your owner's manual, consider the following:

- **Familiarize Yourself:** Briefly skim through all the documents to understand what information is available in each.
- **Use the Index:** Most sections and the main manual will have an index at the back. This is the quickest way to find specific topics like "tire pressure," "oil change," or "dashboard warning lights."
- **Safety First:** Always refer to the safety warnings and instructions before operating any new feature or performing maintenance.
- **Keep it Accessible:** Store the manual set in your vehicle's glove compartment or another easily accessible location.

Key Information Sections

Vehicle Operation

This section, typically found in the main owner's manual, covers how to operate various vehicle systems, including the ignition, transmission, lighting, climate control, audio system, and other interior features. It also details the function of dashboard indicators and warning lights.

Maintenance

Refer to the dedicated Maintenance Guide and relevant supplements for detailed schedules and procedures. This

includes information on oil changes, tire rotation, fluid checks, filter replacements, and other routine service items. Proper maintenance is crucial for vehicle performance and warranty validity.

Troubleshooting

The main owner's manual often includes a section on common issues and their potential solutions. This can help you diagnose minor problems, understand warning lights, and determine when professional service is required. Examples include what to do if a tire goes flat, the engine overheats, or a fuse blows.

Specifications

Detailed technical specifications for your 2004 Lexus ES330 can be found in the main manual. This includes engine type, fluid capacities, tire sizes and pressures, dimensions, weight, and electrical system details. This information is vital for purchasing correct replacement parts or understanding vehicle limits.

Warranty and Support

For comprehensive details on your vehicle's warranty coverage, including terms, conditions, and duration, consult the **Warranty Supplement**. This document also provides information on how to contact Lexus for roadside assistance or customer support. It is important to understand your warranty to ensure proper coverage for any potential repairs.
For general inquiries or to locate an authorized Lexus service center, refer to the contact information provided within the manual set or visit the official Lexus website for your region.

Important Safety Information

Always prioritize safety. The owner's manual contains critical safety warnings and instructions regarding airbags, seatbelts, child restraints, and safe driving practices. Read these sections carefully to ensure the safety of yourself and your passengers.

This guide is intended to help you navigate your 2004 Lexus ES330 Owner's Manual set. Always refer to the original manufacturer's documents for the most accurate and up-to-date information.

Ask a question about this manual

Ask about setup, troubleshooting, compatibility, parts, safety, or missing instructions. Manuals+ will review the question and use this page's manual context to help answer it.

Name

Anonymous

Email

you@example.com

After a successful submission, we securely hash the supplied account or form email before sending it to Microsoft Advertising for conversion attribution. Privacy details.

Question

Example: How do I reset this device or fix this error?

Details

Model number, symptoms, what you tried, or the section of the manual you are using.

Submit question

Open the live page

https://manuals.plus/asin/B00121FQAU

More documents and user manuals: **https://manuals.plus/**