

manuals.plus /

- › [beyerdynamic](#) /
- › [beyerdynamic DT 990 Pro 250 ohm Over-Ear Studio Headphones User Manual](#)

beyerdynamic DT 990 PRO

beyerdynamic DT 990 PRO Over-Ear Studio Headphones

User Instruction Manual

1. INTRODUCTION

The beyerdynamic DT 990 PRO are open-back, dynamic studio headphones designed for professional mixing, mastering, and editing applications. Known for their transparent, spacious sound, strong bass, and precise treble, these headphones offer exceptional audio reproduction and comfort for extended listening sessions.



Figure 1: Front view of the beyerdynamic DT 990 PRO 250 ohm headphones.

2. SCOPE OF DELIVERY

Your beyerdynamic DT 990 PRO headphones package includes the following items:

- DT 990 PRO Headphones (250 Ohm version)
- 1/8" (3.5mm) to 1/4" (6.35mm) Jack Adapter
- Carrying Bag

CIRCUMAURAL HEADPHONES

for professional mixing,
critical listening and editing



Figure 2: Included items: DT 990 PRO headphones, 6.35mm jack adapter, and drawstring bag.

3. SETUP

3.1 Connecting Your Headphones

The DT 990 PRO headphones feature a fixed single-sided coiled cable terminating in a 3.5mm (1/8") stereo jack. For compatibility with professional audio equipment, a 6.35mm (1/4") screw-on adapter is included.

1. Identify the audio output port on your device (e.g., audio interface, mixing console, amplifier, computer).
2. If your device has a 3.5mm jack, plug the headphone cable directly into the port.
3. If your device has a 6.35mm jack, screw the provided 1/4" adapter onto the 3.5mm plug of the headphone cable, then insert it into the device's audio output.

Important Note: The DT 990 PRO 250 ohm version has a high impedance. For optimal performance and volume, it is highly recommended to use these headphones with a dedicated headphone amplifier or an audio interface/mixing console with a

powerful headphone output. Connecting directly to low-power devices like some smartphones or laptop headphone jacks may result in lower volume and reduced audio quality.

4. OPERATING INSTRUCTIONS

4.1 Wearing the Headphones

The DT 990 PRO headphones are designed for over-ear wear, with circumaural ear pads that fully enclose the ears. This design, combined with the soft velour ear pads and extra-lightweight construction, ensures high wearing comfort even during long studio sessions.

- Adjust the headband to ensure a secure yet comfortable fit on your head. The flexible band design adapts to various head sizes.
- Ensure the ear pads sit evenly around your ears to maximize sound isolation and comfort.



Figure 3: The DT 990 PRO headphones are designed for high comfort during extended use.

4.2 Open-Back Design Characteristics

The DT 990 PRO features an open-back design, which contributes to its characteristic spacious and transparent sound. This design allows for a more natural soundstage, making them ideal for critical listening and precise audio placement in a mix.

- **Spatial Definition:** The open design provides outstanding spatial definition and detailed depth gradation, allowing you to accurately perceive the position of instruments and vocals in a stereo field.
- **Sound Leakage:** Due to their open nature, these headphones will allow sound to leak out and ambient noise to enter. They are best used in quiet studio environments where sound isolation is not the primary concern.



Figure 4: The open-back design provides a spacious soundstage.

5. MAINTENANCE

To ensure the longevity and optimal performance of your beyerdynamic DT 990 PRO headphones, follow these maintenance guidelines:

- **Cleaning:** Regularly wipe the headphones with a soft, dry cloth. The velour ear pads can be removed and gently

hand-washed with mild soap and water if necessary. Ensure they are completely dry before reattaching.

- **Storage:** Store your headphones in the included carrying bag or a clean, dry place away from extreme temperatures, humidity, and direct sunlight.
- **Cable Care:** Avoid sharp bends or excessive pulling on the cable to prevent internal damage.
- **Replaceable Components:** The DT 990 PRO is designed with durable, robust workmanship, and many components, including ear pads and headbands, are replaceable. Contact beyerdynamic support for replacement parts.



Figure 5: Components are replaceable, highlighting the durable design and German manufacturing.

6. TROUBLESHOOTING

If you encounter issues with your DT 990 PRO headphones, refer to the following common problems and solutions:

Problem	Possible Cause	Solution
No sound or very low volume	Incorrect connection; Low-power source; Device volume too low; Cable damage	Ensure cable is fully inserted. Use the correct adapter. Increase device volume. Consider using a headphone amplifier for 250 ohm models. Test with another audio source.
Distorted or poor sound quality	Improper impedance matching; Damaged cable/driver; Source audio quality	Ensure your audio source/amplifier can drive 250 ohm headphones. Check cable for damage. Try different audio files/sources.
Headphones uncomfortable	Improper fit; Worn ear pads	Adjust headband for proper fit. Consider replacing ear pads if they are worn or flattened.

If the issue persists after trying these solutions, please contact beyerdynamic customer support for further assistance.

7. SPECIFICATIONS

Key technical specifications for the beyerdynamic DT 990 PRO 250 ohm headphones:

Feature	Specification
Model Name	DT 990 PRO
Impedance	250 Ohm
Frequency Response	5 Hz to 35,000 Hz

Feature	Specification
Sensitivity	96 dB
Ear Placement	Over Ear
Earpiece Shape	Circumaural
Connectivity Technology	Wired (Single-sided coiled cable)
Headphones Jack	3.5 mm Jack (with 1/4" adapter)
Material	Plastic, Velour (ear pads)
Item Weight	8.8 ounces (0.55 Pounds)
Product Dimensions	8.7 x 4.7 x 9.1 inches
Recommended Uses	Audio Monitoring, Recording, Gaming, Disc Jockey Use
Included Components	Headphones; 1/8"/1/4" adapter; carrying bag











8. WARRANTY AND SUPPORT

beyerdynamic products are manufactured to high quality standards and come with a manufacturer's warranty. For specific warranty terms and conditions, please refer to the warranty card included with your product or visit the official beyerdynamic website.

For technical support, replacement parts, or any inquiries regarding your DT 990 PRO headphones, please contact beyerdynamic customer service. You can find contact information on the official beyerdynamic website or through your local distributor.

Online Resources:

- Official beyerdynamic Website: www.beyerdynamic.com
- User Guide (PDF): [Download User Guide](#)
- User Manual (PDF): [Download User Manual](#)

 DT 990 PRO <small>STUDIO HEADPHONES</small> <small>FOR PROFESSIONAL AUDIO ENGINEERS, RECORDING ENGINEERS, BROADCASTERS, MUSIC PRODUCERS, AND MUSICIANS</small> 	Beyerdynamic DT 990 PRO Studio Headphones User Manual and Technical Specifications Comprehensive user manual and technical specifications for the Beyerdynamic DT 990 PRO open dynamic studio headphones. Learn about features, applications, safety, maintenance, and detailed specs.
 DT 990 PRO X <small>STUDIO HEADPHONES</small> <small>FOR PROFESSIONAL AUDIO ENGINEERS, RECORDING ENGINEERS, BROADCASTERS, MUSIC PRODUCERS, AND MUSICIANS</small> 	Beyerdynamic DT 990 PRO X Studio Headphones User Manual This manual provides instructions for the Beyerdynamic DT 990 PRO X studio headphones, covering safety, usage, maintenance, cable connection, ear pad replacement, headband pad replacement, version information, supplied accessories, replacement parts, service, disposal, technical specifications, and warranty.
	Beyerdynamic DT 1990 PRO MKII Premium Studio Headphones Quick Start Guide Official quick start guide for the Beyerdynamic DT 1990 PRO MKII open studio headphones. Learn about features, setup, accessories, maintenance, and technical specifications for professional audio mixing and mastering.
	Beyerdynamic DT 990 PRO X Studio Headphones User Manual Comprehensive user manual for the Beyerdynamic DT 990 PRO X open-back studio headphones, covering safety, application, maintenance, cable and pad replacement, technical specifications, and warranty information.
 DT 990 PRO X <small>STUDIO HEADPHONES</small> <small>FOR PROFESSIONAL AUDIO ENGINEERS, RECORDING ENGINEERS, BROADCASTERS, MUSIC PRODUCERS, AND MUSICIANS</small> 	Beyerdynamic DT 990 PRO X Studio Headphones User Manual Comprehensive user manual for the Beyerdynamic DT 990 PRO X open-back studio headphones, covering safety instructions, application, maintenance, cable connection, pad replacement, version, accessories, replacement parts, service, disposal, technical specifications, and warranty.
 DT 270 PRO <small>STUDIO HEADPHONES</small> <small>FOR PROFESSIONAL AUDIO ENGINEERS, RECORDING ENGINEERS, BROADCASTERS, MUSIC PRODUCERS, AND MUSICIANS</small> 	Beyerdynamic DT 270 PRO Studio Headphones User Manual User manual for the Beyerdynamic DT 270 PRO studio headphones. Covers safety, application, maintenance, cable connections (audio and USB-C), ear pad replacement, technical specifications, and warranty information for professional audio use.