

Manuals+

[Q & A](#) | [Deep Search](#) | [Upload](#)

[manuals.plus](#) /

› [datavideo](#) /

› [Datavideo ITC-100 Intercom System User Manual](#)

datavideo ITC-100

Datavideo ITC-100 Intercom System User Manual

Model: ITC-100

1. INTRODUCTION

The Datavideo ITC-100 is a professional 8-user wired intercom system designed for clear and reliable communication in live production environments. This rack-mountable base station facilitates seamless communication between a director and up to eight camera operators or crew members. It is compatible with Datavideo SE-500 or SE-800 Digital Video Switchers and supports a wide range of headsets, from standard cell phone headsets to high-quality professional units, offering flexibility and robust performance for various production needs.




Image 1.1: The Datavideo ITC-100 Intercom System, showing the rack-mountable base station, gooseneck microphone, LED light, and a wired belt pack.

2. PACKAGE CONTENTS

Please verify that all items listed below are included in your package:

- ITC-100 Base Station (Main Unit)
- Gooseneck Microphone for Base Station

- LED Gooseneck Light for Base Station
- Remote Control (if included with your specific kit)

Note: Beltpacks, headsets, and 5-Pin XLR cables are typically sold separately or as part of a complete kit. Refer to your purchase invoice for exact inclusions.

3. SYSTEM OVERVIEW

3.1. ITC-100 Base Station

The ITC-100 base station is a 1U rack-mountable unit that serves as the central hub for your intercom system. Its front panel provides access to all essential controls and connections.

- **Power Switch:** Turns the unit on or off.
- **Gooseneck Mic Input:** For connecting the included microphone.
- **Headphone Jacks:** Standard 1/4-inch (6.35mm) jacks for monitoring audio.
- **Built-in Speaker:** Provides audible monitoring of intercom audio.
- **Channel Volume Controls:** Individual rotary knobs to adjust the listening volume for each of the 8 connected users.
- **ALL CALL Button:** Activates a broadcast to all connected users.
- **MUTE Button:** Mutes the base station's microphone output.
- **Tally Light Output:** Connects to beltpacks for visual cues (e.g., indicating which camera is live).

3.2. Beltpack (User Unit)

Each beltpack is a portable unit designed for individual users to communicate with the base station and other users.

- **5-Pin XLR Connector:** For connecting to the base station via a wired cable.
- **Headset Jack:** For connecting a compatible headset.
- **Push-To-Talk (PTT) Button:** Activates the microphone for speaking.
- **Volume Control:** Adjusts the listening volume for the user.
- **Tally Light Indicator:** Provides visual cues from the base station.

4. SETUP AND INSTALLATION

4.1. Rack Mounting

1. Secure the ITC-100 base station into a standard 19-inch equipment rack using appropriate rack screws.
2. Ensure there is adequate ventilation around the unit to prevent overheating.

4.2. Connecting Beltpacks

1. Connect each beltpack to the corresponding 5-Pin XLR port on the rear panel of the base station.
2. Use high-quality 5-Pin XLR cables. The system supports cable lengths of up to 300 meters (approximately 984 feet).

4.3. Connecting Headsets

1. For each beltpack user, plug their chosen headset into the headset jack on the beltpack.
2. For the base station operator (director), plug the included gooseneck microphone into its dedicated input on the front panel.
3. If the base station operator wishes to use a headset, plug it into one of the headphone jacks on the front

panel.

4.4. Power Connection

1. Connect the provided power adapter to the power input on the rear panel of the ITC-100 base station.
2. Plug the power adapter into a suitable electrical outlet.

4.5. Connecting to Video Switcher (Optional)

If integrating with a Datavideo SE-500 or SE-800 Digital Video Switcher, refer to the switcher's instruction manual for specific intercom integration details. This typically involves connecting dedicated intercom ports or audio input/output connections between the ITC-100 and the switcher.

5. OPERATING INSTRUCTIONS

5.1. Powering On/Off

1. To power on the system, press the **POWER** button on the front panel of the base station. The power indicator light will illuminate.
2. To power off, press the **POWER** button again.

5.2. Using Beltpacks

- **Speaking:** To speak to other users, press and hold the **Push-To-Talk (PTT)** button on your beltpack. Release the button to listen.
- **Volume Adjustment:** Adjust your listening volume using the rotary volume knob on the beltpack.
- **Tally Light:** Observe the tally light indicator on the beltpack for visual cues from the base station (e.g., red for 'on-air').

5.3. Base Station Controls

- **Channel Volume Controls:** Use the individual rotary knobs on the front panel to adjust the listening volume for each connected beltpack user.
- **ALL CALL Button:** Press this button to broadcast a message to all connected users simultaneously. This overrides individual channel settings and ensures all users hear the message.
- **MUTE Button:** Press this button to temporarily mute the base station's microphone output. This is useful if the operator needs to speak privately or prevent unwanted audio from being transmitted.
- **Built-in Speaker:** The integrated speaker provides monitoring of the intercom audio. Its volume can typically be adjusted via a dedicated knob or system settings.

6. MAINTENANCE

Proper maintenance ensures the longevity and reliable performance of your Datavideo ITC-100 system.

- **Cleaning:** Keep the unit clean and free from dust. Use a soft, dry cloth for cleaning. Avoid liquid cleaners directly on the unit.
- **Environmental Conditions:** Avoid exposing the unit to moisture, extreme temperatures, or direct sunlight.
- **Cable Inspection:** Regularly inspect all 5-Pin XLR cables and headset cables for any signs of damage, fraying, or loose connections. Replace damaged cables promptly to ensure consistent communication.
- **Storage:** When not in use, store the system in a cool, dry place, ideally in its original packaging or a protective case.

7. TROUBLESHOOTING

If you encounter issues with your ITC-100 system, refer to the following common troubleshooting steps:

- **No Audio from a Beltpack:**

- Verify the 5-Pin XLR cable connection between the beltpack and the base station is secure.
- Ensure the headset is properly plugged into the beltpack's headset jack.
- Check the beltpack's volume control and ensure it is not set to minimum.
- Verify the corresponding channel volume knob on the base station is not set to minimum.

- **No Audio from Base Station Speaker/Headphones:**

- Check the base station's master volume or speaker/headphone volume control.
- Ensure the **MUTE** button on the base station is not active.
- Verify the gooseneck microphone is properly connected and its volume is up.

- **Intermittent Communication or Static:**

- Inspect all 5-Pin XLR cables for damage, kinks, or loose connections. Replace any faulty cables.
- Ensure cable lengths do not exceed the maximum recommended 300 meters.
- Check headset connections for looseness.

- **Distorted Audio:**

- Check volume levels on both the beltpack and base station to avoid overdriving the audio signal.
- Ensure headset and microphone connections are secure and free from debris.

8. SPECIFICATIONS

Feature	Specification
Brand	Datavideo
Model	ITC-100
Item Model Number	2205-2000
Number of Channels	8
Connectivity	Wired (5-Pin XLR)
Maximum Cable Length	300 meters (approx. 984 feet)
Headset Compatibility	Low-cost cell phone headsets to professional units
Base Station Features	All Call, Mute, Mic Input, Built-in Speaker, Headphone Jacks
Rack Mountable	Yes (1U)
Product Dimensions	19 x 7.87 x 1.75 inches (48.26 x 19.99 x 4.45 cm)
Item Weight	23.1 pounds (10.5 kg)
Voltage	12 Volts





Feature	Specification
Frequency Range	550-3.6 kHz
Special Features	Dust Proof, Long Range, Rackmountable, Waterproof



9. WARRANTY AND SUPPORT

For detailed warranty information, terms, and conditions, please refer to the warranty card or documentation included with your Datavideo ITC-100 purchase. Keep your proof of purchase, such as your receipt or invoice, as it will be required for any warranty claims.


For technical support, service, or further assistance, please visit the official Datavideo website or contact their customer support department. Contact information can typically be found on the Datavideo website or in your product documentation.

Related Documents - ITC-100

	<p>Datavideo MS-3200 HD 12-Channel Mobile Video Studio Instruction Manual</p> <p>Comprehensive instruction manual for the Datavideo MS-3200 HD/SD mobile video studio. This portable production unit integrates an SE-3200 switcher, TLM-170VM monitor, NVS-35 streaming server, HDR-90 recorder, ITC-300 talkback system, and PD-2A power distribution. Learn about features, installation, operation, and support.</p>
	<p>Datavideo Product Guide 2016: Professional Video Equipment</p> <p>Explore the comprehensive Datavideo Product Guide 2016, featuring a wide range of professional video switchers, cameras, recorders, streaming solutions, and more. Discover innovative broadcast equipment for your production needs.</p>
	<p>Datavideo Product Guide 2017-2018: Professional Video Production Equipment</p> <p>Explore the comprehensive Datavideo Product Guide for 2017-2018, featuring a wide range of professional video switchers, cameras, recorders, streaming solutions, and studio equipment designed for broadcast and live production.</p>
	<p>Datavideo CB-22H, CB-23H, CB-24 All-in-One Cable Instruction Manual</p> <p>Comprehensive instruction manual for Datavideo's CB-22H (30M), CB-23H (50M), and CB-24 (100M) all-in-one broadcast cables, covering specifications, setup, warranty, and support.</p>

	<p>Datavideo HS-2200 HD/SD 6-Channel Mobile Production Switcher Operation Manual</p> <p>This manual provides comprehensive instructions for operating the Datavideo HS-2200, a portable 6-channel HD/SD mobile production switcher. Learn about its features, connections, control panel, and applications.</p>
	<p>Datavideo WR-500 Bluetooth Teleprompter Remote Control Instruction Manual</p> <p>Comprehensive instruction manual for the Datavideo WR-500 Bluetooth Teleprompter Remote Control, detailing setup, operation, pairing, troubleshooting, and warranty information for use with Datavideo teleprompter kits.</p>

Documents - datavideo – ITC-100




[\[pdf\]](#) User Manual Guide Warranty

INTERCOM TALK BACK SYSTEM Instruction Manual 3 Disclaimer of Product and Services The information offered in this instruction manual is intended as a guide only At all times Datavideo Technologies will try to give correct complete suitable However cannot exclude that some ITC 100 resource datavideo manualsTW

INTERCOM TALK BACK SYSTEM Welcome to the **ITC-100** Instruction Manual Thank you for choosing a Datavideo product, please visit the support pages on our website for the latest version of the instruction manual.

<http://www.datavideo.com/Intercom Systems/ITC-100> Don t forget to register your product on...

lang:en **score:62** filesize: 1.83 M page_count: 16 document date: 2015-07-02




[\[pdf\]](#) User Manual Instructions Guide Warranty Diagram

Datavideo Technologies Co LTD Instruction Manual 3 Disclaimer of Product Services The information offered in this instruction manual is intended as a guide only At all times will try to give correct complete and suitable 5d2c94605281c kino rent products product instructions |||

INTERCOM SYSTEM **ITC-100** Instruction Manual www.datavideo.com Table of Contents FCC COMPLIANCE

STATEMENT..... 4 WARNINGS AND PRECAUTIONS 4 WARRANTY...


lang:i-klinglon **score:59** filesize: 2.09 M page_count: 24 document date: 2018-12-17



[\[pdf\]](#) User Manual Guide Warranty

MS 2800A B Instruction manual SONOTECHNIQUE The information offered in this instruction is intended as a guide only At all times Datavideo Technologies will try to give correct complete and suitable 2800 E5 A4 EN resource datavideo Manuals


HD/SD 12-CHANNEL MOBILE VIDEO STUDIO MS-2800A/B Instruction manual
Contents FCC COMPLIANCE STATEME ... can/overscan monitor. HDR-70 - HD-SDI 4:2:2 I frame only recorder with removable drive enclosure. **ITC-100** 8 Channel talkback unit with integrated bi-colour tally system. AD-100 Audio delay unit a...
lang:i-klnglon **score:59** filesize: 2.58 M page_count: 12 document date: 2017-07-27



[\[pdf\]](#) User Manual Guide Warranty

Datavideo Technologies RP 64 Instruction manual Product Resources The information offered in this instruction is intended as a guide only At all times will try to give correct complete and suitable E1 A4 EN resource datavideo Manuals

VIDEO BUFFER AND HD-SDI TO ANALOG CONVERTER REAR PANEL RP-64
Instruction manual Table of Contents ... S HD-SDI-to-Analog Converter RP-64 Video Buffer and HD-SDI to Analog Converter Rear Panel PGM To **ITC-100** 24-31 22-23 RP-62 Incl. VP-445 11 SE-2800 15 Tally 1-8 SDI IN HDMI OUT Backup Recor...
lang:en **score:58** filesize: 596.18 K page_count: 8 document date: 2017-12-25




[\[pdf\]](#) User Manual Guide Warranty

Roy Peacock Instruction Manual Datavideo The information offered in this instruction manual is intended as a guide only At all times Technologies will try to give correct complete and suitable However cannot exclude that some from time may not be or incomplete RP 31 resource datavideo tw manuals

ITC-100 Patch Panel RP-31 Instruction Manual www.datavideo.com Table of Contents FCC COMPLIANCE STATEMENT
.....3 WARNINGS AND PRECAUTIONS.....


lang:en **score:58** filesize: 441.33 K page_count: 6 document date: 2018-01-18



[\[pdf\]](#) User Manual Guide Warranty Diagram

Liang Hsin Sung OBV 2800 Instruction manual Product Resources Datavideo The information offered in this instruction is intended as a guide only At all times Technologies will try to give correct complete and suitable E1 A4 EN resource datavideo Manuals

HD/SD 12-CHANNEL MOBILE VIDEO STUDIO OBV-2800 Instruction manual Table of Contents FCC COMPLIANCE ... CD Monitor 2 HDR-70 HD/SD Digital Video Recorder 3 AD-200 Audio Level / Delay Control Panel 4 **ITC-100** 8 Way Intercom Talk Back System 5 SE-2800 8/12 Channel Digital Video Switcher Control Boar...
lang:en **score:57** filesize: 1.23 M page_count: 12 document date: 2017-07-24



[\[pdf\]](#) User Manual Guide Warranty

Liang Hsin Sung Instruction manual Product Resources Datavideo The information offered in this instruction is intended as a guide only At all times Technologies will try to give correct complete and suitable filelds 697 preview 1 datavideo cn CCU 100J resource 80 manuals

CAMERA CONTROL UNIT CCU-100J / CCU-100P / CCU-100S Instruction manual Table of Contents FCC COMPLI ... Return look back video signal for camera operator Two-way intercom with camera operators using an **ITC-100*** Datavideo switcher tally support DC Power supply from 4-PIN XLR sources such as PD-6 Powe...
lang:i-klnglon **score:57** filesize: 1.69 M page_count: 20 document date: 2018-01-17



[\[pdf\]](#) User Manual Guide Warranty

Datavideo Technologies VP 605H Instruction manual Product Resources The information offered in this instruction is intended as a guide only At all times will try to give correct complete and suitable filelds 690 preview 1 resource datavideo manuals cn

ALL IN ONE CABLE EXTENDER VP-605H Instruction manual Contents FCC COMPLIANCE STATEMENT to 60C Setup Diagram 6 Connections Control Front Panel ITC OUT Connects the VP-605H to the **ITC-100SL** Intercom belt pack PWR OUT 24V-48V power output CV Out Composite Video Output SDI IN ...
lang:i-klnglon **score:56** filesize: 1.02 M page_count: 12 document date: 2018-01-17

datavideo



4K 4 CHANNEL
VIDEO SWITCHER
SE-500MU4K

www.datavideo.com

[\[pdf\]](#) User Manual Guide Warranty Diagram

Liang Hsin Sung SE 500MU4K Instruction Manual Datavideo The information offered in this instruction manual is intended as a guide only user can assign the AUX output video source using device s front id 3008 datavideo us file |||

4K 4 CHANNEL VIDEO SWITCHER SE-500MU4K Instruction Manual Table of Contents FCC COMPLIANCE STATEME ... icates next camera source. Tally output port can connect other Datavideo peripheral devices such as **ITC-100**, ITC-200, AM-100 or other monitor models, allowing the peripheral device to communicate with... lang:i-klngon **score:56** filesize: 1.88 M page_count: 16 document date: 2020-11-18

datavideo




INTERCOM EXPANSION
UNIT
ITC-200E
Instruction manual

www.datavideo.com

[\[pdf\]](#) User Manual Guide Warranty

User Guide Datavideo Technologies Co LTD ITC 200E Instruction manual Product Resources Disclaimer of Services The information offered in this instruction is intended as a guide only At all times will try to resource datavideo tw manuals give correct complete and suitable filelds 730 preview 1 cn INTERCOM EXPANSION UNIT However cannot exclude that some from time may not be or incomplete INTERCOM EXPANSION UNIT ITC-200E Instruction manual Table of Contents DISCLAIMER OF PRODUCT SERV ... ficial documents. 6 Introduction The ITC-200E provides an additional 8 channels to the Datavideo **ITC-100** tally/talkback system. This **ITC-100**/ITC-200E combination effectively gives you a 15 channel ... lang:i-klngon **score:56** filesize: 681.28 K page_count: 12 document date: 2018-01-23




[\[pdf\]](#) User Manual Instructions Guide Warranty

PD 2A Instruction Manual Product Resources Datavideo by P CENTER · Cited 14 — The information offered in this instruction manual is intended as a guide only At all times Technologies will try to give correct complete and suitable E3 A4 EN resource datavideo Manuals

POWER CENTER PD-2A Instruction Manual Table of Contents ATTENTION:

..... re connecting to the PD-2A. DC 12V 3A DC 12V 5A DC 12V10A SE-500 / SE-600 / SE-2000 / DVK-300HD / **ITC-100** / AM-100 HS-550 / HS-600 / HS-2000 / HS-2000L / SE-2800 HS-2800 / SE-3000 10 Specificatio...

lang:i-klnglon **score:56** filesize: 1.58 M page_count: 12 document date: 0000-00-00



[\[pdf\]](#) User Manual Warranty

Datavideo ITC 100 Instruction Manual CVP pages on our website for the latest version of instruction manual datavideo info Intercom Systems Don t forget to register your product 1 cvp


8 WAY INTERCOM TALK BACK SYSTEM ITC-100 Instruction Manual

www.datavideo.com INTERCOM TALK BACK SYSTEM Welcome to the **ITC-100**

Instruction Manual Thank you for choosing a Datavideo product, please visit the support pages on our website for the latest version of the instruction manual.

<http://www.d...>

lang:en **score:56** filesize: 1.65 M page_count: 16 document date: 2014-01-15




[\[pdf\]](#) User Manual Guide Warranty

Preliminary Mnuat Liang Hsin Sung Instruction Manual Datavideo The information offered in this instruction manual is intended as a guide only At all times Technologies will try to give correct complete and suitable However cannot exclude that some from time may not be or incomplete OBV 2850 E1 A4 EN resource datavideo Manuals

HD/SD 8/12-CHANNEL OB VAN STUDIO OBV-2850 Instruction Manual Table of Contents TABLE OF CONTENTS.. ... in vectorscope and SDI/HDMI signal converter.

HDR-70 HD/SD Digital Video Recorder-1U Rackmountable **ITC-100** Intercom System AD-200 Audio Delay Box with Level Adjustment The HDR-70 is a hard drive bas...

lang:i-klnglon **score:55** filesize: 3.93 M page_count: 28 document date: 2019-12-17



[\[pdf\]](#) User Manual Guide Warranty

Instruction Manual Full Compass Systems 3 Disclaimer of Product and Services The information offered in this instruction manual is intended as a guide only At all times Datavideo Technologies will try to give correct complete suitable However cannot exclude that some 22712 DatavideoITC100InstructionManual fullcompass common files

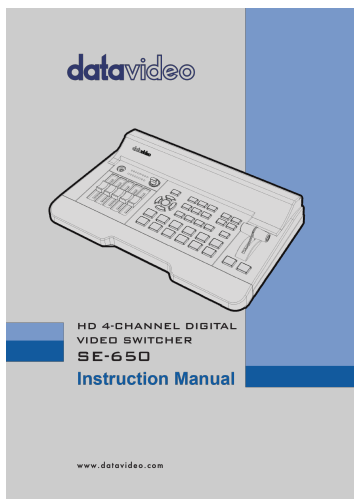
8 WAY INTERCOM TALK BACK SYSTEM**ITC-100** Instruction Manual

www.datavideo.com INTERCOM TALK BACK SYSTEM Welcome to the **ITC-100**

Instruction Manual Thank you for choosing a Datavideo product, please visit the support pages on our website for the latest version of the instruction manual.

<http://www.d...>

lang:en score:55 filesize: 1.65 M page_count: 16 document date: 2014-11-26

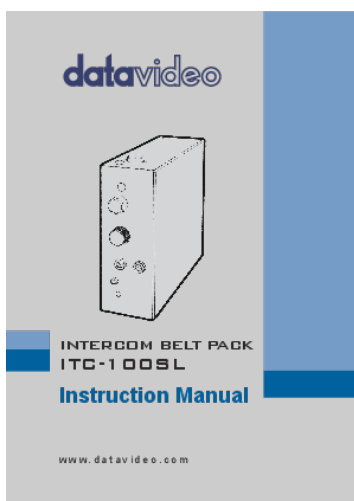


[\[pdf\]](#) User Manual Guide Warranty

Liang Hsin Sung SE 650 Instruction Manual Disclaimer of Product Services The information offered in this instruction manual is intended as a guide only At all times Datavideo Technologies will datavideo hdmi switch se files bzbexpress attachments 15481 |||

HD 4-CHANNEL DIGITAL VIDEO SWITCHER SE-650 Instruction Manual Table of Contents FCC COMPLIANCE STA ... icates next camera source. Tally output port can connect other Datavideo peripheral devices such as **ITC-100**, ITC-200, AM-100 or other monitor models, allowing the peripheral device to communicate with...

lang:i-klnglon score:55 filesize: 3.13 M page_count: 46 document date: 2017-07-24



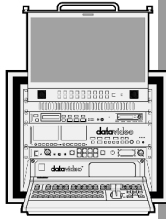
[\[pdf\]](#) User Manual Specifications Guide Warranty

INTERCOM BELT PACK ITC 100SL The information offered in this instruction manual is intended as a guide only At all times Datavideo Technologies will try to give correct complete and suitable However cannot exclude that some from time may not be or incomplete E8 A6 EN resource datavideo Instruction Manuals

INTERCOM BELT PACK **ITC-100SL** Instruction Manual www.datavideo.com Table of Contents FCC COMPLIANCE STATEMENT3 WARNINGS AND PRECAUTIONS3 WARRANTY5 STANDARDS

lang:en score:55 filesize: 600.65 K page_count: 11 document date: 2017-08-02

datavideo®



HD/SD 12-CHANNEL
MOBILE VIDEO STUDIO
MS-2800A/B
Instruction manual

www.datavideo.com

[\[pdf\]](#) User Manual Guide Warranty

MS 2800 A B Datavideo SE MVS PPU Technologies Co Ltd The information offered in this instruction manual is intended as a guide only At all times will try to give correct complete and suitable However cannot exclude that some from time may not be or incomplete G082060638E3 A4 resource datavideo Instruction Manuals

Contents Warnings and Precautions

can/overscan monitor. HDR-70 - HD-SDI 4:2:2 I frame only recorder with removable drive enclosure. **ITC-100** 8 Channel talkback unit with integrated bi-colour tally system. AD-100 Audio delay unit a...

lang:en score:54 filesize: 2.52 M page_count: 12 document date: 2015-10-08

datavideo

ITC-100 KF1000

8 Channel Intercom / Talkback
System for SE-1000



Instruction Manual

<http://www.datavideo-tek.com>

Rev 280807

[\[pdf\]](#) User Manual Instructions Label

Provided by ManualsAndMore Download User Manual Datavideo ITC 100 KF1000 Instruction ITC100 manualsandmore |||

ITC-100 KF1000 8 Channel Intercom / Talkback System for SE-1000 Instruction Manual <http://www.datavideo-tek.com> Rev: 280807 Warnings and Precautions 1. Read all of these warnings and save them for later reference. 2. Follow all warnings and instructions marked on this unit. 3. Unplug this unit fr...

lang:en score:54 filesize: 1.07 M page_count: 14 document date: 2019-07-23

datavideo



REDUNDANT POWER
CENTER
PD-4A
Instruction manual

www.datavideo.com

[\[pdf\]](#) User Manual Instructions Guide Warranty

HS 800 Preliminary Instructions Datavideo Technologies Co LTD PD 4A Instruction manual Product Resources The information offered in this instruction is intended as a guide only At all times will try to give correct complete and suitable E2 A4 EN resource datavideo Manuals filelds 748 preview 1 cn

REDUNDANT POWER CENTER PD-4A Instruction manual Table of Contents FCC COMPLIANCE STATEMENT..... VP-332, DAC-15, DAC-10, DAC-6, DAC-5, TLM-70D, TLM-404, TLM-702, TLM-350, SE-500, DVK-100, RMC-140, **ITC-100**, STC-100, DN100, CP-100, DAC-30, CKL-100, TLM-700, TLM-433 DC 12V 5A DN-300, TLM-170MD DC...

lang:i-klngon score:54 filesize: 537.78 K page_count: 12 document date: 2018-01-29



[\[pdf\]](#) User Manual Instructions Guide Warranty

HS 800 Preliminary Instructions Datavideo Technologies Co LTD PD 4A Instruction manual Product Resources The information offered in this instruction is intended as a guide only At all times will try to give correct complete and suitable E1 A4 EN resource datavideo Manuals 39854 PD4AInstructionManual fullcompass common files

REDUNDANT POWER CENTER PD-4A Instruction manual Table of Contents FCC COMPLIANCE STATEMENT..... VP-332, DAC-15, DAC-10, DAC-6, DAC-5, TLM-70D, TLM-404, TLM-702, TLM-350, SE-500, DVK-100, RMC-140, **ITC-100**, STC-100, DN100, CP-100, DAC-30, CKL-100, TLM-700, TLM-433 DC 12V 5A DN-300, TLM-170MD DC...

lang:en score:54 filesize: 541.17 K page_count: 12 document date: 2017-09-25




[\[pdf\]](#) User Manual Frequently Asked Questions Guide Warranty

sep yimg ty cdn yhst 25967117716530 dv se2000 user manual SE 2000 Datavideo pimfg Digital Video Switcher The information offered in this instruction is intended as a guide only At all times Technologies will try to give correct complete and suitable However cannot exclude that some from time may not be or incomplete INSTRUCTION MANUAL datavideo tek Disclaimer of Product Services Instruction Manual resource Manuals ifaq

Digital Video Switcher SE-2000 INSTRUCTION MANUAL www.datavideo-tek.com Contents Warnings and Prec ... this mixer to work with their own Datavideo wired tally light systems. For more information on the **ITC-100** and TB-5 please approach your local Datavideo dealer or office. This page shows information ...


lang:en score:54 filesize: 3.03 M page_count: 40 document date: 0000-00-00



[\[pdf\]](#) User Manual Quick Start Guide Guide Warranty Diagram

Preliminary Manual 11 Liang Sung Microsoft Table of Contents 1 x TLM 170H series Instruction 4 ITC 100 RP 31 PD 2A Quick Start Guide HDR 70 AD Datavideo OBV 2800 resource datavideo manualsRUS Table of Contents WARRANTY MIC 4 x Tally LED TD-2 4 x Black Velcro 36cm 4 x GPI Cable Stereo 4 x Headphone 4 x **ITC-100SL** 4 x XLR Cable CON 20M 5 x 120mm cable tie 10 x 200mm cable tie 10 x Anti-vibra...

lang:en score:54 filesize: 1.41 M page_count: 12 document date: 2015-09-08




[\[pdf\]](#) User Manual Guide Warranty Diagram

Datavideo Technologies Co LTD Instruction Manual Product Resources The information offered in this instruction manual is intended as a guide only At all times will try to give correct complete and suitable ITC 100 E3 A5 EN resource datavideo Manuals Microphone Headset Socket 3 5mm Stereo for Note Plugging speaker the XLR Input ALL Button Opens communication with channels All hear from operator or any other using 100SL Belt Pack s TALK button Disclaimer of Services E2 80

INTERCOM SYSTEM **ITC-100** Instruction Manual www.datavideo.com Table of Contents TABLE OF CONTENTS

.....2 FCC COMPLIANCE
STATEMENT4 WARNINGS AND
PRECAUTION...

lang:i-klngon **score:54** filesize: 2.03 M page_count: 28 document date: 2020-07-14




[\[pdf\]](#) User Manual Guide Warranty Diagram

Preliminary Mnual Liang Hsin Sung Table of Contents The information offered in this instruction manual is intended as a guide only At all times Datavideo Technologies will try to give correct complete and suitable However cannot exclude that some from time may not be or incomplete OBV 2800CCU G082060766B2 A4 resource datavideo Instruction Manuals

Table of Contents WARNINGS AND PRECAUTIONS

..... T LCD Monitor 2 HDR-70 HD/SD Digital Video
Recorder 3 AD-200 Audio Level / Delay Control Panel 4 **ITC-100** 8 Way Intercom Talk
Back System 5 SE-2800 8 Channel Digital Video Switcher Control Board ...

lang:en **score:53** filesize: 1.96 M page_count: 16 document date: 2016-04-21



[\[pdf\]](#) User Manual Guide Warranty

Liang Hsin Sung CAMERA CONTROL UNIT CCU 100J 100P 100S The information offered in this instruction manual is intended as a guide only At all times Datavideo Technologies will try to give correct complete and suitable However cannot exclude that some from time may not be or incomplete P S E1 A4 EN resource datavideo Instruction Manuals Product Resources

CAMERA CONTROL UNIT CCU-100J / CCU-100P / CCU-100S Instruction manual
Table of Contents FCC COMPLI ... Return look back video signal for camera operator
Two-way intercom with camera operators using an **ITC-100*** Datavideo switcher tally
support DC Power supply from 4-PIN XLR sources such as PD-6 Powe...


lang:i-klngon **score:52** filesize: 1.72 M page_count: 18 document date: 2017-09-01



[\[pdf\]](#) User Manual Guide Warranty Diagram

User Guide Datavideo Technologies Co LTD ITC 200E Instruction manual Product Resources Further advice on the content of this or product can be obtained by contacting your local Office dealer Page 3 2 FCC Compliance E1 A4 EN resource datavideo Manuals

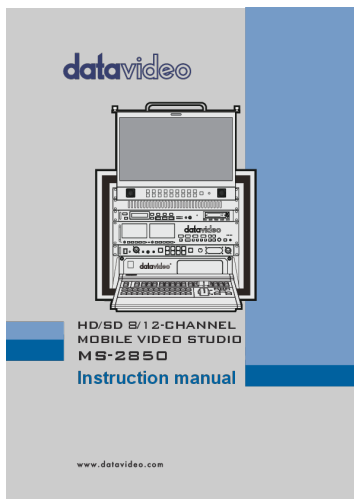
INTERCOM EXPANSION UNIT ITC-200E Instruction manual Table of Contents FCC COMPLIANCE STATEMENT.... .. ficial documents. 4 Introduction The ITC-200E provides an additional 8 channels to the Datavideo **ITC-100** tally/talkback system. This **ITC-100**/ITC-200E combination effectively gives you a 15 channel ...
lang:i-klnglon **score:52** filesize: 676.83 K page_count: 9 document date: 2017-09-21



[\[pdf\]](#) User Manual Guide Warranty Diagram

Datavideo Technologies Co LTD ITC 300 Product Resources The information offered in this instruction manual is intended as a guide only At all times will try to give correct complete and suitable E7 A5 EN resource datavideo Instruction Manuals DIGITAL INTERCOM SYSTEM However cannot exclude that some from time may not be or incomplete This E5 80

DIGITAL INTERCOM SYSTEM ITC-300 Table of Contents TABLE OF CONTENTS Part No. G07690250002 G07692150202 G07690150006 Tally Cables for Connecting Datavideo Switchers to **ITC-100** Model Cable Introduction Purpose CB-28 DB25 Pin Male to DB15 Pin Male *4 Tally communi...
lang:en **score:52** filesize: 2.4 M page_count: 40 document date: 2020-07-16



[\[pdf\]](#) User Manual Guide Warranty

MS 2850 A B C D 2800 Datavideo Technologies Co Ltd HD SD 8 12 CHANNEL MOBILE VIDEO STUDIO The information offered in this instruction manual is intended as a guide only At all times will try to give correct complete and suitable However cannot exclude that some from time may not be or incomplete E3 A4 EN resource datavideo Instruction Manuals

HD/SD 8/12-CHANNEL MOBILE VIDEO STUDIO MS-2850 Instruction manual Contents FCC Compliance Statemen ... scan/overscan monitor. HDR-70 HD-SDI 4:2:2 I frame only recorder with removable drive enclosure. **ITC-100** 8 Channel talkback unit with integrated bi-colour tally system. AD-100M Audio delay unit ...
lang:en **score:52** filesize: 2.24 M page_count: 20 document date: 2019-12-03




[\[pdf\]](#) User Manual Quick Start Guide Instructions Guide Label

ITC 100 Instruction Manual User Guide Roy Peacock This product should only be operated from the type of power source indicated on marking label AC adapter If you are not sure power Datavideo 200Bresource holdan co uk Datavideo manuals 200B |||

INTERCOM BASE UNIT ITC-200B Quick Start Guide [http:// www.datavideo-tek.com](http://www.datavideo-tek.com)

Warnings and Precautio ... cking List 1 x 1 x 4 x 4 x 1 x 4 x 1 x 1 x HP-2 two ears headset Goose neck LED light Headphone **ITC-100SL** Tally LED TD-1 with Black Velcro XLR Cable CON 20M AD Switch DC12V / 1.5A ITC-200B QSG ...

lang:en **score:52** filesize: 527.98 K page_count: 10 document date: 2013-02-13

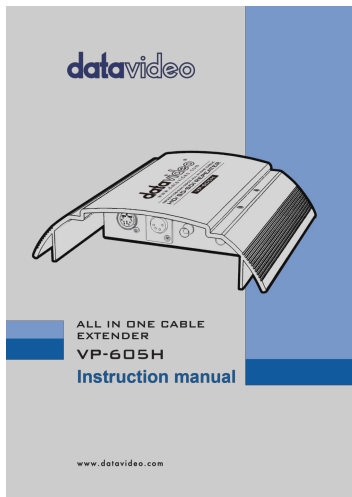


[\[pdf\]](#) User Manual Guide Warranty Diagram

HD SD MOBILE VIDEO STUDIO CONTROL UNIT OBV 2800 CCU The information offered in this instruction manual is intended as a guide only At all times Datavideo Technologies will try to give correct complete and suitable However cannot exclude that some from time may not be or incomplete 2800CCU E1 A4 EN resource datavideo Instruction Manuals Product Resources

HD/ SD MOBILE VIDEO STUDIO WITH SE-2800 CAMERA CONTROL UNIT OBV-2800-CCU Instruction manual Tabl ... Scope Monitor 3 AD-200 Audio Level / Delay Control Panel 11 MCU-200 Multi-Camera Control Unit 4 **ITC-100** 8 Way Intercom Talk Back System 12 Table 5 SE-2800 8 Channel Digital Video Switcher Contr...

lang:en **score:52** filesize: 1.69 M page_count: 16 document date: 2017-07-31




[\[pdf\]](#) User Manual Guide Warranty Diagram

VP 605H Instruction manual Product Resources Datavideo by ALLINONE CABLE — The information offered in this instruction is intended as a guide only At all times Technologies will try to give correct complete and suitable E1 A4 EN resource datavideo Manuals ALL IN ONE EXTENDER However cannot exclude that some from time may not be or incomplete

ALL IN ONE CABLE EXTENDER VP-605H Instruction manual Contents FCC COMPLIANCE STATEMENT..... ... to 60C Setup Diagram 6 Connections Control Front Panel ITC OUT Connects the VP-605H to the **ITC-100SL** Intercom belt pack PWR OUT 24V-48V power output CV Out Composite Video Output SDI IN ...

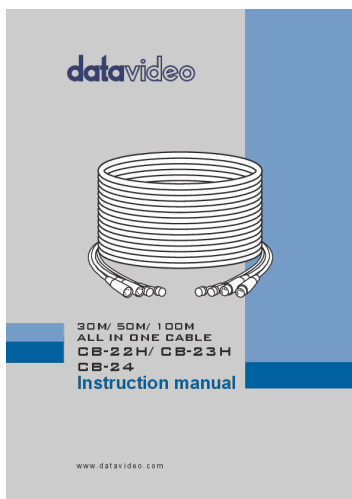
lang:en **score:51** filesize: 1.02 M page_count: 11 document date: 2017-08-09



[\[pdf\]](#) User Manual Guide Warranty

MS 2800 A B Datavideo Technologies Co Ltd HD SD 12 CHANNEL MOBILE VIDEO STUDIO 2800A The information offered in this instruction manual is intended as a guide only At all times will try to give correct complete and suitable However cannot exclude that some from time may not be or incomplete E6 A4 EN resource datavideo Instruction Manuals fileds 654 preview 1 cn

HD/SD 12-CHANNEL MOBILE VIDEO STUDIO MS-2800A/B Instruction manual
Contents FCC COMPLIANCE STATEME ... can/overscan monitor. HDR-70 - HD-SDI 4:2:2 I frame only recorder with removable drive enclosure. **ITC-100** 8 Channel talkback unit with integrated bi-colour tally system. AD-100 Audio delay unit a...
lang:i-klngon **score:51** filesize: 2.59 M page_count: 12 document date: 2018-01-09



[\[pdf\]](#) User Manual Specifications Guide Warranty Diagram

USER 30M 50M 100M ALL IN ONE CABLE CB 22H 23H 24 The information offered in this instruction manual is intended as a guide only At all times Datavideo Technologies will try to give correct complete and suitable However cannot exclude that some from time may not be or incomplete This E1 A4 EN resource datavideo Instruction Manuals


30M/ 50M/ 100M ALL IN ONE CABLE CB-22H/ CB-23H CB-24 Instruction manual
www.datavideo.com Table of ... Male Connector 1.5C-2V Coaxial Cable 5 PIN XLR Female to another 5 PIN XLR Male Connector Connector **ITC-100** to **ITC-100SL** Belt Pack 4 PIN XLR Female to another 4 PIN XLR Male Connector PIN 1: Negativ...
lang:en **score:51** filesize: 1.08 M page_count: 12 document date: 2017-07-28



[\[pdf\]](#) User Manual Quick Start Guide Instructions Guide Warranty Label

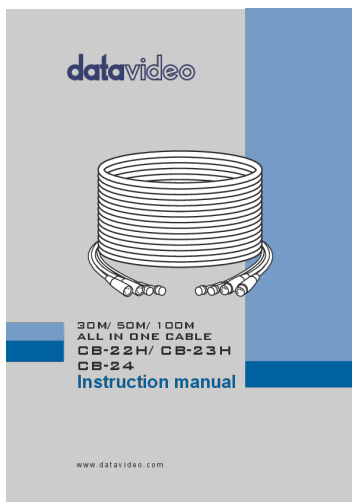
ITC 100 Instruction Manual User Guide Roy Peacock 12 Except as specifically explained elsewhere in this manual do not attempt to service product yourself Opening or removing covers that are marked Do Not Remove may expose you dangerous voltage points other risks and will void your warranty Refer all issues qualified personnel 13 Datavideo 200E resource datavideo manualsTW

INTERCOM EXPANSION UNIT ITC-200E Quick Start Guide [http:// www.datavideo-tek.com](http://www.datavideo-tek.com) Warnings and Prec ... missing please contact your supplier. 1 x DC Plug / Plug Cable 1 x GPI Cable 3pin 4 x Headphone 4 x **ITC-100SL** 1 x Tally LED TD-1 with Black Velcro 4 x XLR Cable CON 20M 1 x ITC-200E QSG 2 Introduc...
lang:en **score:50** filesize: 343.62 K page_count: 10 document date: 2013-02-13




[\[pdf\]](#) User Manual Guide Warranty Diagram

Liang Hsin Sung HD SD MOBILE VIDEO STUDIO CONTROL UNIT OBV 2800 CCU The information offered in this instruction manual is intended as a guide only At all times Datavideo Technologies will try to give correct complete and suitable However cannot exclude that some from time may not be or incomplete 2800CCU E2 A4 EN resource datavideo Instruction Manuals televideodata ru 80 2018 11 HD/ SD MOBILE VIDEO STUDIO WITH SE-2800 CAMERA CONTROL UNIT OBV-2800-CCU Instruction manual Tabl ... Scope Monitor 3 AD-200 Audio Level / Delay Control Panel 11 MCU-200 Multi-Camera Control Unit 4 **ITC-100** 8 Way Intercom Talk Back System 12 Table 5 SE-2800 8 Channel Digital Video Switcher Contr...
lang:i-klngon **score:49** filesize: 1.66 M page_count: 16 document date: 2018-01-09




[\[pdf\]](#) User Manual Guide Warranty Diagram

USER 30M 50M 100M ALL IN ONE CABLE CB 22H 23H 24 The information offered in this instruction manual is intended as a guide only At all times Datavideo Technologies will try to give correct complete and suitable However cannot exclude that some from time may not be or incomplete This resource datavideo manuals Instruction Product Resources filelds 765 preview 1 cn 30M/ 50M/ 100M ALL IN ONE CABLE CB-22H/ CB-23H CB-24 Instruction manual www.datavideo.com Table of ... Male Connector 1.5C-2V Coaxial Cable 5 PIN XLR Female to another 5 PIN XLR Male Connector Connector **ITC-100** to **ITC-100SL** Belt Pack 4 PIN XLR Female to another 4 PIN XLR Male Connector PIN 1: Negativ...
lang:i-klngon **score:49** filesize: 1.05 M page_count: 12 document date: 2018-01-30



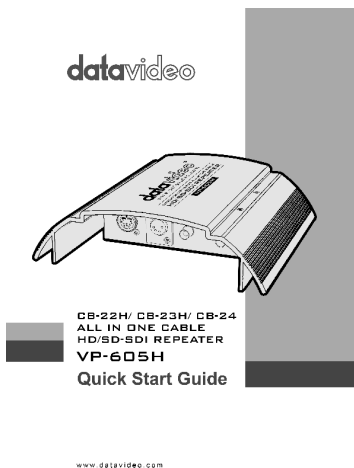
[\[pdf\]](#) User Manual Warranty

Provided by ManualsAndMore Download User Manual Data Video ITC 100 Instruction ITC100 manualsandmore ||| 8 WAY INTERCOM TALK BACK SYSTEM**ITC-100** Instruction Manual www.datavideo.com INTERCOM TALK BACK SYSTEM Welcome to the **ITC-100** Instruction Manual Thank you for choosing a Datavideo product, please visit the support pages on our website for the latest version of the instruction manual. http://www.d...
lang:en **score:49** filesize: 1.7 M page_count: 16 document date: 2019-07-23




[\[pdf\]](#) User Manual Guide Warranty Diagram

Liang Hsin Sung HD SD 12 CHANNEL MOBILE VIDEO STUDIO OBV 2800 Instruction The information offered in this instruction manual is intended as a guide only At all times Datavideo Technologies will try to give correct complete and suitable However cannot exclude that some from time may not be or incomplete E2 A4 EN resource datavideo Manuals Product Resources fileds 655 preview 1 cn HD/SD 12-CHANNEL MOBILE VIDEO STUDIO OBV-2800 Instruction manual Table of Contents FCC COMPLIANCE ... CD Monitor 2 HDR-70 HD/SD Digital Video Recorder 3 AD-200 Audio Level / Delay Control Panel 4 **ITC-100** 8 Way Intercom Talk Back System 5 SE-2800 8/12 Channel Digital Video Switcher Control Boar... lang:i-klngon **score:49** filesize: 1.25 M page_count: 12 document date: 2018-01-09



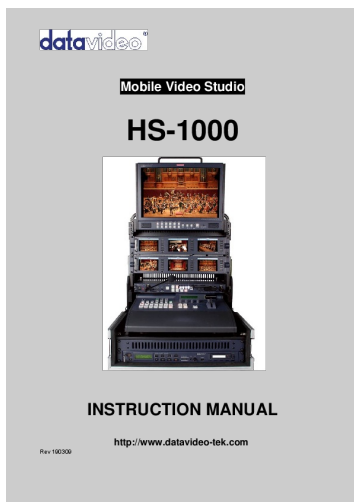
[\[pdf\]](#) User Manual Guide Warranty Diagram

Microsoft Word VP 605H G082060605B2 A4 docx Rex Liu 3 Disclaimer of Product and Services The information offered in this instruction manual is intended as a guide only At all times Datavideo Technologies will try to give correct complete suitable resource datavideo manualsRUS Contents Disclaimer of Product and Services iagram VP-605H 7 Connections Control Front Side VP-605H ITC OUT Connects the VP-605H to the **ITC-100SL** Intercom belt pack. PWR OUT DC out socket connect the supplied 24V-48V PSU to this socket.... lang:en **score:48** filesize: 3.54 M page_count: 12 document date: 2015-01-16



[\[pdf\]](#) User Manual Warranty

Provided by ManualsAndMore Download User Manual Datavideo MS 2850 Instruction MS2850 manualsandmore ||| HD/SD 8/12-CHANNEL MOBILE VIDEO STUDIO MS-2850 Instruction manual Contents FCC Compliance Statemen ... can/overscan monitor. HDR-70 - HD-SDI 4:2:2 I frame only recorder with removable drive enclosure. **ITC-100** 8 Channel talkback unit with integrated bi-colour tally system. AD-100M Audio delay unit ... lang:en **score:47** filesize: 1.75 M page_count: 15 document date: 2019-07-24



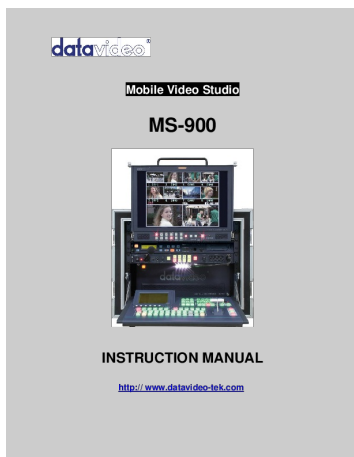
[\[pdf\]](#) User Manual Declaration of Conformity Warranty Accessories

Microsoft Word Datavideo HS 1000 Instruction Manual doc Allan leonhardsen INSTRUCTION MANUAL
datavideo tek Rev 190309 Always use a trolley to safely transport the over distances of 2 metres or
resource manualsRUS |||

Mobile Video Studio HS-1000 INSTRUCTION MANUAL Rev 190309

<http://www.datavideo-tek.com> Contents ... ems 1x DN-500 Recorder optional 1x HDR-200 HD Recroder 1U optional 1x SE-1000 Mixer 1x **ITC-100**KF1000 Talk back system 2x TLM-433 Source Monitors 1x RP36 Rear connection plate for SE-...

lang:en **score:47** filesize: 2.87 M page_count: 11 document date: 2009-04-27



[\[pdf\]](#) User Manual Warranty Accessories

Provided by ManualsAndMore Download User Manual Datavideo MS 900 Instruction MS900
manualsandmore |||

Mobile Video Studio MS-900 INSTRUCTION MANUAL [http:// www.datavideo-tek.com](http://www.datavideo-tek.com)

Contents Warnings and ... uding the following factory fitted and pre-cabled items 1x TLM-170 Monitor 1x DN-500 Recorder 1x **ITC-100** Talk back system 1x Control Panel SE-900 Mixer 1x Base Unit SE-900 Mixer 1x RP31 Re...

lang:en **score:47** filesize: 2.44 M page_count: 10 document date: 2019-07-23



[\[pdf\]](#)

Instruction Manuals MS 2850 E1 A4 SCH 300 Multiple Choices resource datavideo |||


HD/SD 8/12 MS-2850 FCC SE-2850 -

HD/SD 12 TLM-170LM - HD/SD 17.3 HDR-70 - HD/SD-SDI HD-SDI 4:2:2 I frame only

ITC-100 8 AD-100M/AD-200 17 PD-2A PD-6 8U 6 1920 x 1080i 50 1920 x 1080i

59.94 1...

lang:i-klngon **score:47** filesize: 2.35 M page_count: 16 document date: 2017-12-20



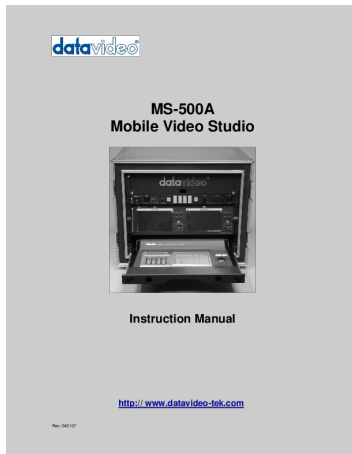
[\[pdf\]](#) User Manual Warranty

Provided by ManualsAndMore Download User Manual Datavideo MS 2800A Instruction MS2800A manualsandmore |||

Contents Warnings and Precautions.....

can/overscan monitor. HDR-70 - HD-SDI 4:2:2 I frame only recorder with removable drive enclosure. **ITC-100** 8 Channel talkback unit with integrated bi-colour tally system. AD-100 Audio delay unit a...

lang:en **score:47** filesize: 2.36 M page_count: 12 document date: 2019-07-23




[\[pdf\]](#) User Manual Warranty

Provided by ManualsAndMore Download User Manual Datavideo Ms 500A Instruction Ms500A manualsandmore |||

MS-500A Mobile Video Studio Instruction Manual Rev: 040107 [http:// www.datavideo-tek.com](http://www.datavideo-tek.com) Conten ... oose neck MIC for ITC 100 Goose neck LED light 12V DC for ITC 100 Tally LED TD-1 Tally Cable 1.2M **ITC-100SL** Headset **ITC-100SL** Belt pack for **ITC-100SL** XLR to XLR cable 20M 120mm cable tie Anti-vibrat...

lang:en **score:46** filesize: 1.11 M page_count: 11 document date: 2019-07-23



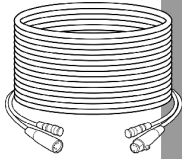
[\[pdf\]](#) User Manual

001 Instruction Manual Datavideo SE 900 resource datavideo 80 manualsRUS

SE-900 www.okno-tv.ru www.datavideo.ru C Tally Tally Output SE-900 Tally, 1 - 4, 5 - 8 . Tally Datavideo, : 8- **ITC-100** LCD TLM-404. tally , : Tally Output 1 - 4 Video Channel 1 2 3 4 LED ...

lang:i-klngon **score:46** filesize: 6.29 M page_count: 81 document date: 2013-03-18

datavideo



30M/ 50M/ 100M
ALL IN ONE CABLE
CB-46/ CB-47
CB-50
Instruction Manual

www.datavideo.com

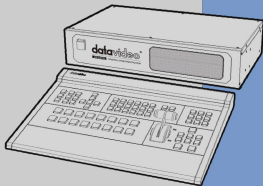
[\[pdf\]](#) Guide Warranty

CB 46 47 50 Cable Guide 3 Datavideo Technologies 2 Warranty Standard equipment is guaranteed against any manufacturing defects for one year from the date of purchase The original invoice or other documentary evidence should be supplied at time request repair G082066408B3 A4 resource datavideo

Instruction Manuals

Warranty Standard Warranty Datavideo equipment is guaranteed against any manufacturing defects for ... BNC Male connector 3C-2V Coaxial Cable 5Pin XLR Female to another 5Pin XLR Male connector Connector **ITC-100** to **ITC-100SL** Belt pack CB-46: 30M, CB-47: 50M Operating Temperature -25C to 55C -13F to ...
lang:en score:46 filesize: 825.49 K page_count: 4 document date: 2016-04-15

datavideo



HD/SD 6-CHANNEL
DIGITAL VIDEO SWITCHER
SE-2200
Instruction manual

www.datavideo.com

[\[pdf\]](#) User Manual Warranty

Datavideo SE 2200 Manual videodata de shop media products Instruction manual |||

HD/SD 6-CHANNEL DIGITAL VIDEO SWITCHER SE-2200 Instruction manual Table of Contents FCC COMPLIANCE ... tput port provides bi-colour tally information to a number of other Datavideo products, such as the **ITC-100** eight channel talkback system or the Datavideo TLM range of monitors. Console Port This 9pin...
lang:en score:46 filesize: 4 M page_count: 0 document date: 0000-00-00

datavideo

Mobile Video Studio

HS-1000



INSTRUCTION MANUAL

http://www.datavideo-tek.com

Rev 06030


[\[pdf\]](#) User Manual Warranty Accessories

Provided by ManualsAndMore Download User Manual Datavideo HS 1000 Instruction HS1000 manualsandmore |||

Mobile Video Studio HS-1000 INSTRUCTION MANUAL Rev 060809

http://www.datavideo-tek.com Contents ... cabled items 1x DN-500 SD Recorder optional or HDR-200 HD Recorder optional 1x SE-1000 Mixer 1x **ITC-100KF1000** Talk back system 2x TLM-433 Source Monitors 1x RP36 Rear connection plate for SE-1000...

lang:en score:46 filesize: 2.86 M page_count: 11 document date: 2019-07-23



[\[pdf\]](#) User Manual Warranty

Datavideo Technologies SE 650 Instruction Manual E12 A4 EN resource datavideo Manuals |||

HD 4-CHANNEL DIGITAL VIDEO SWITCHER SE-650 Instruction Manual Table of Contents FCC COMPLIANCE STA ... icates next camera source. Tally output port can connect other Datavideo peripheral devices such as **ITC-100**, ITC-200, AM-100 or other monitor models, allowing the peripheral device to communicate with...

lang:i-klngon **score:45** filesize: 4.87 M page_count: 80 document date: 2021-07-19