

SINGER 60642

SINGER Hand Sewing Thread Kit with Needles and Threader (Model 60642) - Instruction Manual

1. INTRODUCTION

This instruction manual provides detailed guidance for using the SINGER Hand Sewing Thread Kit, Model 60642. This kit is designed for basic crafting and simple clothing repairs, offering essential tools for hand sewing projects. Please read this manual thoroughly to ensure proper use and care of your sewing kit components.

2. PRODUCT OVERVIEW

The SINGER Hand Sewing Thread Kit (Model 60642) includes a selection of essential items for hand sewing tasks.

2.1 Package Contents

- 12 mini-spools of 100% polyester hand sewing thread in assorted colors. Each spool contains 25 yards of thread.
- 3 hand sewing needles.
- 1 needle threader.





Figure 1: SINGER Hand Sewing Thread Kit (Model 60642) showing 12 spools of assorted colored thread, 3 hand needles, and a needle threader, all contained within its clear retail packaging.

3. SETUP

The SINGER Hand Sewing Thread Kit requires minimal setup. Simply remove the desired components from the packaging. Ensure you have adequate lighting and a clean, flat surface for your sewing project.

4. OPERATING INSTRUCTIONS

4.1 Using Hand Sewing Thread

The polyester thread included in this kit is specifically designed for hand sewing applications. It is durable and suitable for mending, crafting, and various fabric projects. To use, unwind the necessary length of thread from the spool. **Do not use this thread with a sewing machine**, as it is optimized for hand stitching and may not perform correctly in machine mechanisms.

4.2 Using Hand Needles

Select a hand needle appropriate for your fabric and thread thickness. Thicker fabrics generally require stronger, larger needles, while finer fabrics benefit from thinner needles. Carefully push the needle through the fabric, guiding the thread to create stitches. Always handle needles with care to prevent injury.

4.3 Using the Needle Threader

The needle threader simplifies the process of threading small needle eyes.

1. Insert the thin wire loop of the threader through the eye of the needle.
2. Pass the end of your thread through the wire loop.
3. Gently pull the threader back through the needle eye, bringing the thread along with it.
4. Remove the threader, leaving the thread securely through the needle eye.

5. MAINTENANCE

To ensure the longevity of your SINGER Hand Sewing Thread Kit, store all components in a dry, cool place away from direct sunlight and moisture. Keep needles and threaders in their original packaging or a secure container to prevent loss or damage. While the polyester thread itself is machine washable and dryable, the kit components (needles, threader) should not be machine washed.

6. TROUBLESHOOTING

- **Thread Tangling:** If thread tangles frequently, try using shorter lengths of thread for your stitches. Ensure the thread is not twisted before beginning to sew.
- **Difficulty Threading Needle:** Use the included needle threader. If the threader wire is bent, gently reshape it.
- **Needle Breaking/Bending:** Ensure you are using the correct needle size for your fabric. Avoid forcing the needle through dense materials.

7. SPECIFICATIONS

Attribute	Detail
Brand	SINGER
Model Number	60642
UPC	075691606428
Material (Thread)	100% Polyester
Thread Length per Spool	25 Yards
Number of Thread Spools	12
Included Needles	3 Hand Sewing Needles
Included Accessories	1 Needle Threader





Total Item Weight	0.32 ounces
Recommended Use	Hand sewing only; not for machine use.
Care Instructions (Thread)	Machine Wash, dryable


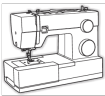
8. WARRANTY AND SUPPORT

Warranty Information: Manufacturer's warranty details can be requested directly from SINGER customer service. Please retain your proof of purchase for any warranty claims.

Customer Support: For further assistance or inquiries regarding your SINGER Hand Sewing Thread Kit, please visit the official [SINGER Store on Amazon](#) or contact SINGER customer service through their official website.

Related Documents - 60642

 <p>SINGER 138w101</p> <p><small>From the library of: Superior Sewing Machines & Supply LLC</small></p>	<p>Singer 138w101 Sewing Machine: User and Adjuster Manual</p> <p>Comprehensive guide for the Singer 138w101 post bed, lock stitch, two-needle sewing machine, covering lubrication, threading, adjustments, and maintenance for optimal performance.</p>
 <p>SINGER Accessory User Guide</p>	<p>Singer Sewing Machine Accessories User Guide</p> <p>A comprehensive user guide detailing Singer sewing machine accessories, including presser feet, needles, scissors, and dress forms. This guide categorizes accessories by sewing type (utility, decorative, quilting, embroidery, overlock) and provides instructions for their use.</p>
 <p>SINGER 404-1, -4, -5</p> <p><small>From the library of: Superior Sewing Machines & Supply LLC</small></p>	<p>Singer Sewing Machine Parts Catalog: Models 404-1, 404-4, 404-5</p> <p>Official parts catalog and ordering guide from The Singer Manufacturing Company for Singer sewing machine models 404-1, 404-4, and 404-5. Features detailed part listings, numbers, and instructions for maintenance and repair.</p>
 <p>SINGER Ironing and Crafting Station Instruction Manual</p>	<p>SINGER Ironing and Crafting Station Instruction Manual</p> <p>Instruction manual for the SINGER Ironing and Crafting Station (Item #220013096), detailing features such as adjustable height, a removable iron rest tray, a measuring grid on the cover, and an innovative built-in storage tray. Includes comprehensive limited warranty information.</p>

<div data-bbox="135 112 288 309"><p>M3330 Sewing Machine</p><p>Introducing the SINGER M3330 Sewing Machine, a special edition model featuring 97 stitch applications, 23 built-in stitches, a one-step buttonhole, and a heavy-duty metal frame. Ideal for all types of sewing.</p><p>Key Features:</p><ul style="list-style-type: none">97 stitch applications23 built-in stitchesOne-step buttonholeHeavy-duty metal frame<p>Specifications:</p><ul style="list-style-type: none">Stitch length: 0.5 to 4.0 mmStitch width: 0.5 to 4.0 mmMax. sewing speed: 1000 stitches per minuteMax. fabric thickness: 12 mmMax. fabric width: 150 cm<p>Accessories:</p><ul style="list-style-type: none">1x Foot1x Needle1x Bobbin1x Sewing Machine Oil</div>	<div data-bbox="341 145 1053 174"><p>SINGER M3330 Sewing Machine: Features and Specifications</p></div> <div data-bbox="341 185 1457 295"><p>Explore the SINGER M3330 sewing machine, a special edition model featuring 97 stitch applications, 23 built-in stitches, a one-step buttonhole, and a heavy-duty metal frame. Ideal for all types of sewing.</p></div>
<div data-bbox="135 405 288 633"><p></p><p></p><p>INSTRUCTION MANUAL</p><p>44S</p><p><i>SINGER is sewing made easy.</i></p></div>	<div data-bbox="341 450 882 479"><p>Singer 44S Sewing Machine Instruction Manual</p></div> <div data-bbox="341 490 1457 600"><p>Comprehensive instruction manual for the Singer 44S sewing machine, covering setup, operation, maintenance, and troubleshooting. Learn how to thread your machine, wind bobbins, sew various stitches, and resolve common issues.</p></div>