

Moen T4943

Moen Brantford Chrome 2-Handle Deck Mount Roman Tub Faucet Trim Kit T4943 Instruction Manual

Model: T4943

PRODUCT OVERVIEW

The Moen Brantford Chrome 2-Handle Deck Mount Roman Tub Faucet Trim Kit, Model T4943, offers a polished, traditional aesthetic for your bathroom. This trim kit features a tapered spout, globe finial, and two lever handles for precise control over water temperature and flow. Its chrome finish provides a highly reflective, mirror-like appearance that complements various decorating styles. Designed for durability, the LifeShine finish resists flaking and corroding, ensuring lasting beauty. This trim kit is compatible with the Moen M-PACT valve system, allowing for future style updates without altering existing plumbing. Please note that the required Moen M-PACT valve is sold separately.

KEY FEATURES

- **Versatile Design:** Chrome finish offers a highly reflective, mirror-like look suitable for any decorating style.
- **Valve Required:** This trim kit requires a Moen M-PACT valve (models 4792, 4793, 4794, 4796, 4797, or 4798) for complete installation. Valve sold separately.
- **Temperature Control:** Two-handle lever handles facilitate easy adjustment of water temperature and flow.
- **Longstanding Flexibility:** Built on the Moen M-PACT common valve system, enabling future faucet style updates without replacing plumbing.
- **Coordinating Collection:** Coordinates with other faucets and accessories within the Brantford Collection for a cohesive bathroom design.
- **ADA Compliant:** Complies with Americans with Disabilities Act (ADA) specifications for accessibility.
- **Built to Last:** Backed by Moen's Limited Lifetime Warranty, ensuring product longevity.

PACKAGE CONTENTS

The Moen Brantford Chrome 2-Handle Deck Mount Roman Tub Faucet Trim Kit includes the faucet trim components and installation instructions. Please note that the necessary Moen M-PACT valve is sold separately and is required for full functionality.

INSTALLATION GUIDE

This trim kit is designed for deck-mounted installation. It requires a compatible Moen M-PACT valve (models 4792, 4793, 4794, 4796, 4797, or 4798), which must be purchased separately. The M-PACT system simplifies future upgrades by allowing you to

change the faucet style without disturbing the underlying plumbing. For detailed, step-by-step installation instructions, please refer to the comprehensive guide included in your product packaging. Ensure all local plumbing codes are followed during installation.

OPERATION

The Moen Brantford Roman Tub Faucet features two lever handles for intuitive control. Turn the left handle to adjust the hot water flow and the right handle for cold water flow. By manipulating both handles, you can achieve your desired water temperature and flow rate for filling your Roman tub.

CARE AND MAINTENANCE

To maintain the pristine appearance and functionality of your Moen Brantford faucet, regular cleaning is recommended. The LifeShine chrome finish is engineered to resist flaking, corroding, and tarnishing, ensuring its beauty for the lifetime of the faucet. Clean with a soft, damp cloth and mild soap. Avoid abrasive cleaners, harsh chemicals, or scouring pads, as these can damage the finish and void the warranty.

TROUBLESHOOTING

For common issues such as low water pressure or minor leaks, first ensure that the water supply is fully open and that the handles are properly seated. If the issue persists, consult the detailed troubleshooting section in the full installation manual provided with your product. For complex plumbing concerns or persistent problems, it is recommended to contact a qualified professional plumber or Moen customer support.

TECHNICAL SPECIFICATIONS

Brand	Moen
Model Name	Brantford
Part Number	T4943
Finish Type	Chrome
Material	Chrome
Number of Handles	2
Mounting Type	Deck Mount
Hole Count	3
Maximum Flow Rate	13 Gallons Per Minute
Spout Reach	6.5 Inches
Item Weight	3.55 Pounds
Product Dimensions	13.63 x 9.25 x 3.13 inches
UPC	026508162088
Special Features	Durable, ADA Compliant

WARRANTY INFORMATION


Moen Brantford faucets are backed by a Limited Lifetime Warranty for the original consumer purchaser, guaranteeing the product will be leak and drip-free during normal use, and free from defects in material and manufacturing workmanship for as long as the purchaser owns their home. For all other purchasers, including those for industrial, commercial, and business use, a five-year warranty from the original date of purchase applies.

For further assistance, product registration, or to view the complete warranty details, please visit the official Moen website or contact Moen customer service directly.

PRODUCT VISUALS AND DEMONSTRATIONS




Image 1: A clear view of the Moen Brantford Chrome 2-Handle Deck Mount Roman Tub Faucet Trim Kit, showcasing its polished chrome finish and traditional design elements.



REQUIRED VALVE SOLD SEPARATELY

Image 2: An illustration detailing the separate Moen M-PACT valve components required for the installation of this trim kit, highlighting that the valve is not included.



REQUIRED VALVE SOLD SEPARATELY

Image 3: The Moen Brantford Chrome Roman Tub Faucet Trim Kit installed on a tub deck, providing a visual of its integrated appearance and scale.





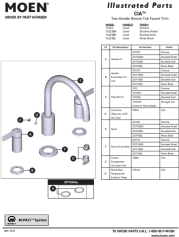


Image 4: A close-up of the Moen Brantford Chrome Roman Tub Faucet with water flowing from the spout, demonstrating its functional design.

Official Product Videos

Video 1: Moen Brand Video - This video provides an overview of the Moen brand, highlighting their commitment to water experiences and product design. It showcases various Moen products and their integration into daily life.

Related Documents - T4943

	<p>Moen Two-Handle Roman Tub Faucet Trim Kit with Hand Shower - Product Information</p> <p>Find essential information for the Moen Two-Handle Roman Tub Faucet Trim Kit with Hand Shower (Model INS10696A), including contact support, helpful tools, safety tips, and online registration instructions.</p>
	<p>Moen io™ Roman Tub Spout Installation Guide and Limited Lifetime Warranty</p> <p>Installation instructions, warranty details, and contact information for the Moen io™ Roman Tub Spout. Includes care tips and troubleshooting advice.</p>
	<p>Moen Two-Handle Roman Tub Faucet - Installation Guide & Product Information</p> <p>Discover the Moen Two-Handle Roman Tub faucet with this comprehensive guide. Find installation help, contact information, recommended tools, and online registration details for your Moen product.</p>
	<p>Moen Two Handle Roman Tub Faucet Installation Guide and Warranty Information (INS15188A)</p> <p>Step-by-step installation instructions, parts list, and limited lifetime warranty details for the Moen Two Handle Roman Tub faucet, model INS15188A. Includes contact information and product registration.</p>
	<p>Moen One-Handle Tub/Shower Trim Installation and Lifetime Warranty Guide</p> <p>Detailed installation instructions, care guidelines, and lifetime limited warranty information for Moen One-Handle Tub/Shower Trim models T2151, T2152, T2153, T62151, T62152, T62153. Includes parts list, contact information, and multilingual warranty details.</p>
	<p>Moen CIA™ Two-Handle Roman Tub Faucet Trim Illustrated Parts List</p> <p>Comprehensive illustrated parts list for the Moen CIA™ Two-Handle Roman Tub Faucet Trim. Find detailed information on models, kit numbers, finishes, and optional components. Order parts directly from Moen.</p>