

## Fellowes 79Ci

# Fellowes Powershred 79Ci Crosscut Paper Shredder User Manual

Model: 79Ci (3227919)

## 1. IMPORTANT SAFETY INSTRUCTIONS

Read all instructions before using the shredder. Keep this manual for future reference.

- Keep hands, jewelry, and loose clothing away from the paper entry slot.
- Keep hair away from the paper entry slot.
- Keep children and pets away from the shredder at all times.
- Unplug the shredder when not in use or before cleaning.
- Do not use aerosol products, petroleum-based lubricants, or other flammable products on or near the shredder.
- Do not shred metal objects, wet paper, or adhesive materials.
- The shredder is equipped with SafeSense Technology, which automatically disables the shredder when hands touch the paper opening.

## 2. PRODUCT OVERVIEW

The Fellowes Powershred 79Ci is a heavy-duty crosscut paper shredder designed for office and home use. It features 100% Jam-Proof technology and SafeSense protection for enhanced safety and efficiency.



Figure 1: Fellowes Powershred 79Ci Crosscut Paper Shredder.

### 3. SETUP

1. **Unpacking:** Carefully remove the shredder from its packaging. Retain packaging for future transport or storage.
2. **Placement:** Place the shredder on a flat, stable surface. Ensure adequate ventilation around the unit. The

shredder dimensions are approximately 13.8 x 18.5 x 23.1 inches.

3. **Power Connection:** Plug the power cord into a grounded electrical outlet.



Figure 2: The Fellowes Powershred 79Ci is designed to fit conveniently in various office and home environments.

## 4. OPERATION

### 4.1 Powering On/Off

Locate the power switch on the control panel. Set it to the 'ON' position to activate the shredder. The shredder will enter standby mode when not actively shredding.

### 4.2 Loading Documents

Insert materials into the paper entry slot. The shredder will automatically detect the material and begin shredding.

- **Paper:** The 79Ci can shred up to 16 sheets of 20lb bond paper per pass. Do not exceed this capacity to prevent jams.
- **Other Materials:** This shredder is capable of shredding staples, credit cards, paper clips, CDs/DVDs, and junk mail. Insert these items into the designated entry slot if separate, or directly into the main paper entry if



indicated by the machine.



Figure 3: The 79Ci can handle a variety of materials for comprehensive security.

### 4.3 Jam-Proof Technology (SafeSense)

The 79Ci features 100% Jam-Proof technology, which automatically detects and powers through tough jobs to prevent jams. Additionally, SafeSense Technology automatically stops shredding when hands or paws touch the paper opening, enhancing user safety.



Figure 4: SafeSense Technology provides immediate shutdown upon contact with the paper entry.

## 4.4 Continuous Run Time

The shredder can operate continuously for up to 20 minutes before requiring a cool-down period. This allows for efficient handling of multiple shredding tasks.



Figure 5: The shredder's efficient design supports extended operation.

## 4.5 Quiet Operation

The 79Ci is designed for ultra-quiet operation, making it suitable for shared workspaces without causing significant disruption.

## 4.6 Security Level

This crosscut shredder provides Level P-4 security, tearing paper into 5/32 x 1-1/2 inch particles for enhanced data protection.



# CROSS-CUT

For Superior Security and  
Less Bin Emptying

Figure 6: Cross-cut particles offer superior security and reduce bin emptying frequency.

## 4.7 Product Video

Video 1: Official overview of the Fellowes 79Ci Cross Cut Shredder, demonstrating its features and operation.

## 5. MAINTENANCE

### 5.1 Emptying the Waste Bin

The shredder features a 6-gallon pull-out waste bin. An LED bin-full indicator will illuminate when the bin needs to be emptied. Pull out the bin, dispose of the shredded material, and slide the bin back into place until it clicks securely.



# LARGER CAPACITY, EASY TO EMPTY BIN



Figure 7: The 6-gallon bin holds a significant volume of shredded material.

## 5.2 Oiling the Shredder

To maintain optimal performance and extend the life of the shredder, it is recommended to oil the cutting blades regularly. Apply a small amount of shredder oil (or vegetable oil) across the paper entry slot and then run the shredder in forward mode for a few seconds. This should be done after emptying the waste bin or after approximately 30 minutes of cumulative shredding.

## 6. TROUBLESHOOTING

- **Paper Jam:** If a paper jam occurs, the 100% Jam-Proof technology will attempt to clear it automatically. If the jam persists, use the reverse function to back out the paper, remove the excess material, and then re-feed a smaller quantity.
- **Overheating:** If the shredder runs for its maximum continuous run time (20 minutes) or is overloaded, it may overheat and automatically shut down. Allow the shredder to cool down for approximately 30 minutes before resuming operation.
- **Bin Full Indicator:** If the LED bin-full indicator is illuminated, empty the waste bin as described in the Maintenance section.

- **Door Open Indicator:** Ensure the waste bin is fully inserted and the shredder head is properly seated. The shredder will not operate if the bin is not correctly closed.



## 7. SPECIFICATIONS

Feature	Specification
Product Dimensions	13.8 x 18.5 x 23.1 inches
Item Weight	28.2 pounds
Model Number	3227919
Cut Type	Cross Cut
Sheet Capacity	16 sheets
Bin Capacity	6 Gallons
Security Level	P-4
Continuous Run Time	20 minutes
Shreds Materials	Paper, Staples, Credit Cards, Paper Clips, CDs/DVDs, Junk Mail


## 8. WARRANTY AND SUPPORT

The Fellowes Powershred 79Ci is backed by a 2-year product and service warranty, and a lifetime warranty on the cutters. For warranty claims, technical support, or further assistance, please refer to the contact information provided on your product packaging or visit the official Fellowes website.

### Related Documents - 79Ci


	<p><a href="#">Fellowes Powershred 79Ci Paper Shredder User Manual &amp; Safety Guide</a></p> <p>Comprehensive user manual and safety guide for the Fellowes Powershred 79Ci paper shredder. Learn about its features, operation, maintenance, troubleshooting, and warranty.</p>
	<p><a href="#">Fellowes Powershred 79Ci Cross-Cut Shredder Manual</a></p> <p>User manual for the Fellowes Powershred 79Ci cross-cut shredder, detailing setup, operation, advanced features like Jam Proof and SafeSense, maintenance, troubleshooting, and warranty information.</p>





[Fellowes Powershred 79Ci Shredder Manual and Safety Instructions](#)

Comprehensive guide to the Fellowes Powershred 79Ci shredder, including setup, operation, safety instructions, maintenance, troubleshooting, and warranty information.



[Fellowes POWERSHRED 73Ci Paper Shredder Manual - Operation, Maintenance, and Safety](#)

Comprehensive guide for the Fellowes POWERSHRED 73Ci paper shredder, covering operation, safety instructions, maintenance, troubleshooting, and warranty information. Features SafeSense® and Jam Proof technology.



[Fellowes PS-79Ci Shredder: User Manual, Features, and Safety Guide](#)

Comprehensive guide to the Fellowes PS-79Ci shredder, covering setup, operation, advanced features like Jam Proof and SafeSense technology, maintenance, troubleshooting, and warranty information. Learn how to use and maintain your Fellowes shredder for optimal performance.



[Fellowes POWERSHRED 225Mi Micro-Cut Shredder: Operation, Safety, and Maintenance Guide](#)

A comprehensive guide to the Fellowes POWERSHRED 225Mi micro-cut shredder, detailing its features like SafeSense® Technology and Jam Proof System, operational procedures, essential safety instructions, product maintenance, troubleshooting, and limited warranty information.