

Bush Furniture WC8427A

Bush Business Furniture Series A 48W Corner Desk User Manual

Model: WC8427A

1. INTRODUCTION

This manual provides essential information for the assembly, operation, maintenance, and care of your Bush Business Furniture Series A 48W Corner Desk. Please read these instructions carefully before proceeding with assembly or use to ensure proper setup and longevity of your product.



Image 1.1: Front view of the Bush Business Furniture Series A 48W Corner Desk. This image displays the overall design of the desk, featuring its corner configuration and C-leg base in a slate finish.

2. PRODUCT FEATURES

The Series A 48W Corner Desk is designed for efficiency and durability in various office environments. Key features include:

- **Space-Saving Design:** Optimized for corner placement to maximize available workspace.
- **Durable Construction:** Features a scratch-resistant thermally fused laminate surface and thick end panels for commercial-grade quality.
- **Wire Management:** Integrated grommets help keep cables organized and out of sight.
- **C-Leg Design:** Provides ample legroom and a stable foundation.
- **Adjustable Levelers:** Sturdy feet with adjustable levelers ensure stability on uneven flooring.

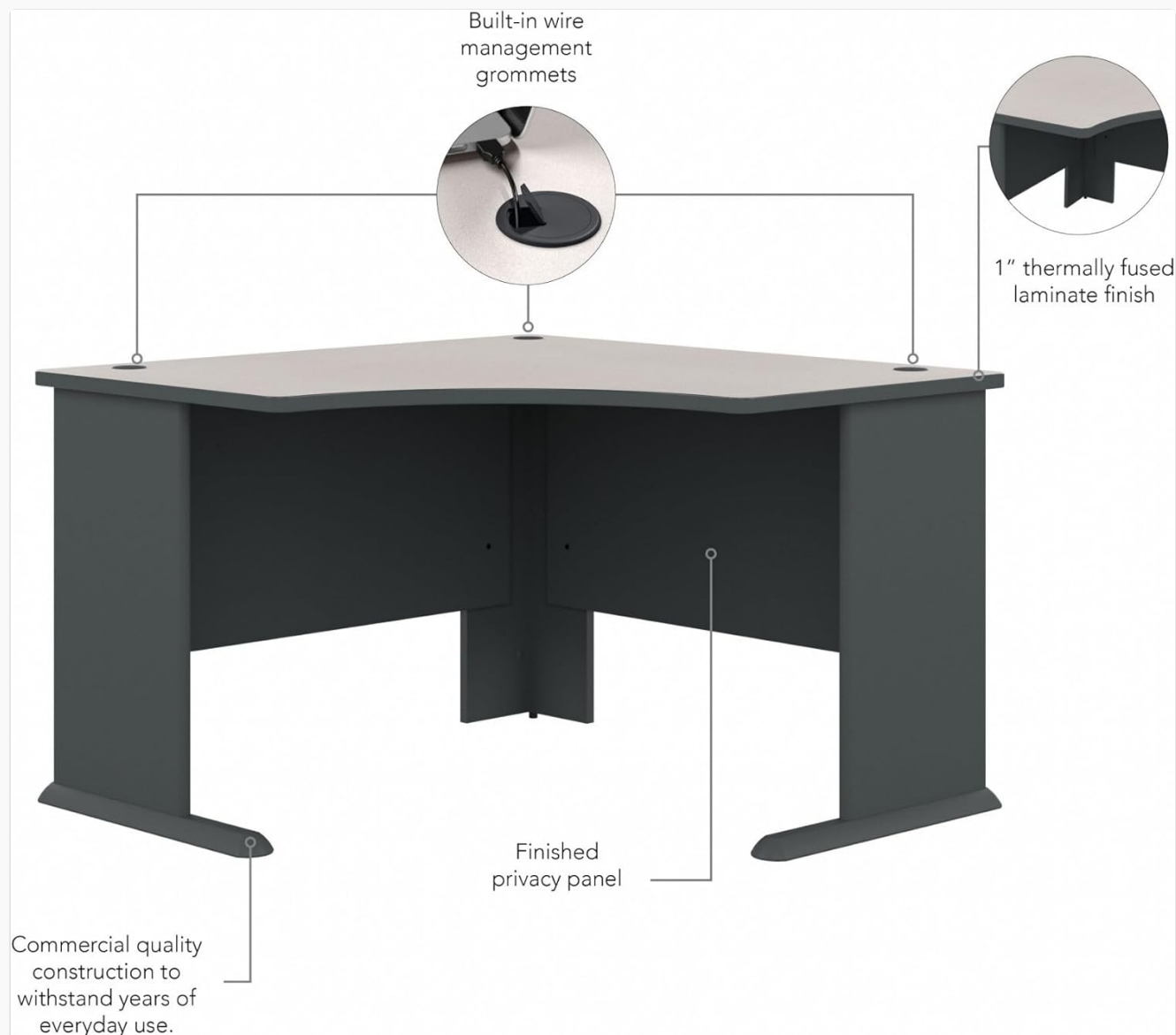


Image 2.1: Diagram illustrating key features of the desk, including built-in wire management grommets, 1-inch thermally fused laminate finish, a finished privacy panel, commercial quality construction, and the C-leg design.



Image 2.2: A close-up view of the built-in wire management grommet, demonstrating how cables can be routed through the desk surface for a tidy workspace.

3. ASSEMBLY INSTRUCTIONS

The Bush Business Furniture Series A 48W Corner Desk requires assembly. An instruction manual is included with your purchase. Please follow the detailed steps provided in that manual for proper and safe assembly.

3.1. General Assembly Guidelines

- **Review All Parts:** Before starting, unpack all components and verify against the parts list in your included manual.
- **Clear Workspace:** Ensure you have a spacious, clean, and level area for assembly.
- **Tools Required:** Gather any necessary tools as specified in your manual (e.g., screwdriver, hammer).
- **Team Assembly:** For larger components, it is recommended to have two people for assembly to prevent damage or injury.
- **Do Not Overtighten:** Tighten fasteners securely, but avoid overtightening to prevent stripping or damaging

materials.

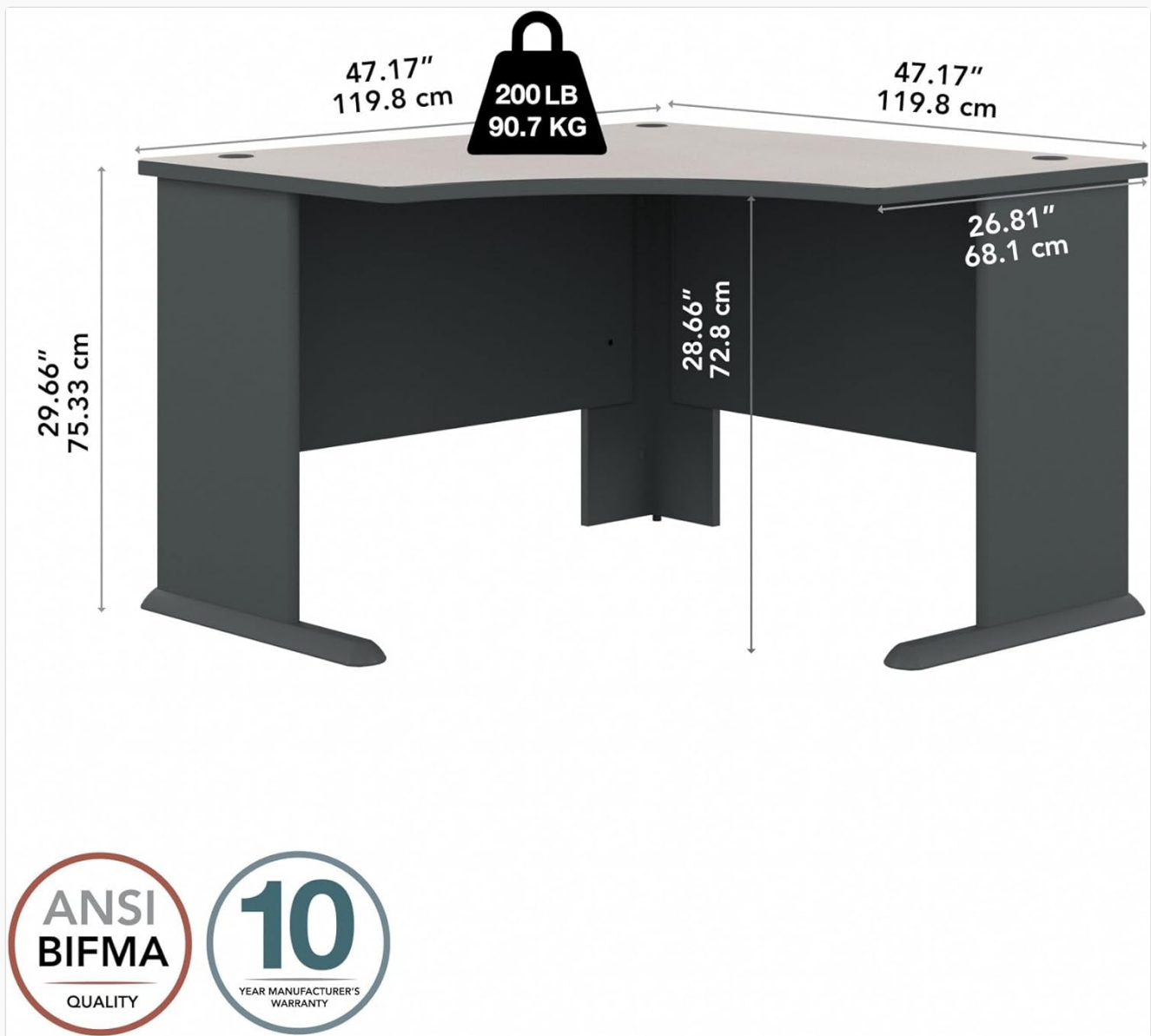


Image 3.1: This diagram provides the key dimensions of the desk, including its depth, width, and height, along with a maximum weight recommendation of 200 lbs (90.7 kg). Refer to these dimensions for planning your workspace.

4. USAGE GUIDELINES

Once assembled, your Series A Corner Desk is ready for use. Consider the following guidelines for optimal functionality:

- **Workspace Organization:** Utilize the corner design to create an efficient layout for monitors, keyboards, and other office equipment.
- **Cable Management:** Route power cords and data cables through the integrated wire management grommets to maintain a clean and hazard-free work surface.
- **Weight Capacity:** Do not exceed the maximum weight recommendation of 200 pounds (90.7 kg) on the desk surface. Distribute weight evenly.
- **Leveling:** Periodically check and adjust the desk's levelers to ensure stability, especially if the desk is moved or placed on an uneven floor.



Image 4.1: The corner desk configured in an office environment, showcasing its capacity to accommodate dual monitors and other office essentials while maintaining a spacious work area.

5. CARE AND MAINTENANCE

Proper care and maintenance will help preserve the appearance and extend the lifespan of your Bush Business Furniture Series A Corner Desk.

- **Cleaning:** Wipe the desk surfaces with a damp cloth. Avoid using harsh chemicals, abrasive cleaners, or polishes that may damage the laminate finish.
- **Spills:** Clean up spills immediately to prevent staining or damage to the surface.
- **Heat and Moisture:** Avoid placing hot items directly on the surface. Use coasters or protective pads for beverages. Protect the desk from excessive moisture.
- **Sunlight Exposure:** Prolonged exposure to direct sunlight may cause fading or discoloration over time.

6. TROUBLESHOOTING

This section addresses common issues you might encounter with your desk.

- **Desk Wobbles:** Ensure all assembly fasteners are securely tightened. Adjust the levelers on the feet to compensate for uneven flooring.
- **Surface Damage:** Minor scratches on the laminate surface can sometimes be minimized with a furniture repair kit designed for laminate. For significant damage, contact customer support.
- **Missing Parts:** If you discover missing components during assembly, refer to the parts list in your included manual and contact customer service for assistance.

7. SPECIFICATIONS

Detailed specifications for the Bush Business Furniture Series A 48W Corner Desk:

Attribute	Detail
Model Number	WC8427A
Product Dimensions (D x W x H)	47.17"D x 47.17"W x 29.66"H
Item Weight	112.1 Pounds
Maximum Weight Recommendation	200 Pounds
Color	Slate (Top Color: Slate/White Spectrum)
Base Material	Engineered Wood
Top Material Type	Engineered Wood
Finish Type	White Spectrum and Slate
Leg Style	C-Leg
Tabletop Thickness	1 Inch
Required Assembly	Yes
Product Care Instructions	Wipe with Damp Cloth
Product Grade	Commercial
Manufacturer	Bush Furniture

8. WARRANTY INFORMATION

The Bush Business Furniture Series A 48W Corner Desk is backed by a **10 Year Manufacturer's Warranty**. This warranty covers defects in materials and workmanship under normal use. Please retain your proof of purchase for warranty claims. For full details regarding warranty coverage, terms, and conditions, refer to the documentation included with your product or contact Bush Furniture customer service.

9. CUSTOMER SUPPORT

For assembly assistance, missing parts, or any other inquiries regarding your Bush Business Furniture Series A

48W Corner Desk, please contact our consumer service department:

Phone: 800-950-4782

Please have your model number (WC8427A) and proof of purchase available when contacting support.



© 2025 Bush Business Furniture. All rights reserved.


Related Documents - WC8427A

	<p>Bush Business Furniture 48W Corner Desk Assembly Guide</p> <p>Comprehensive assembly guide for the Bush Business Furniture 48W Corner Desk. Includes detailed steps, parts list, and safety information for models SDD148SG, SDD148PG, SDD148WH, WC57466, WC90466A, and WC8427A.</p>
	<p>GreenForest BEET-DC L-Shaped Desk Assembly Instructions</p> <p>Detailed assembly instructions for the GreenForest BEET-DC L-shaped corner computer desk, including parts list, assembly steps, and warranty information.</p>
	<p>Corrigan Studio L-Shaped Desk Assembly Instructions</p> <p>Comprehensive guide for assembling the Corrigan Studio L-shaped desk (model cehg7170), featuring step-by-step instructions, parts list, and hardware details for home office or gaming use.</p>
	<p>Costway HW67176 L-Shaped Corner Computer Desk Assembly Guide</p> <p>User manual for the Costway HW67176 L-Shaped Corner Computer Desk. Includes parts list, hardware, and step-by-step assembly instructions for easy setup.</p>
	<p>IFANNY Computer Desk Assembly Guide and Care Instructions</p> <p>Comprehensive assembly guide for the IFANNY Computer Desk, including parts identification, hardware list, step-by-step assembly instructions, maximum load specifications, and essential care and maintenance tips for wooden furniture.</p>

[Office Desk Assembly Manual for MSCD4V and MSCD4DG](#)

Comprehensive instruction manual for assembling the MSCD4V and MSCD4DG office desks, including important safety information, a detailed parts list, step-by-step assembly guides for two configuration options, and instructions for using the integrated LED light strip with its remote control. This guide ensures proper setup and safe use of your new L-shaped computer desk.

Documents - Bush Furniture – WC8427A



[\[pdf\]](#) Instructions Catalog Price List

2021 PRICE LIST BBF disclaims all liability if product is assembled or used in a manner other than as specified this price list and the assembly use instructions provided PRICER s7d5 scene7 content BushIndustriesInc with

UPDATED 1.01.21 2021 PRICE LIST EASY FAST AFFORDABLE Your style. Your space. Your comfort. Com ... Cube ft. UPS/ Fed Ex List Price Pewter Natural Cherry Slate Hansen Cherry WC14566 WC57466 **WC8427A** 113 4.7 Yes 558.00 WC90466A Left Corner Desk Sturdy 1 inch thick work surface and end p...

lang:en score:15 filesize: 23.47 M page_count: 102 document date: 2021-01-22