

## Manuals+

[Q & A](#) | [Deep Search](#) | [Upload](#)

[manuals.plus](#) /

- › [SHOUT](#) /
- › [Shout Active Enzyme Laundry Stain Remover Spray User Manual](#)

**SHOUT 652463**

# Shout Active Enzyme Laundry Stain Remover Spray User Manual

Brand: SHOUT | Model: 652463

## 1. PRODUCT OVERVIEW

The Shout Active Enzyme Laundry Stain Remover is a triple-acting formula designed to effectively remove a wide range of everyday stains from color-fast, machine-washable fabrics. Its unique formulation allows it to cling to fabric stains, penetrate them quickly upon application, and lift them off during the washing cycle. This product is 50 times more concentrated than in-wash powder when applied directly to the stain, making it highly effective against common stains such as food, grass, dirt, and blood.



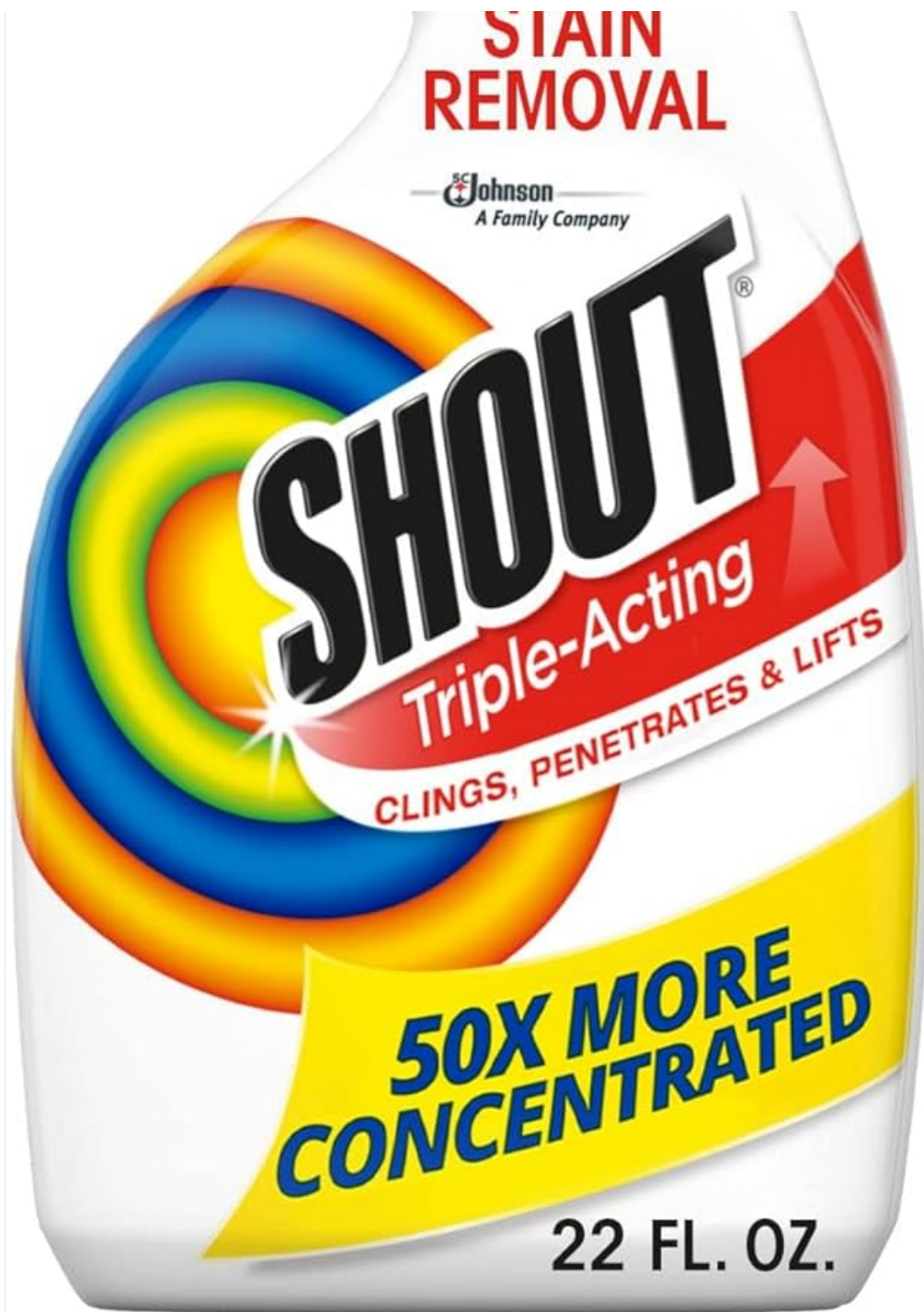


Figure 1: Shout Active Enzyme Laundry Stain Remover Spray, 22 fl. oz. bottle.

The product is safe for all colorfast washables and can be used in all water temperatures, including high-efficiency (HE) and standard washing machines. The bottle itself, excluding the trigger and label, is made from 25% Post Consumer Recycled plastic.

## 2. SAFETY INFORMATION

Always read and follow the instructions on the product label before use. Keep this product out of reach of children and pets. Avoid contact with eyes. In case of eye contact, flush thoroughly with water. If irritation persists, seek medical attention.

### Ingredients:

Water, Ethoxylated Alcohol, Citric Acid, Sodium Hydroxide, Sodium Borate, Acrylic Copolymer, Polyacrylate Polymer, Methylchloroisothiazolinone, Methylisothiazolinone, Subtilisin, Fragrance, Dodecanol, SCJ Formula 35 35249.

### Legal Disclaimer:

Statements regarding dietary supplements have not been evaluated by the FDA and are not intended to diagnose, treat, cure, or prevent any disease or health condition. This product is for laundry stain removal only and should not be ingested or used for any other purpose.

### 3. SETUP

Before first use, ensure the spray nozzle is in the "ON" position. To do this, locate the nozzle at the top of the bottle and rotate it until the spray opening is visible and aligned with the front of the bottle. After use, rotate the nozzle back to the "OFF" position to prevent accidental spraying and leakage.





Figure 2: Ensure the spray nozzle is set to "ON" before use.

#### 4. OPERATING INSTRUCTIONS

Follow these steps for effective stain removal:

1. **Prepare the Fabric:** Lay the stained fabric flat on a clean, non-absorbent surface.
2. **Apply Shout:** Turn the nozzle to "ON". Spray the Shout Triple-Acting formula directly onto the stain, ensuring the stain is fully covered.





Figure 3: Spray the stain remover directly onto the affected area.

3. **Allow to Penetrate:** For best results, allow the product to penetrate the stain for 1 to 5 minutes. For tougher or dried-in stains, you may let it sit overnight or longer before washing. The formula is designed to cling to the fabric, allowing for deep penetration.
4. **Rub (Optional):** For very stubborn stains, gently rub the treated area to help the formula work into the fibers.
5. **Wash as Normal:** Wash the garment in the warmest water recommended for the fabric. Shout is safe for all colorfast washables and works in all water temperatures. Do not mix with bleach or other household cleaners.
6. **Check Results:** After washing, check the garment for stain removal. Most stains will disappear.

This formula is tough on stains but gentle on your fabrics, helping to keep your clothes looking fresh.





Figure 4: Shout is tough on stains yet gentle on fabric.

## 5. MAINTENANCE

Store the Shout Active Enzyme Laundry Stain Remover in a cool, dry place, away from direct sunlight and extreme temperatures. Ensure the spray nozzle is in the "OFF" position when not in use to prevent leakage and maintain product integrity. Keep the bottle upright to avoid spills.





Figure 5: Proper storage helps maintain product effectiveness.

## 6. TROUBLESHOOTING

### Stubborn or Dried-in Stains:

If a stain does not completely disappear after the first wash, you may re-treat the garment. Apply Shout again, ensuring full coverage, and allow it to penetrate for a longer period (e.g., several hours or overnight) before re-washing. Always check the garment before placing it in a dryer, as heat can set stains permanently.

### Fabric Discoloration:

Shout is safe for all colorfast washables. If you are unsure about the colorfastness of a fabric, test the product on an inconspicuous area first (e.g., an inside seam) before applying to the main stain. Do not use on silk, wool, or dry-clean only fabrics.

## 7. SPECIFICATIONS

Product Specifications

Brand	SHOUT
Model Number	652463
Item Form	Spray
Scent	Fresh
Specific Uses	Stain Remover
Material Feature	Concentrated
Product Dimensions	4.1 x 2.6 x 10.1 inches
Item Weight	1.43 Pounds
Manufacturer	SC Johnson
Date First Available	November 14, 2012

8. SUPPORT INFORMATION

For any questions, comments, or further assistance regarding your Shout Active Enzyme Laundry Stain Remover, please contact SC Johnson & Son, Inc. directly.



Customer Service Phone: 1-800-558-5252

Website: [www.shoutitout.com](http://www.shoutitout.com)




©2020 S.C. Johnson & Son, Inc. Racine, WI 53403-2236 U.S.A.

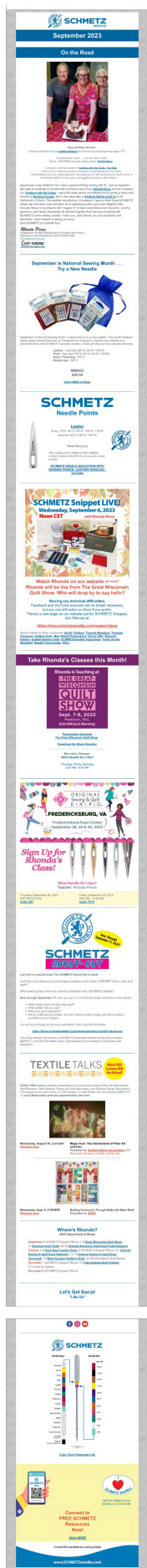
This manual provides instructions for the proper use and care of Shout Active Enzyme Laundry Stain Remover Spray.

Related Documents - 652463

	<p><a href="#">SHOUT nano 100 User Guide - NAL Research</a></p> <p>Comprehensive user guide for the NAL Research SHOUT nano 100 satellite tracking device, covering setup, features, operation, and technical specifications.</p>
	<p><a href="#">Throwback Twist N' Shout Vintage Wireless Speaker Operation Manual</a></p> <p>Operation manual for the Throwback Twist N' Shout vintage wireless speaker, detailing pairing instructions, safety guidelines, product diagrams, specifications, and internal battery care.</p>



	<p><a href="#">SHOUT ns User Guide - NAL Research Corporation</a></p> <p>Comprehensive user guide for the NAL Research SHOUT ns tracker, detailing its features, setup, configuration, communication links, software integration, and technical specifications. Learn how to deploy and manage this Iridium-based GPS tracking device for asset and personnel tracking.</p>
	<p><a href="#">NAL Research SHOUT ns: Satellite Tracker Overview and User Guide</a></p> <p>Explore the NAL Research SHOUT ns, a robust, low-power Iridium satellite tracking device. This document details its specifications, features like GPS and Bluetooth, configuration options, and applications for asset management and emergency communication.</p>
	<p><a href="#">FCC Radio Test Report for SHOUT Dual Mode WiFi/Bluetooth Smart Speaker (Model IS0101)</a></p> <p>This FCC Radio Test Report details the compliance testing for the SHOUT Dual Mode WiFi/Bluetooth Smart Speaker, Model IS0101, conducted by BTL Inc. It covers various emission tests and specifications according to FCC Part 15, Subpart C.</p>



[SCHMETZ September 2023 Newsletter: Sewing Needle Innovations and Industry News](#)

Explore the September 2023 SCHMETZ newsletter, featuring the latest in sewing needle technology, industry insights, and company updates for professionals and enthusiasts.