

Dodge Stratus

1999 Dodge Stratus Owner's Manual

Comprehensive Guide for Your 1999 Dodge Stratus Vehicle

INTRODUCTION TO YOUR OWNER'S MANUAL

This owner's manual is an essential resource for understanding the operation, maintenance, and features of your 1999 Dodge Stratus. It contains vital information to ensure safe and efficient use of your vehicle, as well as details on various systems and components.

Familiarizing yourself with the contents of this manual will help you maximize your driving experience and maintain your vehicle's performance and longevity.



Image: A complete set of manuals for the 1999 Dodge Stratus, including the main owner's manual, a black protective sleeve, warranty information, roadside assistance guide, and owner's rights supplement.

GETTING STARTED WITH YOUR MANUAL

To begin, locate the main 1999 Stratus Owner's Manual. This primary document covers the core functions and features of your vehicle. Supplementary documents provide additional specific information.




Image: A close-up view of the cover of the "1999 Stratus Owner's Manual" featuring the Dodge Ram logo and "The New Dodge" text.

The manual is typically organized into chapters or sections, each addressing a specific aspect of the vehicle. Use the internal headings and any provided index to quickly find the information you need.



Image: A black faux leather protective sleeve, embossed with "DaimlerChrysler Corporation", designed to hold the owner's manual and other documents.

OPERATING YOUR VEHICLE

This section of the manual details the proper operation of your 1999 Dodge Stratus. It covers:

- **Starting and Stopping Procedures:** Instructions for ignition, engine start, and shutdown.
- **Dashboard Controls and Indicators:** Explanation of all gauges, warning lights, and control buttons.
- **Driving Features:** Information on transmission, braking system, steering, and other driving aids.
- **Comfort and Convenience:** Details on climate control, audio system, seating adjustments, and interior features.
- **Safety Features:** Comprehensive guide to airbags, seatbelts, child restraints, and other safety systems.

MAINTENANCE AND CARE

Regular maintenance is crucial for the longevity and performance of your Dodge Stratus. The manual provides schedules and instructions for:

- **Scheduled Maintenance:** Recommended service intervals for oil changes, tire rotations, and inspections.
- **Fluid Checks:** How to check and replenish engine oil, coolant, brake fluid, and power steering fluid.
- **Tire Care:** Information on tire pressure, rotation, and replacement.
- **Battery Maintenance:** Tips for maintaining your vehicle's battery.
- **Light Bulb Replacement:** Instructions for replacing exterior and interior light bulbs.



Image: A blue and white manual titled "Michelin Passenger & Light Truck Tire Owners' Manual & Limited Warranty," featuring the Michelin Man logo. This supplement provides specific information regarding tire care and warranty.

TROUBLESHOOTING COMMON ISSUES

This section helps you diagnose and address minor issues that may arise with your vehicle. It typically includes:

- **Warning Light Explanations:** What various dashboard warning lights indicate and recommended actions.
- **Basic Problem Solving:** Solutions for common issues like a dead battery, flat tire, or minor electrical problems.
- **Emergency Procedures:** Guidance for situations such as overheating, loss of power, or brake failure.

VEHICLE SPECIFICATIONS

The manual provides detailed specifications for your 1999 Dodge Stratus, including:

- **Engine Specifications:** Type, displacement, horsepower, and torque.
- **Fluid Capacities:** Recommended volumes for engine oil, coolant, fuel, etc.
- **Tire and Wheel Information:** Recommended tire sizes and pressures.
- **Dimensions and Weights:** Vehicle length, width, height, and curb weight.

WARRANTY AND SUPPORT INFORMATION

Your owner's manual package includes important documents regarding warranty coverage and available support services.

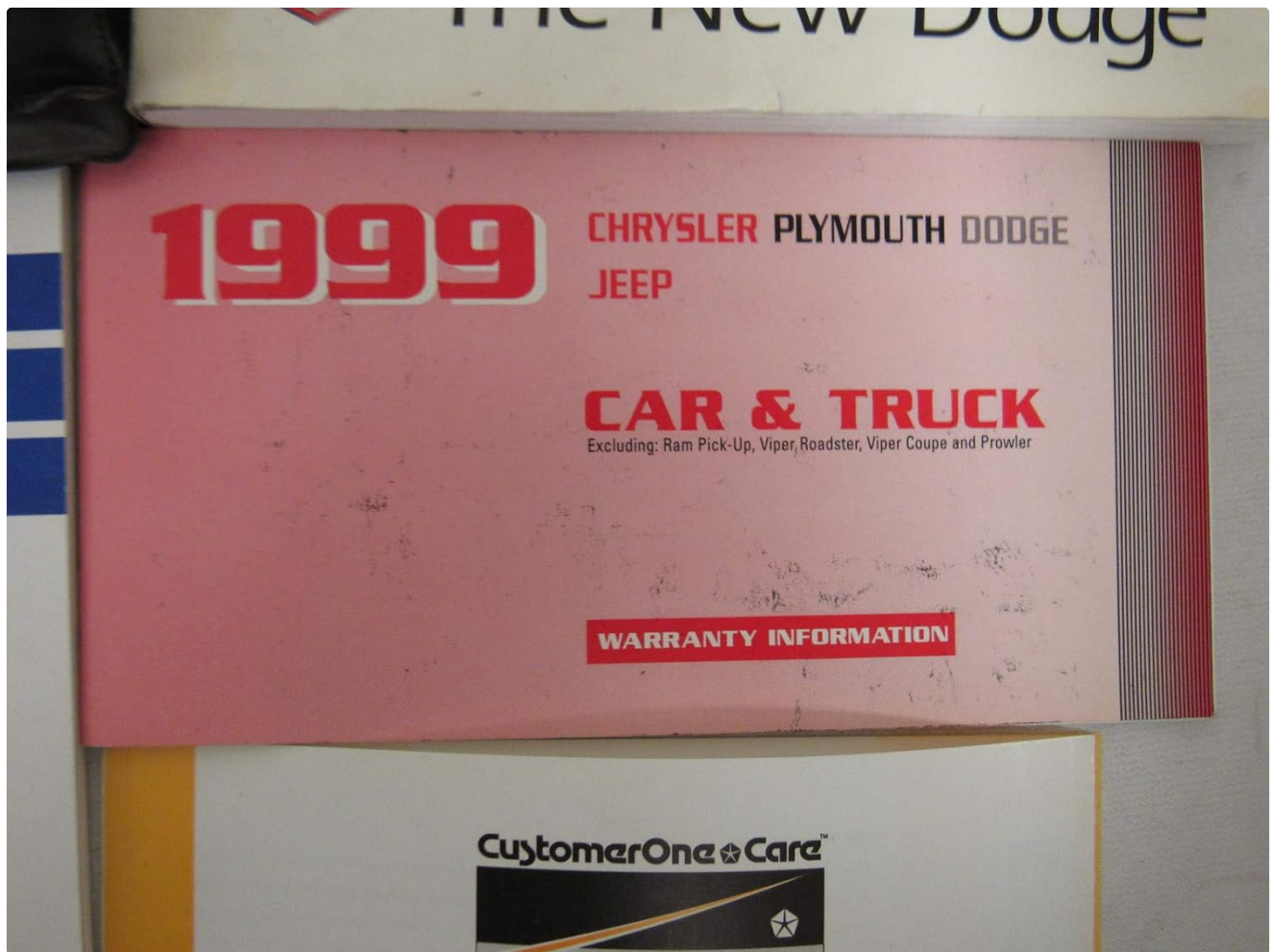


Image: A pink manual titled "1999 Chrysler Plymouth Dodge Jeep Car & Truck Warranty Information," providing details on the vehicle's warranty coverage.

Owner's Rights and Lemon Laws

A dedicated supplement outlines your rights as a vehicle owner, including information on state-specific lemon laws, which protect consumers from defective vehicles.

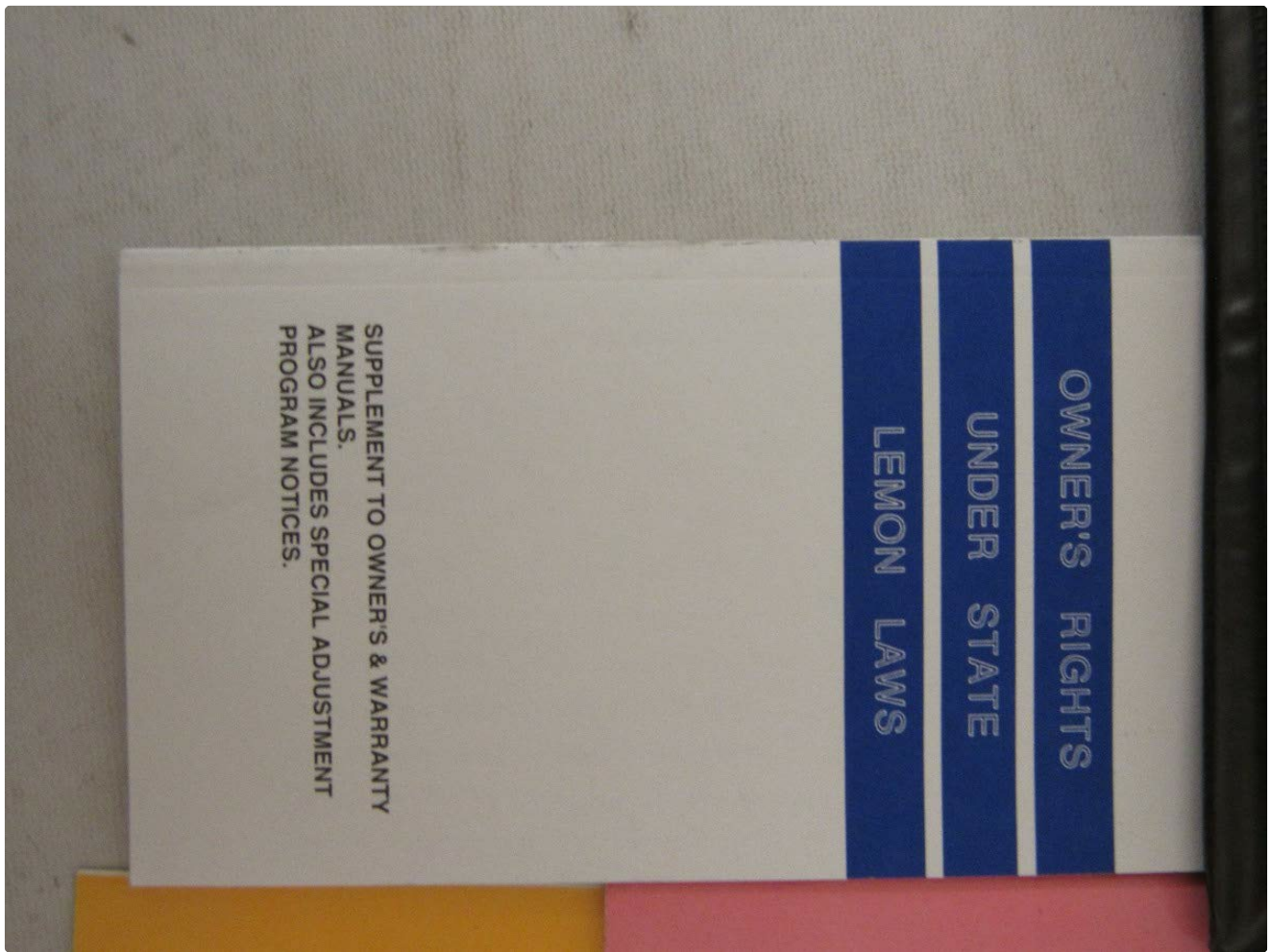


Image: A white and blue supplement titled "Owner's Rights Under State Lemon Laws," detailing consumer protections for vehicle owners.

Roadside Assistance

The manual package also includes information on roadside assistance programs available for your vehicle, providing support in case of breakdowns or emergencies.

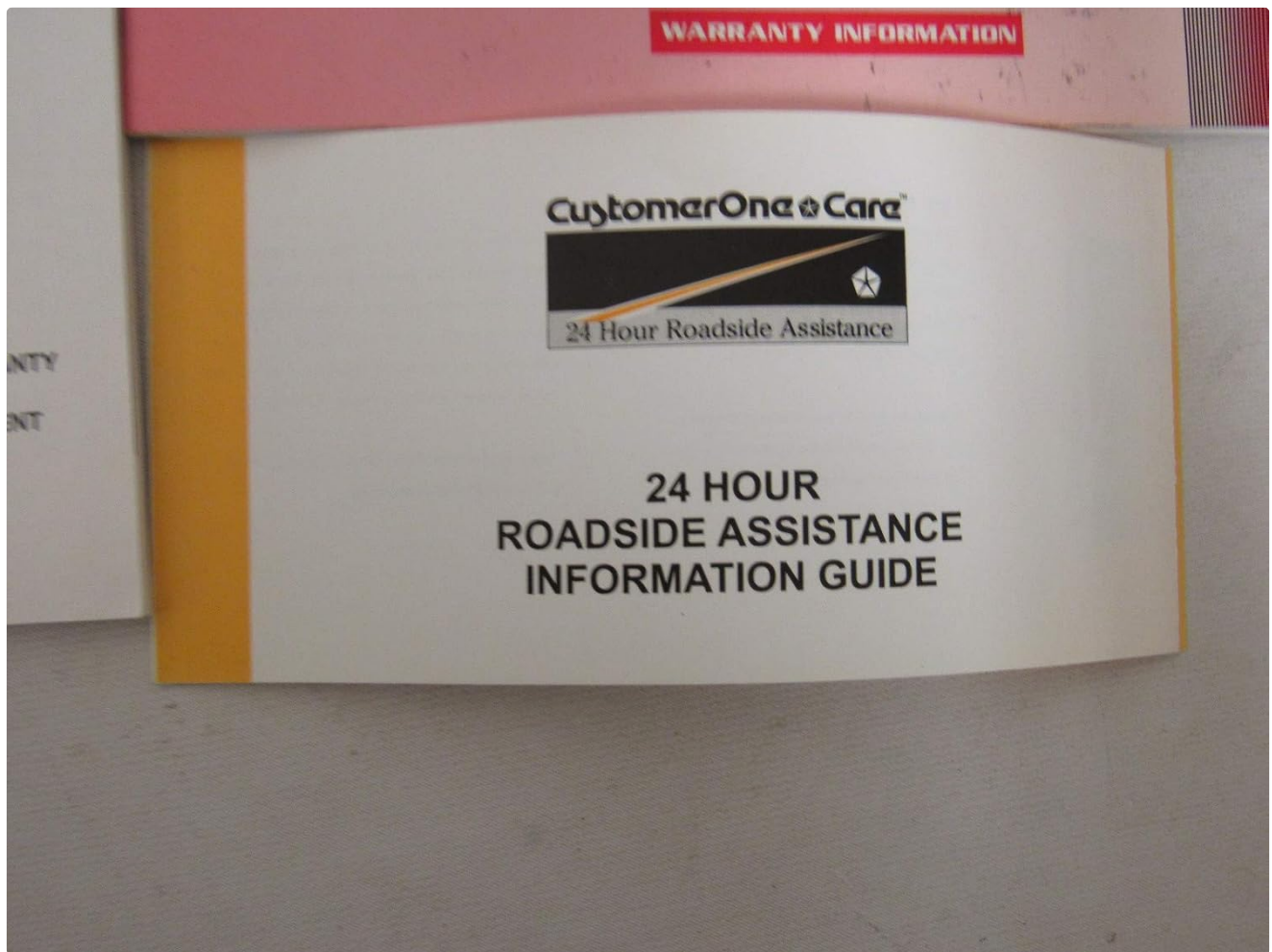







Image: A white and yellow guide titled "CustomerOne eCare 24 Hour Roadside Assistance Information Guide," outlining services available for vehicle support.

For further assistance or specific inquiries not covered in detail within this manual, please refer to the contact information provided within the original manual set or contact an authorized Dodge service center.

© 1999 Dodge. All rights reserved. This manual is for informational purposes only.

Related Documents - Stratus

	<p>Stratus 3i Installation Guide</p> <p>This guide provides comprehensive instructions for installing the Stratus 3i portable ADS-B In receiver. It covers component identification, wiring procedures, transponder configuration, and troubleshooting via LED indicator status.</p>
--	--

	<p>2024 Dodge Hornet Owner's Manual</p> <p>Comprehensive owner's manual for the 2024 Dodge Hornet, covering operation, maintenance, safety features, and troubleshooting. Learn about your vehicle's systems, controls, and how to ensure a safe and enjoyable driving experience.</p>
	<p>Dodge Neon Interior Door Handle Kit Installation and Removal Instructions</p> <p>Step-by-step guide for installing and removing the interior door handle kit for 1999-1995 Dodge Neon models, including required tools and kit contents.</p>
	<p>Dodge Neon 1999-95 Interior Door Handle Kit Installation and Removal Instructions</p> <p>Step-by-step guide for installing and removing the interior door handle kit for 1999-95 Dodge Neon vehicles. Includes parts list, required tools, and detailed instructions.</p>
	<p>2016 Dodge Durango, Journey, and Grand Caravan Brochure Features & Specs</p> <p>Explore the 2016 Dodge Durango, Journey, and Grand Caravan. Discover detailed features, specifications, interior and exterior options, and buyer's guides for Dodge's SUV and minivan lineup.</p>
	<p>2011 Dodge Charger User Guide</p> <p>Comprehensive user guide for the 2011 Dodge Charger, covering vehicle features, operation, safety, maintenance, and electronics. Provided by Chrysler Group LLC.</p>