

Manuals+

[Q & A](#) | [Deep Search](#) | [Upload](#)

manuals.plus /

- › [Ford](#) /
- › [Official User Manual for the 2004 Ford Expedition Owner's Manual](#)

Ford Expedition

Official User Manual for the 2004 Ford Expedition Owner's Manual

Guidance on Navigating Your Vehicle's Documentation

1. INTRODUCTION TO YOUR OWNER'S MANUAL

The 2004 Ford Expedition Owner's Manual is an essential resource for understanding and operating your vehicle. This comprehensive guide provides detailed instructions, safety information, maintenance schedules, and troubleshooting tips specific to the 2004 Ford Expedition model. Familiarizing yourself with its contents will ensure safe and efficient use of your vehicle.




Image 1.1: Front cover of the 2004 Ford Expedition Owner's Guide. This image displays the primary cover of the manual,

featuring the vehicle model and title, indicating its purpose as the main instructional document for the 2004 Ford Expedition.

2. GENERAL MANUAL OVERVIEW

The owner's manual is typically organized into several chapters or sections, each dedicated to a specific aspect of the vehicle. These sections are designed to help you quickly locate information on various topics, from basic controls to advanced features and emergency procedures. The manual's structure allows for easy navigation to specific topics of interest.



Image 2.1: Back cover of the 2004 Ford Expedition Owner's Guide. This image shows the rear of the manual, which typically includes publication details, part numbers, and a barcode, providing identification for the specific edition of the owner's guide.

3. SETUP AND INITIAL FAMILIARIZATION

To begin using your 2004 Ford Expedition, locate the "Quick Reference Guide" often included with the main owner's manual. This guide provides a concise overview of essential controls and functions, allowing for immediate familiarization with your vehicle. For detailed setup procedures, such as adjusting seating positions, setting mirrors, or understanding dashboard indicators, refer to the relevant sections within the main manual.

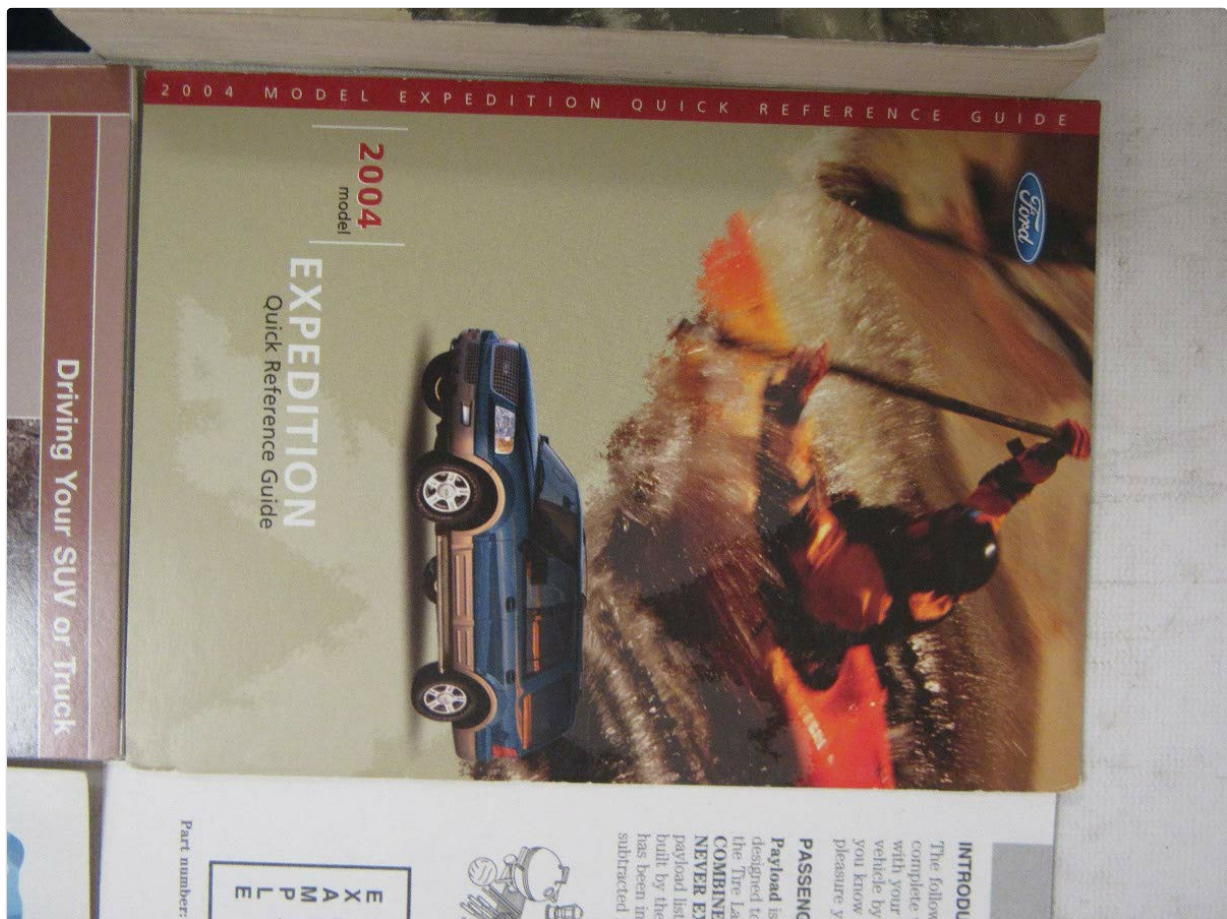


Image 3.1: Cover of the 2004 Ford Expedition Quick Reference Guide. This image displays the cover of a supplementary guide designed for rapid access to key vehicle information and common operations.

4. OPERATING YOUR VEHICLE

This section of the owner's manual covers all aspects of driving and operating your 2004 Ford Expedition. It includes instructions on starting and stopping the engine, using the transmission, engaging four-wheel drive (if equipped), and operating various comfort and convenience features like climate control, audio system, and lighting. Detailed explanations of warning lights and indicators are also provided to ensure safe operation.




Image 4.1: Cover of the 'Driving Your SUV or Truck' guide. This image shows a specialized guide that provides advice and instructions tailored for operating an SUV or truck, likely covering specific driving conditions or features relevant to the Expedition.

5. MAINTENANCE AND CARE

The maintenance section outlines the recommended service intervals and procedures necessary to keep your 2004 Ford Expedition in optimal condition. This includes information on fluid checks, tire rotation, filter replacements, and other routine maintenance tasks. A separate "Scheduled Maintenance Guide" may also be provided for easy reference to service schedules.



Image 5.1: Cover of the 2004 model year Scheduled Maintenance Guide. This image displays the cover of a dedicated guide detailing the recommended maintenance schedule for the vehicle, crucial for long-term vehicle health.

6. TROUBLESHOOTING COMMON ISSUES

Should you encounter any issues with your vehicle, the troubleshooting section offers guidance on identifying and resolving common problems. This includes advice on what to do if a warning light illuminates, engine starting difficulties, or issues with electrical components. It also provides information on emergency procedures, such as changing a flat tire or jump-starting the vehicle.

7. VEHICLE SPECIFICATIONS

Detailed technical specifications for the 2004 Ford Expedition, including engine type, fluid capacities, tire sizes, and load limits, can be found in the specifications section. This information is crucial for proper maintenance and ensuring the vehicle operates within its design parameters. Pay close attention to the "Tire and Load Information" for safe loading practices.

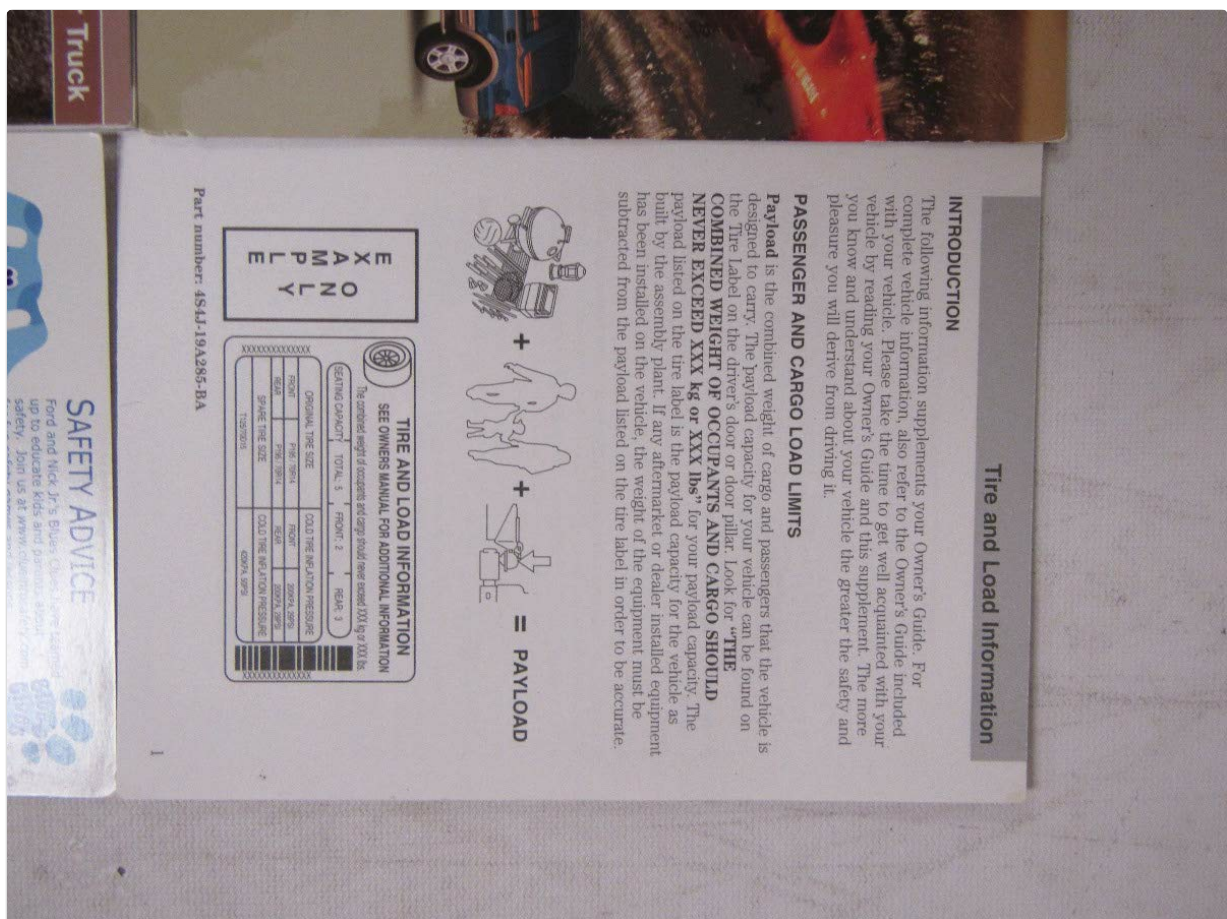


Image 7.1: Page from the manual showing Tire and Load Information. This image illustrates a page from the owner's manual detailing important data regarding tire specifications, recommended pressures, and vehicle load capacities, often accompanied by diagrams for clarity.

Key Specifications from the Manual:

- **ASIN:** B000UXG5F6
- **Publisher:** Ford
- **Publication date:** January 1, 2004
- **Language:** English
- **Print length:** 352 pages
- **Item Weight:** 1.06 pounds
- **Dimensions:** 7.25 x 5.25 x 0.75 inches

8. SAFETY INFORMATION

The manual contains critical safety information, including guidelines for occupant protection, proper use of seat belts, and instructions for child safety seat installation. It also covers safety features such as airbags and anti-lock brakes, along with general driving safety tips. Refer to the "Safety Advice" pages for detailed illustrations and instructions on child restraint systems.



Image 8.1: Page from the manual showing Safety Advice with child restraint illustrations. This image displays a page dedicated to vehicle safety, specifically illustrating proper methods for securing child restraint systems within the vehicle.

9. WARRANTY AND SERVICE INFORMATION

Information regarding your vehicle's warranty coverage, terms, and conditions is typically provided in a separate "Warranty Guide." This document details what is covered, for how long, and the procedures for obtaining warranty service. It is important to review this guide to understand your rights and responsibilities as a vehicle owner.




Image 9.1: Cover of the 2004 model year Warranty Guide. This image shows the cover of a separate booklet that contains detailed information about the vehicle's warranty coverage and terms.

10. SUPPORT AND ADDITIONAL RESOURCES

For further assistance or specific questions not covered in the manual, it is recommended to contact an authorized Ford dealership. They can provide expert advice, genuine parts, and professional service for your 2004 Ford Expedition. Additional resources, such as Ford's official website, may also offer supplementary information.

You may also refer to the original publisher, Ford, for any official updates or additional documentation related to your 2004 Ford Expedition.