

Manuals+

[Q & A](#) | [Deep Search](#) | [Upload](#)

manuals.plus /

- › [Mazda](#) /
- › [2004 Mazda MPV Owner's Manual](#)

Mazda MPV

2004 Mazda MPV Owner's Manual

Your comprehensive guide to operating and maintaining your 2004 Mazda MPV.

INTRODUCTION

This owner's manual provides detailed information necessary for the safe and efficient operation of your 2004 Mazda MPV. It covers essential topics from basic controls and driving procedures to routine maintenance and troubleshooting. Familiarizing yourself with the contents of this manual will help ensure a long and reliable service life for your vehicle. The complete set of documents for your vehicle includes the main Owner's Manual, a Supplement to the Owner's Manual and Warranty Information Booklet, and various other guides for specific features and services.



Figure 1: Overview of the 2004 Mazda MPV Owner's Manual and supplementary documents, including the main manual, warranty booklet, and service guides.

VEHICLE SETUP AND INITIAL FAMILIARIZATION

Before operating your Mazda MPV, it is recommended to review the initial setup procedures and familiarize yourself with the vehicle's primary controls and indicators. This section guides you through understanding your dashboard, seating adjustments, and basic vehicle functions.




Figure 2: The main 2004 Mazda MPV Owner's Manual, which contains detailed instructions for vehicle operation and initial setup.

Supplement and Warranty Information

The "Supplement to the Owner's Manual and Warranty Information Booklet" provides crucial updates and details regarding your vehicle's warranty and owner's rights under state consumer protection laws. It is important to read this document in conjunction with the main manual.



Figure 3: The Supplement to the Owner's Manual and Warranty Information Booklet, detailing warranty terms and consumer rights.

OPERATING YOUR VEHICLE

This section covers the fundamental aspects of operating your 2004 Mazda MPV, including starting and stopping the engine, using the transmission, understanding dashboard indicators, and operating various comfort and convenience features. Refer to the main owner's manual for detailed instructions on each system.

Rear Seat Entertainment System

If your vehicle is equipped with a DVD Rear Seat Entertainment System, a dedicated user's guide is provided to explain its operation, including media playback, remote control functions, and connectivity options.

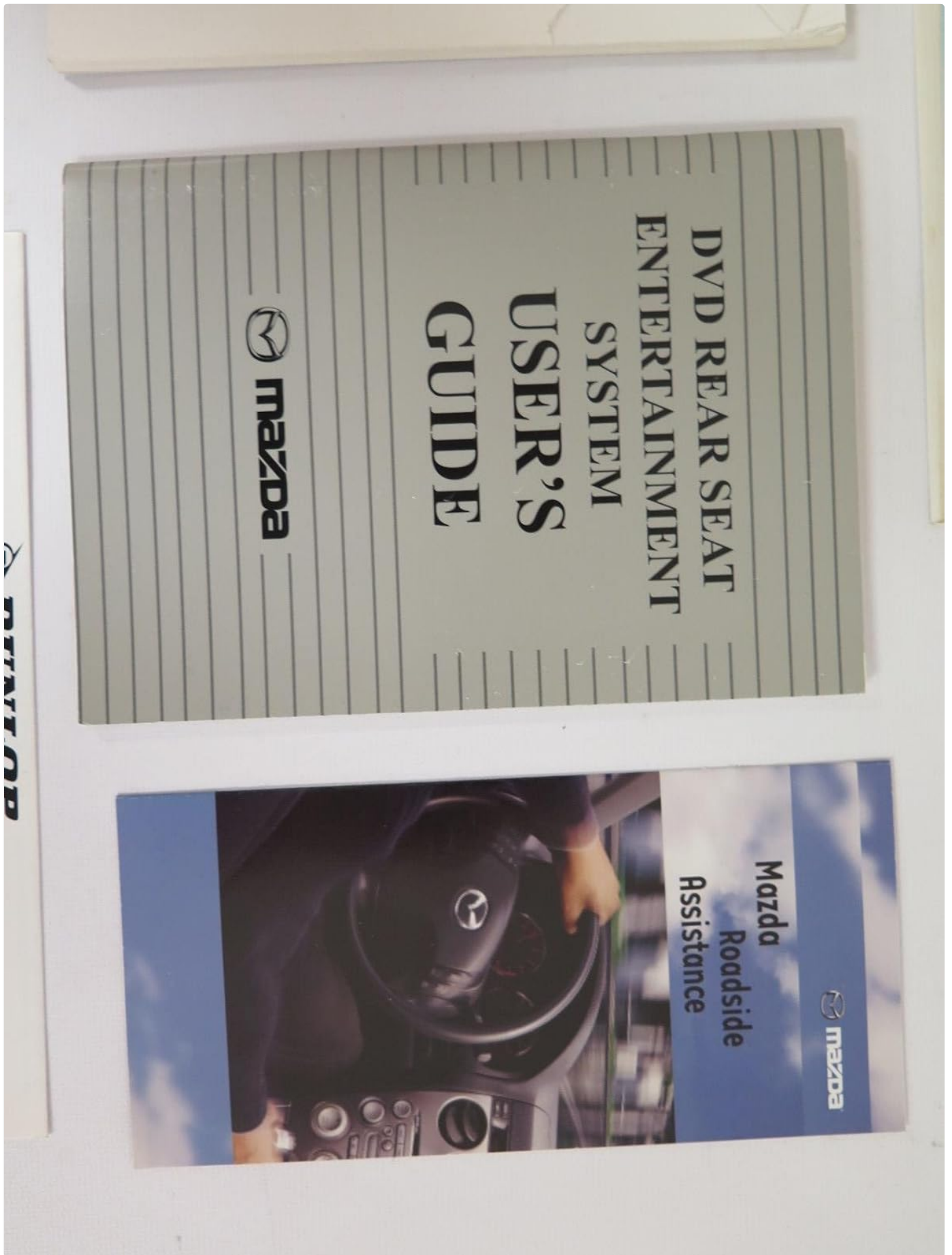


Figure 4: The user's guide for the optional DVD Rear Seat Entertainment System, providing instructions for its use.

MAINTENANCE AND CARE

Regular maintenance is crucial for the longevity and performance of your Mazda MPV. This section outlines

recommended service intervals, fluid checks, tire maintenance, and other essential care procedures. Always refer to the maintenance schedule in your owner's manual.

Tire Care and Maintenance

Proper tire care is vital for safety and fuel efficiency. A separate brochure, such as the "DUNLOP LIMITED WARRANTY Original Equipment Tires" guide, provides specific information on tire maintenance, including pressure recommendations, rotation, and warranty details for original equipment tires.

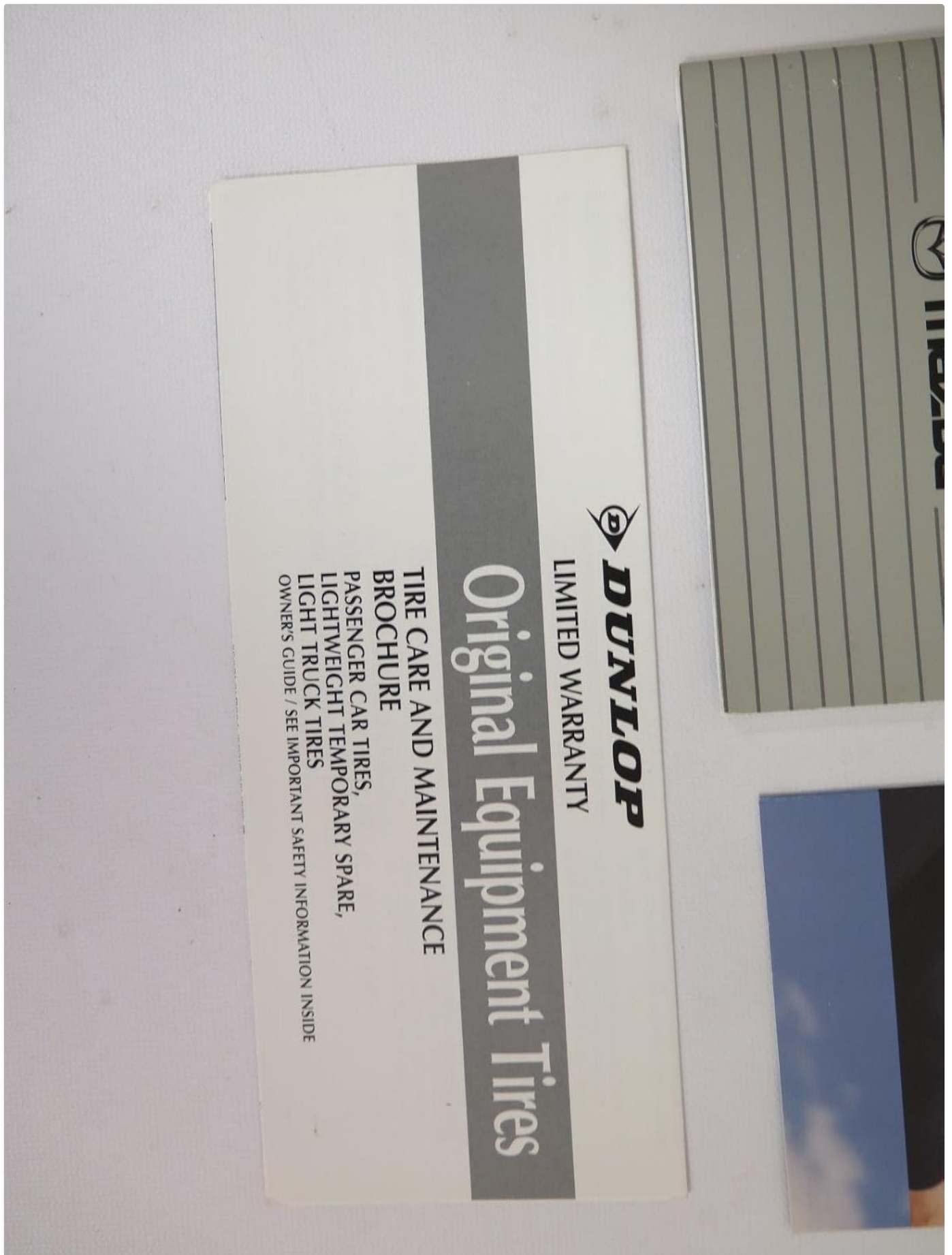


Figure 5: The Dunlop Limited Warranty brochure for Original Equipment Tires, detailing tire care and warranty information.

TROUBLESHOOTING COMMON ISSUES

This section provides guidance on identifying and resolving common operational issues you might encounter with your

Mazda MPV. It covers warning lights, minor mechanical problems, and electrical system concerns. For complex issues, consult a certified Mazda service technician.

Refer to the main owner's manual for a comprehensive troubleshooting guide, including diagnostic charts and recommended actions for various vehicle symptoms.

SPECIFICATIONS

This section provides key technical specifications for the 2004 Mazda MPV, including dimensions, engine details, fluid capacities, and other important data. These specifications are essential for proper maintenance and understanding your vehicle's capabilities.

2004 Mazda MPV Key Specifications

Specification	Detail
Publisher	Mazda
Publication Date	January 1, 2004
ASIN	B000TSUSVO
Format	Paperback Owner's Manual

WARRANTY AND SUPPORT

For detailed information regarding your vehicle's warranty coverage, refer to the "Supplement to the Owner's Manual and Warranty Information Booklet" provided with your vehicle. This document outlines the terms and conditions of your Mazda warranty.

Mazda Driver's Assurance Plan

The Mazda Driver's Assurance Plan is designed to keep you moving, offering additional peace of mind. Details regarding this plan can be found in the dedicated brochure.



Figure 6: Brochures for the Mazda Driver's Assurance Plan and Mazda Roadside Assistance, providing details on extended support and emergency services.

Mazda Roadside Assistance

In case of an emergency or breakdown, Mazda Roadside Assistance provides support services. Refer to the dedicated brochure for contact information and details on available services.

Additional Resources

For genuine Mazda parts and accessories, refer to the "Parts are parts, right?" brochure, which highlights the benefits of using authentic Mazda components.




Figure 7: The main owner's manual alongside the "Parts are parts, right?" brochure, emphasizing the importance of genuine parts. For further assistance or inquiries, please contact your authorized Mazda dealership.



