

## Escali P115

# Escali Primo Digital Food Scale P115 User Manual

Model: P115 | Brand: Escali

## 1. INTRODUCTION

The Escali Primo Digital Food Scale (Model P115) is a versatile and user-friendly kitchen tool designed for precise weight measurement. Its compact and durable design, featuring a sealed control panel, makes it suitable for various culinary tasks, including cooking, baking, and portion control. This manual provides essential information for setting up, operating, and maintaining your digital food scale.



Figure 1: Escali Primo Digital Food Scale, Tarragon Green. This image displays the scale from an overhead angle, highlighting its compact and rounded design.

## 2. SETUP

1. **Unpacking:** Carefully remove the scale from its packaging. Inspect for any damage.
2. **Battery Installation:** The scale requires two (2) AA batteries, which are included. Locate the battery compartment on the underside of the scale. Open the compartment, insert the batteries according to the polarity indicators (+/-), and close the cover securely.
3. **Placement:** Place the scale on a flat, stable surface to ensure accurate readings. Avoid placing it near heat sources or in areas with excessive vibration.

## 3. OPERATING INSTRUCTIONS

Your browser does not support the video tag.

Video 1: Escali Primo Digital Scale Overview. This video demonstrates the key features and ease of use of the Escali Primo Digital Scale, including its two-button operation, unit selection, and tare function.

### 3.1 Power On/Off

- To turn the scale **ON**, press the **On/Tare/Off** button. The display will show '0'.
- To turn the scale **OFF**, press and hold the **On/Tare/Off** button for a few seconds until the display turns off.

### 3.2 Unit Selection

- The scale can measure in grams (g), ounces (oz), and pounds:ounces (lb:oz).
- To change the unit of measurement, press the **g/oz** button. Each press will cycle through the available units.



Figure 2: Close-up of the Escali Primo Digital Food Scale's display and buttons, illustrating the unit selection and spill guard features.

### 3.3 Tare Function

The Tare function allows you to reset the scale to zero, enabling you to measure multiple ingredients in the same container or to subtract the weight of a container.

- Place an empty container on the scale. The display will show its weight.
- Press the **On/Tare/Off** button once. The display will reset to '0'.
- Add your first ingredient. The display will show the weight of only the ingredient.
- To add another ingredient, press the **On/Tare/Off** button again to reset the display to '0', then add the next ingredient. Repeat as needed.



### DURABLE DESIGN

The lightweight rounded design improves durability.

### ACCURATE & CAPABLE

Measure up to 11 lb (5,000 g) in 0.1 oz (1 g) increments.

### TARE FEATURE

The lightweight rounded design improves durability.



Figure 3: The Escali Primo Digital Food Scale showcasing its durable design, accurate measurement capabilities, and the convenient tare feature.

## 3.4 Automatic Shut-off

To conserve battery life, the scale is equipped with an automatic shut-off feature. If left inactive for four minutes, the scale will automatically turn off.

## 4. MAINTENANCE AND CLEANING

- **Cleaning:** The Escali Primo features a sealed control panel and rounded design, making it easy to clean. Wipe the scale with a damp cloth and mild detergent. Do not immerse the scale in water or use abrasive cleaners.
- **Storage:** Store the scale in a dry place at room temperature.
- **Optional Stainless Steel Platform:** An optional dishwasher-safe stainless steel platform cover is available separately for enhanced hygiene and durability.

## 5. TROUBLESHOOTING

- **Display shows 'Lo':** This indicates low battery power. Replace the batteries with two new AA batteries.
- **Display shows 'Err':** This indicates an overload. Remove items from the scale immediately to prevent damage. The maximum capacity is 11 lb (5000 g).
- **Inaccurate Readings:**
  - Ensure the scale is on a flat, stable surface.
  - Avoid placing the scale near strong electromagnetic fields, such as microwaves, as this can interfere with readings.
  - Ensure the scale is clean and free from debris that might affect the weighing mechanism.

## 6. SPECIFICATIONS

Feature	Detail
Model Number	P115
Product Dimensions	8.5 x 6 x 1.5 inches
Item Weight	11.52 ounces
Capacity	11 lb (5000 g)
Measurement Increments	0.05 oz (1 g)
Units of Measure	oz, lb:oz, g
Power Source	2 AA batteries (included)
Special Features	Auto Shut Off, Sealed Control Panel, Tare Function
Display Type	LCD
Color	Tarragon Green

## 7. WARRANTY AND SUPPORT

### 7.1 Warranty Information


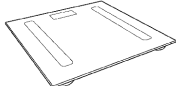




The Escali Primo Digital Food Scale is backed by a **Lifetime Warranty**. For specific terms and conditions, please refer to the warranty card included with your product or visit the official Escali website.

### 7.2 Customer Support

For any questions, technical assistance, or warranty claims, please contact Escali Customer Support:

- **Website:** [www.escali.com](http://www.escali.com)
- **Email:** [support@escali.com](mailto:support@escali.com)
- **Phone:** 1-800-XXX-XXXX (Please refer to the product packaging for the most current contact number)

Related Documents - P115

<div><p><b>Escali</b>™ Measuring what's best™ Nutritional Scale</p><p><b>Cesto</b> Manual and code list www.escali.com</p></div>	<p><a href="#">Escali Cesto Digital Nutritional Scale: Manual and Food Code List</a></p> <p>User manual and comprehensive food code list for the Escali Cesto Digital Nutritional Scale, detailing its features, operation, and nutritional data for various foods.</p>
<div><p><b>Escali</b>™ PRODUCT MANUAL</p><p>Complete Health Body Composition Scale Model # BF180-2</p><p>www.escali.com</p></div>	<p><a href="#">Escali BF180-2 Complete Health Body Composition Scale User Manual</a></p> <p>User manual for the Escali BF180-2 Complete Health Body Composition Scale, detailing setup, operation, measurement, troubleshooting, and specifications. Learn how to use the scale for body fat, water, muscle, and bone mass analysis.</p>
<div><p><b>Escali</b>™ PRODUCT MANUAL</p><p>Ultra Slim Body Composition Scale Model # BFBW180</p><p>www.escali.com</p></div>	<p><a href="#">Escali BFBW180 Ultra Slim Body Composition Scale User Manual</a></p> <p>Comprehensive user manual for the Escali BFBW180 Ultra Slim Body Composition Scale, detailing setup, usage, body composition measurement, suggested ranges, care, troubleshooting, specifications, and FCC information.</p>
<div><p><b>Escali</b>™ PRODUCT MANUAL</p><p>Arti Digital Scale</p></div>	<p><a href="#">Escali Arti Digital Scale User Manual</a></p> <p>User manual for the Escali Arti Digital Scale, providing operating instructions, features, specifications, and troubleshooting tips in multiple languages.</p>
<div><p><b>Escali</b>™ PRODUCT MANUAL</p><p>Ultra Slim Body Composition Scale Model # BFBW180</p><p>www.escali.com</p></div>	<p><a href="#">Escali BFBW180 Ultra Slim Body Composition Scale Product Manual</a></p> <p>Comprehensive user manual for the Escali BFBW180 Ultra Slim Body Composition Scale, detailing setup, usage, body composition measurement, suggested ranges, proper care, troubleshooting, product specifications, warranty, and FCC information.</p>
<div><p><b>Escali</b>™ PRODUCT MANUAL</p><p>DHRW2 Wireless Remote Meat Thermometer</p><p>www.escali.com</p></div>	<p><a href="#">Escali DHRW2 Wireless Remote Meat Thermometer User Manual and Features</a></p> <p>Comprehensive user manual for the Escali DHRW2 Wireless Remote Meat Thermometer. Includes features, detailed installation and operation instructions, meat temperature guide, display functions, cautions, and FCC compliance information.</p>