

Peugeot 23393

Peugeot Paris u'Select Manual Salt Mill Instruction Manual

Model: 23393

INTRODUCTION

Thank you for choosing the Peugeot Paris u'Select Manual Salt Mill. Crafted from natural beechwood with a durable stainless steel mechanism, this mill is designed to provide precise and consistent grinding for your culinary needs. Please read this manual carefully to ensure optimal performance and longevity of your salt mill.





The Peugeot Paris u'Select Manual Salt Mill, showcasing its elegant natural beechwood design.

SETUP

Unpacking

Carefully remove the salt mill from its packaging. Inspect the mill for any signs of damage. Your mill comes partially filled with dry white salt for immediate use.

Refilling the Mill


1. Unscrew the top knob of the mill by turning it counter-clockwise.
2. Gently lift off the top wooden section of the mill.
3. Pour dry rock salt (maximum size 5/32-inch or 4mm) into the reservoir. **Important: Only use dry rock salt.**

Do not use wet sea salt or any other spices, as this can damage the stainless steel mechanism.

4. Replace the top wooden section and screw the top knob back on clockwise until it is secure.



The top knob, which unscrews for refilling the salt mill.



The open top of the mill, ready for salt refill.

OPERATING THE SALT MILL

Adjusting Grind Settings (u'Select System)

The Peugeot u'Select system allows you to precisely adjust the coarseness of your salt grind with six predefined settings, from extra fine (setting 1) to very coarse (setting 6). To adjust the grind:

1. Hold the upper body of the mill firmly.
2. Rotate the ring at the base of the mill to select your desired grind setting. The numbers on the base correspond to the coarseness (1 for finest, 6 for coarsest).



The base of the mill with the u'Select adjustment ring.

Grinding Salt

Once your desired grind setting is selected, simply twist the top section of the mill while holding the base to begin grinding. The two-stage mechanism first cracks and then grinds the salt to your chosen texture.



Proper hand placement for operating the salt mill.



The salt mill in action, adding freshly ground salt to a dish.

Your browser does not support the video tag.

This video demonstrates the Peugeot u'Select system, showing how to adjust the grind settings from fine to coarse for optimal seasoning.

CARE AND MAINTENANCE

Cleaning

- Wipe the exterior of the mill with a dry, soft cloth.
- Do not use cleaning agents or abrasive materials, as these can damage the wood finish.
- **The mill is NOT dishwasher safe.** Do not immerse the mill in water.

Storage

Store your salt mill in a dry environment. Avoid leaving it in areas with high humidity, such as directly next to a sink or stovetop, as moisture can affect the wood and the grinding mechanism.

TROUBLESHOOTING

- **Salt not grinding or coming out:**
 - Check if the mill needs refilling.
 - Ensure you are using dry rock salt. Wet or damp salt (like some sea salts) can clog the mechanism.
 - Verify the grind setting is not too fine for the type of salt being used. Try a coarser setting.
- **Squeaking sound during grinding:**
 - This can sometimes occur due to very dry salt or slight friction. Ensure the top knob is not overtightened.
 - If persistent, ensure the mill is clean and free of debris.


SPECIFICATIONS

Feature	Detail
Model	23393
Material	Beechwood (PEFC-certified), Stainless Steel Mechanism
Color	Natural
Dimensions	2.25 x 2.25 x 7 inches
Item Weight	3.53 Ounces
Operation Mode	Manual
Grind Settings	6 (u'Select adjustable system)
Dishwasher Safe	No
Country of Origin	France

WARRANTY

The Peugeot grinding mechanism is backed by a lifetime guarantee. This warranty covers defects in materials and workmanship of the grinding mechanism under normal household use. For specific terms and conditions,

please refer to the official Peugeot warranty information or contact customer support.





Peugeot's commitment to quality: Mechanism guaranteed for life.





SUPPORT

For further assistance, questions, or to inquire about replacement parts, please visit the official Peugeot website or contact their customer service department. You can often find detailed FAQs and support resources online.

Visit the [Peugeot Store on Amazon](#) for more information and products.

Related Documents - 23393

	<p>Peugeot Dry Salt Mill: Instruments for Taste, Features, and Care</p> <p>Discover the Peugeot dry salt mill, a testament to over 200 years of French culinary innovation. Learn about its design, precision grind adjustment systems (Classic and U'Select), refill mechanisms (Traditional and Daman), usage tips, and warranty information. Peugeot's commitment to flavor and quality is highlighted, along with its recognition with the Entreprise du Patrimoine Vivant label.</p>
	<p>Peugeot EnergyGrind-150P Twisting Bench Grinder User Manual</p> <p>Comprehensive user manual for the Peugeot EnergyGrind-150P twisting bench grinder, covering assembly, operation, maintenance, and safety instructions.</p>

 <p>HANDBOOK PEUGEOT 5008</p>	<p>Peugeot 5008 Handbook: User Manual and Guide</p> <p>Comprehensive handbook for the Peugeot 5008, covering user instructions, controls, safety features, eco-driving tips, and technical information. Access online resources for detailed guidance.</p>
 <p>PEUGEOT 3008 5008</p>	<p>Peugeot 3008 & 5008 Owner's Handbook: Comprehensive Vehicle Guide</p> <p>Access essential information, safety recommendations, and operating guides for your Peugeot 3008, E-3008, 5008, or E-5008 vehicle with this official owner's handbook.</p>
 <p>HANDBOOK PEUGEOT 3008</p>	<p>Peugeot 3008 Handbook: Your Guide to Features and Eco-Driving</p> <p>Discover the Peugeot 3008 with this comprehensive handbook. Learn about its features, controls, and eco-driving techniques to optimize fuel consumption and reduce emissions. Access the handbook via the Scan MyPeugeot app or the PEUGEOT website.</p>
 <p>HANDBOOK PEUGEOT EXPERT PEUGEOT TRAVELLER</p>	<p>Peugeot Expert & Traveller Owner's Handbook</p> <p>Comprehensive owner's handbook for the Peugeot Expert and Peugeot Traveller, providing essential information on vehicle operation, controls, safety features, and maintenance.</p>