

## Escali V136

# Escali Pana V136 Large Volume Measuring Kitchen Scale Instruction Manual

Model: V136 | Brand: Escali

## INTRODUCTION

The Escali Pana V136 is a versatile digital kitchen scale designed for precise measurement in cooking and baking. It offers both weight and volume measurements, including preprogrammed data for over 150 common ingredients. This manual provides detailed instructions for setup, operation, and maintenance to ensure optimal performance.



Image: The Escali Pana V136 digital kitchen scale, featuring a light grey body and a stainless steel weighing platform. The digital display and control buttons are visible on the front panel.

## KEY FEATURES

- **Large Capacity:** Measures up to 13 lbs (6 kg).
- **Preprogrammed Ingredients:** Over 150 ingredients for accurate volume measurement in cups and tablespoons.
- **Multiple Units:** Measures in pounds + ounces, ounces, grams, cups, and tablespoons.
- **Tare Feature:** Allows for zeroing out the weight of containers or adding multiple ingredients sequentially.
- **LCD Digital Display:** Clear and easy-to-read display.
- **Removable Stainless Steel Platform:** Easy to clean and durable.
- **Automatic Shut-off:** Extends battery life.

## SETUP

1. **Unpacking:** Carefully remove the scale from its packaging. Ensure all components, including the stainless steel platform and the laminated ingredient code list, are present.
2. **Battery Installation:** The scale requires one 9V battery (included). Locate the battery compartment on the underside of the scale, open it, insert the battery with correct polarity, and close the compartment.
3. **Placement:** Place the scale on a flat, stable surface. Ensure the stainless steel weighing platform is securely in

place.



Image: An annotated diagram of the Escali Pana V136 scale, pointing out its removable stainless steel platform, the "On/Off Tare" button, the "Kg/Lb" button, the "Vol" (Volume) button, the digital display, and the numeric keypad for ingredient codes.

## OPERATING INSTRUCTIONS

### Power On/Off

- To turn the scale **ON**, press the **On/Off Tare** button.
- To turn the scale **OFF**, press and hold the **On/Off Tare** button for a few seconds. The scale also features an automatic shut-off after 10 minutes of inactivity to conserve battery life.

### Changing Measurement Units

- To switch between kilograms/pounds (**Kg/Lb**) and grams/ounces, press the **Kg/Lb** button.

- When in ounces mode, you can toggle between fractional and decimal ounce display by pressing the **Kg/Lb** button again.

## Tare Feature

The Tare feature allows you to reset the scale to zero, effectively subtracting the weight of a container or previously added ingredients. This is useful for measuring multiple ingredients in the same bowl.

1. Place an empty container on the weighing platform. The display will show its weight.
2. Press the **On/Off Tare** button. The display will reset to zero.
3. Add your first ingredient. The display will show its weight.
4. To add another ingredient, press the **On/Off Tare** button again to zero the scale, then add the next ingredient. Repeat as needed.

Your browser does not support the video tag.

Video: This video demonstrates the tare function of the Escali Pana V136 scale, showing how to zero out the weight of a container to measure ingredients accurately.

## Volume Measurement (Cups & Tablespoons)

The Escali Pana V136 can measure ingredients in cups and tablespoons using its preprogrammed ingredient database. This feature provides accurate volume measurements based on the ingredient's density.

1. Place an empty container on the weighing platform and press the **On/Off Tare** button to zero the scale.
2. Press the **Vol** (Volume) button. The display will change to show "Cups tbs" and "0".
3. Refer to the laminated ingredient code list. Enter the 2-digit code for your desired ingredient using the numeric keypad.
4. Slowly add the ingredient to the container. The display will show the volume in cups and tablespoons. Stop when you reach the desired volume.
5. To measure another ingredient in volume, press the **Clear** button to reset the ingredient code and volume, then repeat steps 3 and 4.





Image: The Escali Pana V136 scale in use, accurately measuring flour in a glass bowl. Other baking ingredients such as sugar, chocolate chips, and a rolling pin are visible on a wooden surface, illustrating its utility in baking.

Your browser does not support the video tag.

Video: An overview of the Escali Pana Baker's Scale, demonstrating its ability to measure ingredients in cups, tablespoons, or by weight, and highlighting its tare feature for adding multiple ingredients.

## MAINTENANCE

- **Cleaning:** The removable stainless steel platform can be washed with mild soap and water. The main body of the scale should be wiped clean with a damp cloth. Do not immerse the scale in water.
- **Storage:** Store the scale in a dry place away from extreme temperatures.
- **Battery Replacement:** Replace the 9V battery when the low battery indicator appears on the display.

## TROUBLESHOOTING

Problem	Possible Cause	Solution
Scale does not turn on.	Dead or improperly installed battery.	Check battery polarity or replace the 9V battery.
Inaccurate readings.	Scale not on a flat surface, overloaded, or dirty platform.	Ensure scale is on a stable, flat surface. Do not exceed 13lb capacity. Clean the weighing platform.
Display shows "Err".	Scale overloaded.	Remove items from the scale immediately. Do not exceed the maximum capacity.

## SPECIFICATIONS

- **Brand:** Escali
- **Model:** V136
- **Color:** Light Grey
- **Weight Limit:** 13 Pounds (6 Kilograms)
- **Readout Accuracy:** 1 Grams (0.1 Ounces, 1/8 cup, 1/2 tablespoon increments for volume)
- **Display Type:** LCD Digital
- **Material:** Plastic body, Stainless Steel platform
- **Product Dimensions:** 9 x 8 x 2 inches
- **Item Weight:** 2 Pounds
- **Batteries:** 1 x 9V battery (included)


## WARRANTY AND SUPPORT





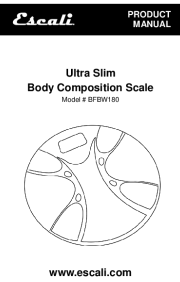
The Escali Pana V136 scale is backed by a **Lifetime Limited Warranty**, reflecting its superior build quality and design for durability. For warranty claims, technical support, or further assistance, please refer to the contact information provided in your product packaging or visit the official Escali website.

For more information and to explore other Escali products, visit the [Escali Store on Amazon](#).



### Related Documents - V136

	<p><a href="#">Escali BF180-2 Complete Health Body Composition Scale User Manual</a></p> <p>User manual for the Escali BF180-2 Complete Health Body Composition Scale, detailing setup, operation, measurement, troubleshooting, and specifications. Learn how to use the scale for body fat, water, muscle, and bone mass analysis.</p>
---	--

	<p><a href="#">Escali Arti Digital Scale User Manual</a></p> <p>User manual for the Escali Arti Digital Scale, providing operating instructions, features, specifications, and troubleshooting tips in multiple languages.</p>
	<p><a href="#">Escali DHRW2 Wireless Remote Meat Thermometer User Manual and Features</a></p> <p>Comprehensive user manual for the Escali DHRW2 Wireless Remote Meat Thermometer. Includes features, detailed installation and operation instructions, meat temperature guide, display functions, cautions, and FCC compliance information.</p>
	<p><a href="#">Escali Cesto Digital Nutritional Scale: Manual and Food Code List</a></p> <p>User manual and comprehensive food code list for the Escali Cesto Digital Nutritional Scale, detailing its features, operation, and nutritional data for various foods.</p>
	<p><a href="#">Escali Stelo Waterproof Rechargeable Folding Thermometer Product Manual</a></p> <p>User manual for the Escali Stelo Waterproof Rechargeable Folding Thermometer (#DH10). Learn about its features, operation, specifications, charging, and safe use for accurate cooking temperature measurements. Includes target cooking temperatures.</p>
	<p><a href="#">Escali BFBW180 Ultra Slim Body Composition Scale Product Manual</a></p> <p>Comprehensive user manual for the Escali BFBW180 Ultra Slim Body Composition Scale, detailing setup, usage, body composition measurement, suggested ranges, proper care, troubleshooting, product specifications, warranty, and FCC information.</p>