

WS Game Company FBA_2461

WS Game Company Monopoly Luxury Edition Instruction Manual

Model: FBA_2461

INTRODUCTION

Welcome to the WS Game Company Monopoly Luxury Edition. This manual provides detailed instructions for setting up, playing, and maintaining your premium Monopoly game. Designed for 2 to 6 players, this edition combines classic gameplay with exquisite craftsmanship, featuring a burl-finished wood cabinet, gold foil stamped game board, and premium components.

Please read these instructions carefully to ensure a complete and enjoyable gaming experience.

PRODUCT COMPONENTS

The Monopoly Luxury Edition includes the following items:

- Wood cabinet with burl'd veneer panels and decorative metal plaques
- Plated die-cast MONOPOLY tokens, houses, and hotels
- Premium Chance, Community Chest, and Title Deed cards
- MONOPOLY money
- Faux-leather Title Deed card holder with gold foil stamping
- Instructions (this manual)



Image 1: Overview of the Monopoly Luxury Edition with all game components displayed.

This image shows the complete game set, including the wood cabinet, game board, money, cards, tokens, houses, and hotels, ready for play.

SETUP INSTRUCTIONS

1. **Unpack Components:** Carefully remove all game components from their packaging.
2. **Position the Game Board:** Place the wood cabinet game board on a stable, flat surface.
3. **Organize Money:** Use the bank teller-style money tray located in one of the storage drawers to organize the MONOPOLY money by denomination.
4. **Distribute Title Deeds:** Place the Title Deed cards into the faux-leather Title Deed card holder.
5. **Place Chance and Community Chest Cards:** Shuffle the Chance and Community Chest cards separately and place them face down on their designated spaces on the game board.
6. **Select Tokens:** Each player chooses one of the die-cast metal tokens to represent them during the game.

7. **Assign Banker:** One player is selected as the Banker. The Banker is responsible for all money, Title Deeds, Houses, and Hotels not yet owned or in play. The Banker also collects taxes and penalties and pays salaries and bonuses. The Banker may also play, but must keep their personal funds separate from the Bank's.
8. **Initial Money Distribution:** The Banker gives each player \$1500 divided as follows:
 - Two \$500 bills
 - Two \$100 bills
 - Two \$50 bills
 - Six \$20 bills
 - Five \$10 bills
 - Five \$5 bills
 - Five \$1 bills
9. **Place Houses and Hotels:** Keep the die-cast metal houses and hotels near the board, ready for purchase.



Image 2: The game board with its integrated storage drawers open, revealing organized money and game tokens.

This image illustrates the convenient storage drawers, showcasing how money and tokens can be neatly arranged for easy access during gameplay.

OPERATING INSTRUCTIONS (HOW TO PLAY)

The objective of Monopoly is to be the last player remaining with money, by driving opponents into bankruptcy through property purchases, development, and rent collection.

Game Play Overview:

1. **Starting the Game:** Each player rolls the two dice. The player with the highest total starts the game. Play proceeds to the left.
2. **Player's Turn:** On your turn, roll both dice and move your token clockwise around the board the number of spaces indicated by the dice.
3. **Landing on Spaces:**
 - **Unowned Property:** If you land on an unowned property (Street, Railroad, or Utility), you may buy it from the Bank for the price printed on that space. If you do not wish to buy it, the Banker immediately offers it for auction to the highest bidder.
 - **Owned Property:** If you land on a property owned by another player, you must pay rent to that player according to the Title Deed card.
 - **Chance or Community Chest:** Draw the top card from the respective pile and follow its instructions.
 - **Tax Spaces:** Pay the indicated tax to the Bank.
 - **"GO" Space:** When you pass or land on "GO", the Banker pays you \$200.
 - **"JAIL" Space:** If you land on "Just Visiting", you are safe. If you land on "Go to Jail", you immediately move your token to the "In Jail" space. You do not collect \$200 for passing "GO".
4. **Doubles:** If you roll doubles, you move your token and are entitled to another roll. If you roll doubles three times in a row, you must immediately "Go to Jail".
5. **Building Houses and Hotels:** Once you own all properties in a color group, you can begin to build houses and then hotels on them. Buildings must be erected evenly across the properties in a group.
6. **Mortgaging Property:** You can mortgage properties to raise money. Mortgaged properties do not collect rent.
7. **Bankruptcy:** If you owe more money than you can pay, even by selling buildings and mortgaging properties, you are bankrupt and out of the game.

For complete rules and detailed explanations of all game mechanics, refer to the official Monopoly rulebook (not included in this specific component list, but generally part of a full game set).




Image 3: A close-up view of the game board during play, showing the dice, tokens, and property spaces.

This image highlights the playing surface, including the recessed faux leather rolling area and the gold foil stamped details of the property spaces.

MAINTENANCE AND CARE

To ensure the longevity and pristine condition of your Monopoly Luxury Edition, follow these care guidelines:

- **Cleaning the Wood Cabinet:** Wipe the burl-finished wood cabinet with a soft, dry cloth. Avoid abrasive cleaners or harsh chemicals, which can damage the finish.
- **Faux Leather Surface:** For the faux leather rolling area, use a slightly damp cloth with mild soap if necessary, then wipe dry immediately. Do not saturate the surface.
- **Metal Components:** The die-cast metal tokens, houses, and hotels can be gently polished with a soft, dry cloth to maintain their luster.
- **Card and Money Storage:** Always store cards and money flat in their designated storage drawers to prevent

bending or creasing.

- **Storage Environment:** Store the game in a cool, dry place away from direct sunlight and extreme temperature fluctuations to prevent warping or damage to the wood.
- **Handling:** Handle all components with care to avoid scratches or damage.



Image 4: The Monopoly Luxury Edition with its drawers open, showcasing the organized storage for game pieces.

This image demonstrates the integrated storage solutions, emphasizing the importance of proper organization for component preservation.

TROUBLESHOOTING

This section addresses common inquiries and minor issues that may arise during use.

- **Missing Components:** If any components are missing upon unboxing, please contact WS Game Company customer support with your purchase details.
- **Difficulty Understanding Rules:** Refer to the included rulebook for detailed gameplay instructions. Online resources and video tutorials for classic Monopoly gameplay are also widely available.
- **Minor Scratches/Dents:** Due to the natural wood construction, minor imperfections or variations in grain are normal. For significant damage, contact customer support.

SPECIFICATIONS

Feature	Detail
Product Dimensions	22 x 22 x 4.25 inches

Feature	Detail
Item Weight	14.5 pounds
Model Number	FBA_2461
Recommended Age	16 years and up
Players	2-6 players
Materials	Burl-finished wood, die-cast metal, faux leather

WARRANTY AND SUPPORT






Specific warranty details for the WS Game Company Monopoly Luxury Edition are not provided within this document. For warranty information, product support, or to inquire about replacement parts, please contact WS Game Company directly through their official website or the retailer from whom the product was purchased.

You can visit the [WS Game Company Store on Amazon](#) for more information and contact options.



© 2025 WS Game Company. All rights reserved. Monopoly is a trademark of Hasbro.

Related Documents - FBA_2461

	<p>Monopoly: IT Edition - Game Rules and Instructions</p> <p>Official game rules and setup instructions for the Monopoly: IT Edition board game, featuring locations from Derry, Maine, and Pennywise. Learn how to play, win, and manage properties.</p>
	<p>Monopoly Junior: Peppa Pig Edition - Official Game Rules and Instructions</p> <p>Learn how to play Monopoly Junior: Peppa Pig Edition with these official rules and instructions. Discover setup, gameplay, winning conditions, and board space details for this fun family board game.</p>
	<p>Monopoly: Breaking Bad Edition - Game Rules and Setup</p> <p>Official rules and setup guide for the Monopoly: Breaking Bad Edition board game. Learn how to play, understand the special rules, and set up the game for a fast-paced experience.</p>
	<p>Monopoly City Board Game Instructions</p> <p>Comprehensive guide to playing Monopoly City, covering game setup, rules, building strategies, rent collection, and how to win. Includes details on special buildings like skyscrapers and stadiums, as well as hazards and bonus buildings.</p>
	<p>Monopoly for Sore Losers: Game Rules and Instructions</p> <p>Learn how to play Monopoly for Sore Losers, a unique twist on the classic property trading game. Discover rules for collecting sore loser coins, becoming Mr. Monopoly, and winning the game.</p>

MONOPOLY DEAL RULES

HOW TO WIN

Be the first player to collect 3 full property sets of 3 properties each.

WHAT THE GAME IS ABOUT

Monopoly Deal is a fast-paced card game that is played with a standard 52-card deck. The game is played with 2-6 players and is a fast-paced card game that is played with a standard 52-card deck.

SET UP

1. Shuffle the 52-card deck and deal 10 cards to each player. The player with the highest card value (Ace = 1, King = 10, Queen = 9, Jack = 8, 10 = 7, 9 = 6, 8 = 5, 7 = 4, 6 = 3, 5 = 2, 4 = 1, 3 = 0) is the dealer.

ON YOUR TURN

NOTE: This is the first time you can use the cards in the game.

- **1. DRAW 1 CARD** - Draw 1 card from the deck and add it to your hand. You can only draw 1 card at a time.
- **2. PLAY 1 CARD** - Play 1 card from your hand to the table. The card must be a property card (blue, red, yellow, green, or purple) and must be played to a matching property card already on the table.
- **3. TAKE ACTION** - Take action based on the card you played. If you played a property card, you can take action based on the card's value (Ace = 1, King = 10, Queen = 9, Jack = 8, 10 = 7, 9 = 6, 8 = 5, 7 = 4, 6 = 3, 5 = 2, 4 = 1, 3 = 0).

NOTE: If you played a property card, you can take action based on the card's value (Ace = 1, King = 10, Queen = 9, Jack = 8, 10 = 7, 9 = 6, 8 = 5, 7 = 4, 6 = 3, 5 = 2, 4 = 1, 3 = 0).

PLAY PROPERTY CARDS & TAKE ACTION

NOTE: If you played a property card, you can take action based on the card's value (Ace = 1, King = 10, Queen = 9, Jack = 8, 10 = 7, 9 = 6, 8 = 5, 7 = 4, 6 = 3, 5 = 2, 4 = 1, 3 = 0).

[Monopoly Deal Rules: How to Play and Win](#)

Learn the official rules for Monopoly Deal, the fast-paced card game. Discover how to set up the game, play your turn by collecting properties and using action cards, and win by completing three full property sets.