

CHI GF1505

CHI Pro Hair Dryer Model GF1505 User Manual

Your Guide to Optimal Hair Styling

INTRODUCTION

Thank you for choosing the CHI Pro Hair Dryer Model GF1505. This professional-grade hair dryer is designed to provide efficient drying and styling while promoting hair health. Featuring ceramic technology, it helps reduce frizz and static electricity, leaving your hair with enhanced moisture and shine. Please read this manual thoroughly before use to ensure safe and effective operation.

IMPORTANT SAFETY INSTRUCTIONS

When using electrical appliances, especially when children are present, basic safety precautions should always be followed, including the following:

- **DANGER:** Keep away from water. As with most electrical appliances, electrical parts are electrically live even when the switch is off.
- Always unplug the appliance immediately after using.
- Do not use while bathing or in a shower.
- Do not place or store appliance where it can fall or be pulled into a tub or sink.
- Do not place in or drop into water or other liquid.
- If an appliance falls into water, unplug it immediately. Do not reach into the water.
- **WARNING:** To reduce the risk of burns, electrocution, fire, or injury to persons:
- An appliance should never be left unattended when plugged in.
- Close supervision is necessary when this appliance is used by, on, or near children or individuals with certain disabilities.
- Use this appliance only for its intended household use as described in this manual. Do not use attachments not recommended by the manufacturer.
- Never operate this appliance if it has a damaged cord or plug, if it is not working properly, or if it has been dropped, damaged, or dropped into water.
- Keep the cord away from heated surfaces. Do not pull, twist, or wrap cord around the appliance.
- Never block the air openings of the appliance or place it on a soft surface, such as a bed or couch,

where the air openings may be blocked. Keep the air openings free of lint, hair, and the like.

- Never use while sleeping.
- Never drop or insert any object into any opening.
- Do not use outdoors or operate where aerosol (spray) products are being used or where oxygen is being administered.
- Do not use an extension cord with this appliance.
- Do not direct hot air towards eyes or other heat-sensitive areas.
- Attachments may be hot during use. Allow them to cool before handling.
- Do not place appliance on any surface while it is operating.

PRODUCT OVERVIEW

The CHI Pro Hair Dryer Model GF1505 is engineered for professional performance and durability. It features advanced ceramic heating elements and a powerful motor to deliver fast, consistent heat.



Image: The CHI Pro Hair Dryer Model GF1505, black with a silver barrel, featuring a concentrator nozzle.

Key features include:

- **Ceramic Technology:** Generates negative ions to reduce frizz and static, promoting moisture and

shine.

- **Powerful Motor:** Delivers strong airflow for faster drying times.
- **Multiple Heat/Speed Settings:** Allows for customized styling for various hair types.
- **Cool Shot Button:** Helps to set hairstyles for long-lasting results.
- **Lightweight and Ergonomic Design:** Ensures comfortable handling during use.



Image: A detailed view of the CHI Pro Hair Dryer, emphasizing its Ceramic, Anion, and Infrared technology for healthier hair.

SETUP

1. **Unpack:** Carefully remove the hair dryer and all accessories from the packaging.
2. **Inspect:** Check the appliance for any signs of damage. Do not use if damaged.
3. **Attach Nozzle (Optional):** If desired, attach the concentrator nozzle by aligning it with the front of the dryer and pushing it firmly into place. Ensure it is securely fastened before use.
4. **Power Connection:** Ensure your hands are dry. Plug the hair dryer into a standard electrical outlet (120V AC, 60Hz).

OPERATING INSTRUCTIONS

Follow these steps for effective and safe operation of your CHI Pro Hair Dryer:

1. **Power On:** Locate the power switch on the handle. Slide it to the 'ON' position.
2. **Adjust Speed:** The hair dryer typically features multiple speed settings (e.g., Low, High). Select the desired airflow speed using the corresponding switch.
3. **Adjust Temperature:** Select the desired heat setting (e.g., Warm, Hot) using the temperature switch.
4. **Drying Hair:** Hold the dryer approximately 6-8 inches away from your hair. Move the dryer continuously to prevent concentrating heat in one area.
5. **Using the Cool Shot:** To set your style, press and hold the 'Cool Shot' button. This will temporarily switch the airflow to cool air. Release the button to return to the previous heat setting.
6. **Power Off:** After styling, slide the power switch to the 'OFF' position.
7. **Unplug:** Grasp the plug and carefully remove it from the electrical outlet. Do not pull the cord.



Image: A woman drying her long hair with the CHI Pro Hair Dryer, demonstrating its efficiency in achieving faster drying times.

MAINTENANCE AND CARE

Proper maintenance ensures the longevity and optimal performance of your hair dryer.

- **Cleaning the Air Filter:** Regularly check and clean the rear air filter to prevent lint and dust buildup, which can restrict airflow and cause overheating. To clean, ensure the dryer is unplugged and cool. Gently twist or pull off the rear filter cover (refer to product diagram if available). Remove any accumulated lint or hair with a soft brush or cloth. Replace the filter cover securely.
- **Exterior Cleaning:** Wipe the exterior of the dryer with a soft, damp cloth. Do not use abrasive cleaners or solvents.
- **Storage:** When not in use, store the hair dryer in a cool, dry place. Do not wrap the power cord tightly around the appliance, as this can damage the cord. Use the hanging loop for convenient storage.
- **Cord Care:** Periodically inspect the power cord for any damage. If the cord becomes twisted, untwist it before use. Never use the appliance if the cord is damaged.

TROUBLESHOOTING

If you encounter any issues with your CHI Pro Hair Dryer, refer to the following common problems and solutions:

Problem	Possible Cause	Solution
Dryer does not turn on.	No power, faulty outlet, damaged cord.	Check if the dryer is properly plugged in. Test the outlet with another appliance. Inspect the power cord for damage; if damaged, discontinue use and contact customer support.
Low airflow or weak heat.	Blocked air intake filter, internal obstruction.	Unplug the dryer and clean the rear air filter as described in the Maintenance section. Ensure no hair or debris is blocking the front grille.
Dryer overheats and shuts off.	Blocked air filter, prolonged use, internal thermal cut-off activated.	Unplug the dryer and allow it to cool down for several minutes. Clean the air filter. Ensure air vents are not blocked during use.
Unusual noise or smell.	Internal component issue, foreign object.	Immediately unplug the dryer and discontinue use. Contact customer support for assistance.

If the problem persists after attempting these solutions, please contact CHI Customer Support.

SPECIFICATIONS

Feature	Detail
Brand	CHI
Model Number	GF1505
ASIN	B000IXPFY0
UPC/GTIN	633911625392
Power Source	Corded Electric
Wattage	1500 Watts
Material	Ceramic
Color	Black
Product Dimensions	9.6 x 3.75 x 3 inches
Item Weight	1 Pound
Manufacturer	Farouk Systems Inc

WARRANTY INFORMATION

The CHI Pro Hair Dryer Model GF1505 comes with a **2-Year Limited Warranty** from the date of purchase. This warranty covers manufacturing defects under normal use. It does not cover damage resulting from misuse, accident, unauthorized service, or commercial use.

Please retain your proof of purchase for warranty claims. For detailed warranty terms and conditions, refer to the documentation included with your product or visit the official CHI website.





CUSTOMER SUPPORT



For any questions, technical assistance, or warranty claims, please contact CHI Customer Support:

- Visit the official CHI website for contact information.
- Refer to the contact details provided on your product packaging.

When contacting support, please have your product model number (GF1505) and proof of purchase readily available.

Related Documents - GF1505

	<p>CHI G2 Ceramic & Titanium Infused Hairstyling Iron Owner's Manual</p> <p>Owner's manual for the CHI G2 Ceramic & Titanium Infused Hairstyling Iron, providing operating instructions, safety precautions, and warranty information.</p>
	<p>CHI Ceramic Tourmaline Curling Iron CA2306 Owner's Manual</p> <p>Owner's manual and safety instructions for the CHI Ceramic Tourmaline 1" Curling Iron, model CA2306. Includes operating instructions, maintenance, and warranty information.</p>
	<p>CHI Garment Care Electronic Iron Use and Care Manual</p> <p>Comprehensive use and care manual for CHI electronic irons, covering safety instructions, parts identification, operating procedures for dry and steam ironing, auto shutoff features, fabric care tips, maintenance, troubleshooting, and warranty information for models 13102, 13105, 13112, and 13113.</p>
	<p>CHI 360 Precision Steam Iron User Manual</p> <p>Comprehensive guide for the CHI 360 Precision Steam Iron, covering safe operation, features, maintenance, troubleshooting, and warranty information.</p>

	<p>Meow-Chi Interactive Cat Instruction Manual</p> <p>Learn how to set up, operate, and troubleshoot your Meow-Chi Interactive Cat toy from Tiger Electronics. Discover its sensors, biorhythms, and play features.</p>
	<p>CHI Handheld Garment Steamer (Model 11590) - Use and Care Manual</p> <p>This document provides comprehensive instructions for the CHI Handheld Garment Steamer (Model 11590), covering essential safety precautions, detailed operating procedures, maintenance guidelines, troubleshooting tips, and warranty information.</p>

Documents - CHI – GF1505



[\[pdf\]](#) Reference Guide Catalog

2020 FAROUK PRODUCT CATALOG FINAL chi 2019 12

TOOLS 2018 FA R OU K P RODUC T C ATA L OG/RE TA IL 102 CONTENTS
 ABOUT US COMPANY OVERVIEW II ... WERFUL 1500-WATT MOTOR *Products
 depicted are formerly CHI AIR. Rebranding coming soon. 35 Model: **GF1505** FA ROU
 K P RODUC T C ATA L OG/ RE TA IL HAIR DRYERS CERAMIC Model: CA2148
 Onyx Black CHI...

lang:en score:12 filesize: 29.71 M page_count: 122 document date: 2019-11-14



[\[pdf\]](#) Accessories Catalog

2017FAROUKPRODUCTCATALOGweb chi 2017 01

CONTENTS ABOUT US LETTER FROM FAROUK II COMPANY OVERVIEW III
 EXECUTIVE TEAM IV HISTORY OF ... direct airflow Maximum ion generator
 technology:for superior smoothness and shine CHI PRO DRYER **GF1505** Features:
 Dries hair up to 40 faster Produces moist heat Promotes moisture and shine in ...

lang:en score:12 filesize: 38.72 M page_count: 210 document date: 2017-09-18



[pdf]

Secador de rendimiento profesional con motor AC 1875 vatios For information on any Conair or Infiniti by Conair® product call 1 800 3 CONAIR visit us the web at conair infiniti *Model as compared to A1nHYcqmnES images na ssl amazon I |||

1875 Watt Salon Performance AC Motor Styling Tool Secador de rendimiento profesional con motor AC de ... 08520 Glendale, AZ 85307 Made in China 13PD145187 *Model as compared to T3 Featherweight, Chi Pro **GF1505**, FHI Pro 1800 **When compared to DC motor hair dryer models ***When compared to hair dryers w...

lang:en score:12 filesize: 1.73 M page_count: 4 document date: 2015-11-11