

## Lasko 3723

# Lasko 20 Inch 3-Speed Energy Efficient Box Fan Instruction Manual

Model: 3723

Brand: Lasko

## IMPORTANT SAFETY INFORMATION

---

Please read and save these important safety instructions before using this fan. Failure to follow these instructions could result in fire, electric shock, or injury to persons.

- This appliance has a polarized plug (one blade is wider than the other). To reduce the risk of electric shock, this plug is intended to fit in a polarized outlet only one way. If the plug does not fit fully in the outlet, reverse the plug. If it still does not fit, contact a qualified electrician. Do not attempt to defeat this safety feature.
- Always unplug the fan before moving, cleaning, or servicing.
- Do not operate any fan with a damaged cord or plug. Discard fan or return to an authorized service facility for examination and/or repair.
- Do not run cord under carpeting. Do not cover cord with throw rugs, runners, or similar coverings. Do not route cord under furniture or appliances. Arrange cord away from traffic area and where it will not be tripped over.
- Do not insert or allow fingers or foreign objects to enter any ventilation or exhaust opening as this may cause an electric shock or fire, or damage the fan.
- Do not block air intakes or exhaust in any manner.
- Do not use outdoors. This fan is intended for indoor use only.
- This product is equipped with an ETL listed safety plug and features a patented fused safety plug for added protection.
- **WARNING:** This product can expose you to chemicals including lead, which is known to the State of California to cause cancer and birth defects or other reproductive harm. For more information go to [www.P65Warnings.ca.gov](http://www.P65Warnings.ca.gov).

## PRODUCT OVERVIEW AND FEATURES

---

The Lasko 20 Inch 3-Speed Energy Efficient Box Fan (Model 3723) is designed to provide efficient air circulation and cooling for various indoor spaces. Its robust design and innovative features ensure optimal performance and user convenience.




Figure 1: Front view of the Lasko 20 Inch Box Fan, showcasing its white grille and five-blade design.

- **20-Inch Fan Blade:** Provides substantial air movement for effective cooling.
- **Wind Ring® System:** Engineered to deliver up to 30% more air velocity by focusing air movement through an exclusive grill design.
- **Three Quiet Speeds:** Offers versatile airflow options from a gentle breeze to powerful circulation, with reduced noise levels.
- **Wide-Body Design:** Ensures enhanced stability, preventing accidental tipping.
- **Built-in Carry Handle:** Facilitates easy portability and repositioning of the fan.
- **Durable Steel Body:** Constructed for longevity and resilience.
- **Top Mounted Controls:** Conveniently located controls for easy access and operation.
- **Fully Assembled:** Ready to use right out of the box with minimal setup required.

# Lasko®

#1 Fan Brand in the USA \*



Source: Circana, LLC, Retail Tracking Service, Small Appliances, Heaters, 12 Months Ending March 2025

Figure 2: Angled view of the Lasko 20 Inch Box Fan, highlighting the top-mounted control knob and integrated carry handle.

## SETUP

The Lasko 20 Inch Box Fan comes fully assembled, requiring minimal setup before use.

1. **Unpacking:** Carefully remove the fan from its packaging. Retain packaging for future storage or transport if needed.
2. **Attaching Stabilizer Feet (Optional):** The fan includes two plastic stabilizer feet. These can be snapped onto the bottom rear of the fan to enhance stability, especially when placed on uneven surfaces or in high-traffic areas. Align the feet with the slots and push firmly until they click into place.
3. **Placement:** Position the fan on a firm, level surface in the desired room. This fan is suitable for indoor use in areas such as bedrooms and living rooms. Ensure the fan is placed away from curtains or other objects that could obstruct airflow or be drawn into the fan blades.
4. **Power Connection:** Plug the fan's polarized plug into a standard 120V AC wall outlet. Ensure the plug is fully inserted.



## OPERATING INSTRUCTIONS

The Lasko 20 Inch Box Fan features simple, top-mounted controls for easy operation.

1. **Power On/Off:** Locate the control knob on the top of the fan. Turn the knob clockwise from the "OFF" position to select a speed setting.
2. **Selecting Fan Speed:**
  - Turn the knob to "I" for Low speed.
  - Turn the knob to "II" for Medium speed.
  - Turn the knob to "III" for High speed.

Adjust the speed according to your cooling preference and room size.

3. **Power Off:** To turn off the fan, rotate the control knob counter-clockwise back to the "OFF" position. For extended periods of non-use, it is recommended to unplug the fan from the power outlet.

## MAINTENANCE

Regular cleaning and maintenance will help ensure the longevity and optimal performance of your Lasko Box Fan.

- **Before Cleaning:** Always unplug the fan from the electrical outlet before cleaning or performing any maintenance.
- **Exterior Cleaning:** Use a soft cloth moistened with a mild soap solution to wipe the exterior surfaces of the fan. Do not use gasoline, benzene, thinner, harsh cleaners, or other solvents as these could damage the fan's finish.
- **Grille Cleaning:** Use a vacuum cleaner with a brush attachment to remove dust and lint from the front and rear grilles. This helps maintain efficient airflow.
- **Internal Cleaning:** The fan blades are not designed to be removed for cleaning. Do not attempt to open the fan housing.
- **Storage:** When storing the fan, keep it in a cool, dry place. It is recommended to store it in its original carton or cover it to protect it from dust.

## TROUBLESHOOTING

If your Lasko Box Fan is not operating as expected, refer to the following common issues and solutions:

Problem	Possible Cause	Solution
Fan does not operate.	No power to the fan. Fused safety plug tripped.	Ensure the fan is securely plugged into a working electrical outlet. Check the fuse in the plug. If the fuse is blown, replace it with a 5 Amp, 125 Volt fuse. If the problem persists, contact customer support.
Reduced airflow or unusual noise.	Dust buildup on grilles or blades. Obstruction near the fan.	Unplug the fan and clean the grilles and blades as described in the Maintenance section. Ensure there are no objects blocking the air intake or exhaust.
Burning plastic/electrical smell.	Motor overheating or internal issue.	Immediately unplug the fan. Do not continue to operate. Contact Lasko customer support for assistance.

If the problem persists after attempting these solutions, please contact Lasko customer support.

SPECIFICATIONS

Feature	Detail
Brand	Lasko
Model Name	Lasko - 20" Premium Box Fan, 3-Speed (3723)
Model Number	3723
Product Dimensions	4.7"D x 21.2"W x 22"H
Item Weight	5 Pounds (approx. 2.27 kg)
Power Source	AC (Corded Electric)
Voltage	120 Volts
Wattage	112 watts
Noise Level	65 dB
Number of Blades	5
Blade Length	20 Inches
Control Method	Touch (Rotary Knob)
Number of Power Levels	3
Indoor/Outdoor Usage	Indoor
Special Feature	Portable, Energy Efficient
Recommended Uses	Air Circulation, Cooling

WARRANTY AND SUPPORT





This Lasko product comes with a manufacturer's warranty. For specific details regarding the warranty period and coverage, please refer to the documentation included with your purchase or visit the official Lasko website.

For technical assistance, troubleshooting not covered in this manual, or warranty claims, please contact Lasko customer support:

- **Lasko Official Website:** [www.lasko.com](http://www.lasko.com)
- **Lasko Store on Amazon:** [Visit the Lasko Store](#)
- Refer to your product packaging or the Lasko website for phone numbers or email contact information.

*Please have your model number (3723) and purchase date available when contacting support.*

Related Documents

	<p><a href="#">Lasko 20" High Velocity Floor Fan or Wallmount Fan - Instruction Manual</a></p> <p>Comprehensive instruction manual for the Lasko 20" High Velocity Floor Fan or Wallmount Fan (Model H20660), covering safety, maintenance, assembly, troubleshooting, and warranty information.</p>
	<p><a href="#">Lasko 2511 Tower Fan with Remote Control - Operating Manual</a></p> <p>This document provides operating instructions, safety information, and warranty details for the Lasko 2511 36" Tower Fan with Remote Control. Learn how to assemble, operate, and maintain your fan for safe and efficient use.</p>
	<p><a href="#">Lasko 2265QM High Velocity Fan: Operating Manual &amp; Safety Guide</a></p> <p>Comprehensive operating manual for the Lasko 2265QM High Velocity Floor or Wallmount Fan. Includes essential safety guidelines, assembly instructions, maintenance tips, and warranty information from Lasko.</p>
	<p><a href="#">Lasko X12905 6-Position Utility Blower Fan with Electronic Controls</a></p> <p>The Lasko X12905 is a versatile 6-position utility blower fan designed for high-velocity air movement. It features electronic controls for 3 speed settings, a 120-volt accessory outlet, and 2 USB ports. Ideal for cooling, ventilating, and exhausting in kitchens, garages, workshops, and basements. Includes a 3-prong grounded plug and circuit breaker.</p>

Documents - Lasko – 3723



[pdf] Specifications Warranty


3723 SS PKG 12 ai Carla Capone Specifications Lasko 22 Box Fan unw1029 3720Lasko

3723specificationssecure img1 ag wfcdn dm document bee4d0df 19a3 4a6f 9775 3bdba4af23ed

specifications |||

Innovators in Home Comfort Quiet Energy Efficient Durable Steel Body 2-Year Limited Warranty 20 INCH WIND RING SYSTEM Innovative Wind Ring System for 30 More Air Velocity Made in the USA with Domestic and Imported Parts MODEL **3723** Innovators in Home Comfort Model **3723** Patent Pending 20 Prem...

lang:en score:25 filesize: 1.28 M page\_count: 2 document date: 2012-08-29



## [Global Express Guaranteed Service Guide - International Shipping Policies](#)

Comprehensive guide detailing policies, regulations, and procedures for Global Express Guaranteed (GXG) international expedited delivery services offered by the United States Postal Service in partnership with FedEx Express. Covers shipping requirements, prohibited items, insurance, and form instructions.

lang:en **score:24** filesize: 19.87 M page\_count: 1159 document date: 2012-06-12



## [\[pdf\] Specifications Warranty](#)

3723 SS PKG 12 ai Carla Capone Spec image riverbendhome ProductInfo

Innovators in Home Comfort Quiet Energy Efficient Durable Steel Body 2-Year Limited Warranty 20 INCH WIND RING SYSTEM Innovative Wind Ring System for 30 More Air Velocity Made in the USA with Domestic and Imported Parts **MODEL 3723** Innovators in Home Comfort Model **3723** Patent Pending 20 Prem...


lang:en **score:22** filesize: 1.28 M page\_count: 2 document date: 2012-08-29



## [Billboard International Buyer's Guide 2006 | Music Industry Directory](#)

The 2006 Billboard International Buyer's Guide provides a comprehensive directory of the global music industry, listing record labels, music publishers, entertainment attorneys, distributors, and related services.

lang:en **score:16** filesize: 23.26 M page\_count: 330 document date: 2016-10-21



[pdf]

Provider and pharmacy directory Personal Choice 65SM PPO 2025 Pharmacy Directory This is current as of June provides a list 65 Elite Rx pc ibxmedicare s members guides forms |||

Personal Choice 65SM PPO 2025 Provider/Pharmacy Directory Personal Choice 65 Elite Rx PPO, Personal ... , DO F Zafar, Fateen D., MD F Has evening hours Urdu 002805563 Kim, Nami, DO F MD M 004623723 8th And Van Hook Lee, Elizabeth L., MD Melli, Jenny, MD F 2 Cooper Plaza, Sj Streets F ...

lang:en score:12 filesize: 15.53 M page\_count: 2780 document date: 2025-05-28

[pdf]

FANandBLOWERPATENTLIST.xlsx gsw MODEL Lasko Uploaded to laskoproducts patents 2019 03 05 FANS and BLOWERS USA Non MARCH2019 FAN BLOWERPATENTLIST lasko |||

Uploaded to www.laskoproducts.com/patents: 2019.03.05 FANS and BLOWERS Notice to User: This list a ... 2654 2708 2711 2740 2744 3012 3016 3150 3151 3300 3515 3520 3540 3542 3635 3637 3700 3720 3721 3722 3723 3733 3735 3743 3755 3760 4000 4006 4305 4420 4440 4443 4733 4820 4821 4824 4890 4900 4903 4904 ...

lang:en score:10 filesize: 55.71 K page\_count: 10 document date: 2019-03-05



[pdf]

Provider and pharmacy directory Keystone 65 HMO POS 2025 Pharmacy Directory Kaiser Smith Joanne DO F Lightfoot Judith A Shenk Suzanne H Hansen Amanda M CRNP Keiser Melissa Mathew Radhika ks hmo ibxmedicare s members guides forms |||

Keystone 65 HMO/HMO-POS 2025 Provider/Pharmacy Directory Keystone 65 Basic, Essential, Liberty, Pref ... NJ 08103 856 342-7600 Joshi, Ami S., DO F Zafar, Fateen D., MD F Has evening hours Urdu 004623723 2 Cooper Plaza, Sj Health Care Center Camden, NJ 08103 856 342-7600 Jain, Navjot K., DO F P...

lang:en score:10 filesize: 15.19 M page\_count: 2724 document date: 2025-05-28

[pdf]

FANandBLOWERPATENTLIST.xlsx gsw FANS and BLOWERS lasko 2018 04 |||

Uploaded to www.laskoproducts.com/patents: 2018.04.02 FANS and BLOWERS Notice to User: This list a ... 2654 2708 2711 2740 2744 3012 3016 3150 3151 3300 3515 3520 3540 3542 3635 3637 3700 3720 3721 3722 3723 3733 3735 3743 3755 3760 4000 4006 4305 4420 4440 4443 4733 4820 4821 4824 4890 4900 4903 4904 ...

lang:en score:10 filesize: 54.09 K page\_count: 10 document date: 2018-04-02



This is a screenshot of a patent list spreadsheet titled "FANS and BLOWERS". The spreadsheet contains multiple columns with patent information, including patent numbers, titles, and dates. The data is organized in a structured table format.

[\[pdf\]](#)

FANandBLOWERPATENTLIST.xlsx gsw FANandBLOWERPATENTLIST-006 lasko uploads 2020 09  
 Uploaded to www.laskoproducts.com/patent: 2020.09.10 FANS and BLOWERS  
 Notice to User: This list as ... property. MODEL # 2744 3012 3016 3150 3151 3300  
 3515 3520 3540 3542 3635 3637 3700 3720 3721 3722 **3723** 3733 3735 3743 3755  
 3760 3900 4000 4006 4305 4420 4440 4443 4733 4820 4821 4824 4890 4900 4903

lang:en score:10 filesize: 80.59 K page\_count: 10 document date: 2020-09-10

This is a screenshot of a patent list spreadsheet titled "FANS and BLOWERS". The spreadsheet contains multiple columns with patent information, including patent numbers, titles, and dates. The data is organized in a structured table format.

[\[pdf\]](#)

FANandBLOWERPATENTLIST.xlsx gsw FANandBLOWERPATENTLIST-007 lasko uploads 2020 10  
 Uploaded to www.laskoproducts.com/patent: 2020.10.01 FANS and BLOWERS  
 Notice to User: This list as ... property. MODEL # 2744 3012 3016 3150 3151 3300  
 3515 3520 3540 3542 3635 3637 3700 3720 3721 3722 **3723** 3733 3735 3743 3755  
 3760 3900 4000 4006 4305 4420 4440 4443 4733 4820 4821 4824 4890 4900 4903

lang:en score:10 filesize: 81.32 K page\_count: 10 document date: 2020-10-01

This is a screenshot of a patent list spreadsheet titled "FANS and BLOWERS". The spreadsheet contains multiple columns with patent information, including patent numbers, titles, and dates. The data is organized in a structured table format.

[\[pdf\]](#)

FANandBLOWERPATENTLIST.xlsx gsw FANandBLOWERPATENTLIST-008 lasko uploads 2020 11  
 Uploaded to www.laskoproducts.com/patent: 2020.11.02 FANS and BLOWERS  
 Notice to User: This list as ... property. MODEL # 2744 3012 3016 3150 3151 3300  
 3515 3520 3540 3542 3635 3637 3700 3720 3721 3722 **3723** 3733 3735 3743 3755  
 3760 3900 4000 4006 4305 4420 4440 4443 4733 4820 4821 4824 4890 4900 4903

lang:en score:10 filesize: 81.4 K page\_count: 10 document date: 2020-10-29

This is a screenshot of a patent list spreadsheet titled "FANS and BLOWERS". The spreadsheet contains multiple columns with patent information, including patent numbers, titles, and dates. The data is organized in a structured table format.

[\[pdf\]](#)

FANandBLOWERPATENTLIST.xlsx gsw FANS and BLOWERS 1 lasko 2019 09 |||  
 Uploaded to www.laskoproducts.com/patent: 2019.10.01 FANS and BLOWERS  
 Notice to User: This list as ... 2654 2708 2711 2740 2744 3012 3016 3150 3151 3300  
 3515 3520 3540 3542 3635 3637 3700 3720 3721 3722 **3723** 3733 3735 3743 3755  
 3760 3900 4000 4006 4305 4420 4440 4443 4733 4820 4821 4824 4890 4900 4903

lang:en score:10 filesize: 60.03 K page\_count: 11 document date: 2019-09-30