

Barska AB10768

Barska 30x80mm X-Trail Binoculars User Manual

Model: AB10768

INTRODUCTION

Thank you for choosing the Barska 30x80mm X-Trail Binoculars. These high-power binoculars are designed for long-range terrestrial and celestial viewing, offering bright and clear images even in low-light conditions. Featuring BAK-4 Porro prisms and multi-coated optics, they provide a wide-angle view and are built with durable rubber armor for robust outdoor use. This manual provides essential information for the proper setup, operation, and maintenance of your binoculars to ensure optimal performance and longevity.

PRODUCT FEATURES

- **High Power Magnification:** Features 30x powerful magnification for detailed observation.
- **Quality Optics:** Equipped with BAK-4 prism and large 80mm objective lenses for bright, crystal-clear views.
- **Distance Observation:** Suitable for long-range terrestrial and celestial viewing, performing well in low-light.
- **Durable Construction:** An optical instrument designed for high quality and practical usage.
- **Easy Handling:** Shockproof design with a braced-in tripod mounting post, includes premium carrying case, lens covers, and lens cloth.

30X80MM X-TRAIL BINOCULARS WITH BRACED-IN TRIPOD MOUNT

AB10768



**NECK STRAP AND
CARRYING CASE INCLUDED**

FEATURES



PORRO PRISM



BAK-4 GLASS



MULTI
COATED



RUBBER
ARMOR



TRIPOD
ADAPTABLE

Image: Key features of the Barska 30x80mm X-Trail Binoculars, including Porro Prism, BAK-4 Glass, Multi-Coated optics, Rubber Armor, and Tripod Adaptability.

PACKAGE CONTENTS

Upon unboxing, please verify that all the following components are included:

- Barska 30x80mm X-Trail Binoculars with Braced-in Tripod Mounting Post
- Premium Carrying Case
- Objective Lens Covers
- Eyepiece Lens Covers
- Lens Cloth

See It All Clearly



Hiking in the Mountains



Camping by a Lake



Outdoor Concert



Wildlife/Hunting in a Forest

Image: The Barska 30x80mm X-Trail Binoculars shown alongside its premium carrying case and neck strap.

SETUP

1. Unpacking and Initial Inspection

Carefully remove the binoculars and all accessories from the packaging. Inspect for any visible damage. Keep the original packaging for future storage or transport.

2. Attaching the Neck Strap (Optional)

If desired, attach the provided neck strap to the strap lugs on the sides of the binoculars. Ensure it is securely fastened to prevent accidental drops.

3. Tripod Mounting

Due to their high magnification and weight, these binoculars are best used with a tripod for stable viewing. The binoculars feature a braced-in tripod mounting post. To attach to a tripod, locate the threaded socket on the central axis of the

binoculars. Screw the binoculars onto a standard photographic tripod adapter or directly onto a tripod with a compatible screw mount. Ensure the connection is firm and stable before use.



Image: The Barska 30x80mm X-Trail Binoculars securely mounted on a tripod, demonstrating its stability for long-range viewing.

OPERATING INSTRUCTIONS

1. Adjusting Interpupillary Distance (IPD)

Hold the binoculars with both hands and look through the eyepieces. Bend the binoculars at the hinge until you see a single, clear circular field of view. This adjusts the distance between the eyepieces to match the distance between your eyes.

2. Focusing

1. Close your right eye and look through the left eyepiece. Rotate the central focus wheel until the image is sharp and clear.
2. Close your left eye and look through the right eyepiece. Rotate the diopter adjustment ring (usually on the right eyepiece) until the image is sharp and clear.
3. Now, with both eyes open, the image should be in focus. For subsequent viewing, use only the central focus wheel to adjust for different distances.

3. Eyecups Adjustment

The eyecups can be twisted up or down to provide comfortable viewing with or without eyeglasses. Twist them up if you do not wear glasses, and twist them down if you do, to ensure you see the full field of view.



Image: A detailed view of the Barska 30x80mm X-Trail Binoculars, highlighting the central focus wheel and large objective lenses, crucial for operation.

MAINTENANCE

1. Cleaning Lenses

Use the provided lens cloth or a soft, lint-free cloth specifically designed for optical lenses. Gently wipe the lens surfaces to remove dust or smudges. For stubborn dirt, a small amount of lens cleaning fluid can be applied to the cloth, not directly to the lens.

2. Cleaning Body

Wipe the rubber armored body with a soft, damp cloth. Avoid using harsh chemicals or abrasive cleaners.

3. Storage

When not in use, store the binoculars in their carrying case in a cool, dry place, away from direct sunlight and extreme

temperatures. Ensure lens caps are on to protect the optics from dust and scratches.

TROUBLESHOOTING

Problem	Possible Cause	Solution
Image appears blurry or out of focus.	Incorrect focus adjustment.	Adjust the central focus wheel and diopter ring as described in the "Operating Instructions" section.
Seeing a double image or two overlapping circles.	Interpupillary distance not set correctly; potential collimation issue.	Adjust the interpupillary distance by bending the binoculars at the hinge until a single circle is seen. If the problem persists, the binoculars may require professional collimation.
Difficulty holding the image steady.	High magnification makes hand-holding difficult; lack of stable support.	Use a sturdy tripod for optimal stability, especially at 30x magnification.
Dust or smudges on lenses.	Exposure to environment; improper handling.	Clean lenses gently with the provided lens cloth or a specialized optical cleaning kit.

SPECIFICATIONS






Feature	Detail
Model Name	AB10768
Magnification	30x
Objective Lens Diameter	80mm
Prism Type	BAK-4 Porro Prism
Optics Coating	Multi-Coated
Material	Rubber Armor
Color	Black
Item Weight	1 Pounds (approx. 0.45 kg)
Item Dimensions (LxWxH)	13 x 3.75 x 9.1 inches (approx. 33 x 9.5 x 23.1 cm)
Tripod Mountable	Yes, braced-in tripod mounting post
Suggested Users	Unisex-Adult
Sport Type	Hunting, Stargazing, Bird Watching, Outdoor Viewing

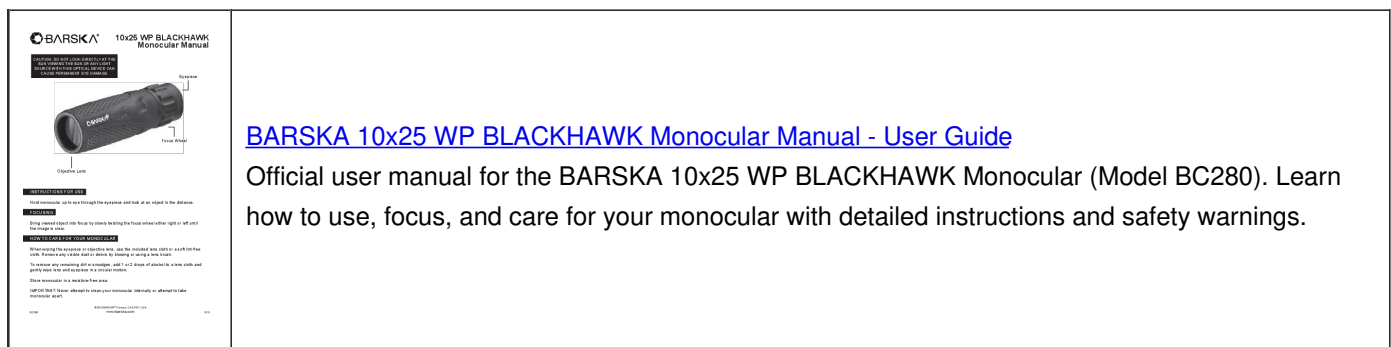
WARRANTY AND SUPPORT

For warranty information, please refer to the manufacturer's official website or the documentation included with your purchase. Barska products typically come with a limited warranty covering defects in materials and workmanship. For technical support, replacement parts, or service inquiries, please contact Barska customer service directly. Contact details can usually be found on the Barska website or in the product packaging.

Warranty Description: See manufacturer

Related Documents - AB10768

	<p>BARSKA Binocular User Manual: Instructions for Use, Care, and Cleaning</p> <p>Comprehensive user manual for BARSKA binoculars, covering setup, focusing, eye adjustments, care, cleaning, and waterproof/fog-proof features. Includes model BC285 and related zoom, waterproof, and focus-free binoculars.</p>
	<p>Barska Binocular Instruction Manual</p> <p>Comprehensive guide to using and caring for Barska binoculars, covering eye adjustments, focusing, waterproof features, eyecups, tripod adapters, and cleaning instructions.</p>
	<p>Barska Starwatcher 300 Power Telescope Assembly and User Guide</p> <p>Comprehensive guide for assembling, using, and maintaining the Barska Starwatcher 300 Power Telescope. Includes setup instructions, accessory attachment, focusing, magnification details, care tips, technical specifications, and warranty information.</p>
	<p>BARSKA Binocular Instructions Manual - Waterproof, Eyecups, Focusing, and Care</p> <p>Comprehensive instructions for BARSKA binoculars, covering waterproof features, eyecup adjustments, focusing systems (center, individual, zoom-free), care, and cleaning. Learn how to optimize your viewing experience.</p>
	<p>BARSKA Level ED Spotting Scope User Manual and Warranty Information</p> <p>Comprehensive user manual and limited lifetime warranty details for the BARSKA Level ED spotting scope, covering parts identification, setup, operation, maintenance, and warranty service procedures.</p>



Documents - Barska – AB10768



[\[pdf\]](#) Guide Accessories Catalog


Barska Binoculars AC10552 User Guide e4b0658c 3baf 4b3c 86df ee0ba90865de archive org manualsonline id

BARSKA. Sport Optics Products As Diverse As The Customers Who Use Them. Since 1994, BARSKA s succe ... visit: www.barska.com X-TRAIL Binoculars 2011 BARSKA Sport Optics Catalog Binoculars 30x80 **AB10768** Braced-in tripod-mounting post, includes premium carrying case 20x80 AB10590 Braced-in trip... lang:en score:35 filesize: 10.22 M page_count: 88 document date: 2010-11-19



[\[pdf\]](#) User Manual Accessories Catalog

Untitled 2021 Catalog LR barska product manuals Barska Shotgun Forearm W Rails for Mossberg 500A Weaver Style Picatinny respective owners the manual slow motion controls to follow ||| BARSKA. Sport Optics Products As Diverse As The Customers Who Use Them. Since 1994, Barska s succe ... total size of the construction by about 30 compared to the traditional porro prism system. 30x80 **AB10768** Braced-in tripod-mounting post, includes premium carrying case 12x60 AB13648 20x80 WP AB105... lang:en score:31 filesize: 10.79 M page_count: 124 document date: 2021-05-14



[\[pdf\]](#) User Manual Accessories Catalog

Optics Catalog 2020 Barska 6 feb 2022 — NVX Night Vision improper handling installation maintenance unauthorized repairs or the manual slow motion controls to follow 1055 barska Download ProductManualDocument ||| BARSKA. Sport Optics Products As Diverse As The Customers Who Use Them. Since 1994, Barska s succe ... total size of the construction by about 30 compared to the traditional porro prism system. 30x80 **AB10768** Braced-in tripod-mounting post, includes premium carrying case 20x50 Wide Angle CO10676 20x... lang:en score:28 filesize: 11.79 M page_count: 132 document date: 2019-11-20



[\[pdf\]](#) Accessories Catalog

Optics Catalog 2022 Barska 6 avr — The BARSKA Level HD series precision engineered scopes make targeting easier with the help of an illuminated red and green reticle A rheostat allows user 1053 barska Download ProductManualDocument |||

BARSKA. Sport Optics Products As Diverse As The Customers Who Use Them. Since 1994, Barska s succe ... total size of the construction by about 30 compared to the traditional porro prism system. 30x80 **AB10768** Braced-in tripod-mounting post, includes premium carrying case 12x60 AB13648 20x80 WP AB105... lang:en **score:21** filesize: 10.35 M page_count: 120 document date: 2021-12-16



[\[pdf\]](#) Accessories

2025 Optics LR barska 01 |||

BARSKA. Sport Optics Products As Diverse As The Customers Who Use Them. For decades, we ve been a ... total size of the construction by about 30 compared to the traditional porro prism system. 30x80 **AB10768** Braced-in tripod-mounting post Includes premium carrying case 20x80 WP AB10590 Braced-in... lang:en **score:21** filesize: 12.86 M page_count: 108 document date: 2024-10-24



[\[pdf\]](#) Catalog

2024 Catalog LR barska 01 |||

BARSKA. Sport Optics Products As Diverse As The Customers Who Use Them. Since our inception three ... total size of the construction by about 30 compared to the traditional porro prism system. 30x80 **AB10768** Braced-in tripod-mounting post, includes premium carrying case 12x60 AB13648 20x80 WP AB105... lang:en **score:21** filesize: 10.51 M page_count: 120 document date: 2024-01-16



[\[pdf\]](#) Accessories Catalog

Vandernet Barska catalog 2015 vandernet tuotetiedostot brandfiles Esitteet |||

BARSKA. Sport Optics Products As Diverse As The Customers Who Use Them. Since 1994, BARSKA s succ ... total size of the construction by about 30 compared to the traditional porro prism system. 30x80 **AB10768** Braced-in tripod-mounting post, includes premium carrying case 20x50 Wide Angle CO10676 20x... lang:en **score:20** filesize: 13.48 M page_count: 136 document date: 2013-11-09