

Manuals+

[Q & A](#) | [Deep Search](#) | [Upload](#)

manuals.plus /

- › [Walker](#) /
- › [Walker 52216 Exhaust Pipe User Manual](#)

Walker 52216

Walker 52216 Exhaust Pipe User Manual

Model: 52216 | Brand: Walker

PRODUCT OVERVIEW

The Walker 52216 Exhaust Pipe is engineered for durability and precise fit. Constructed from aluminized steel, this premium pipe is manufactured with precision benders and fixture checked to ensure quick and easy installation, performing like original equipment.

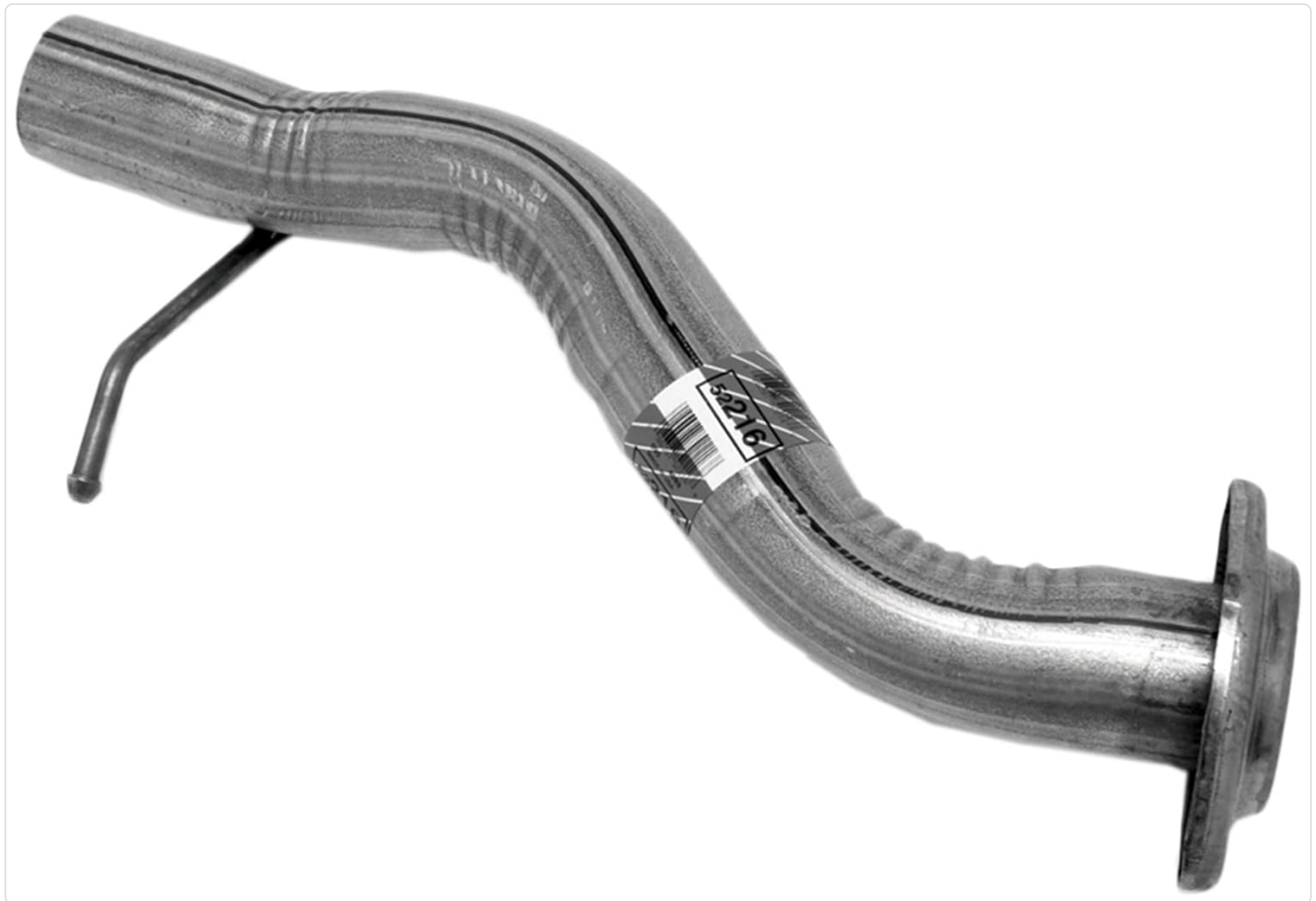


Image of the Walker 52216 exhaust pipe, showcasing its curved design and flange connection.

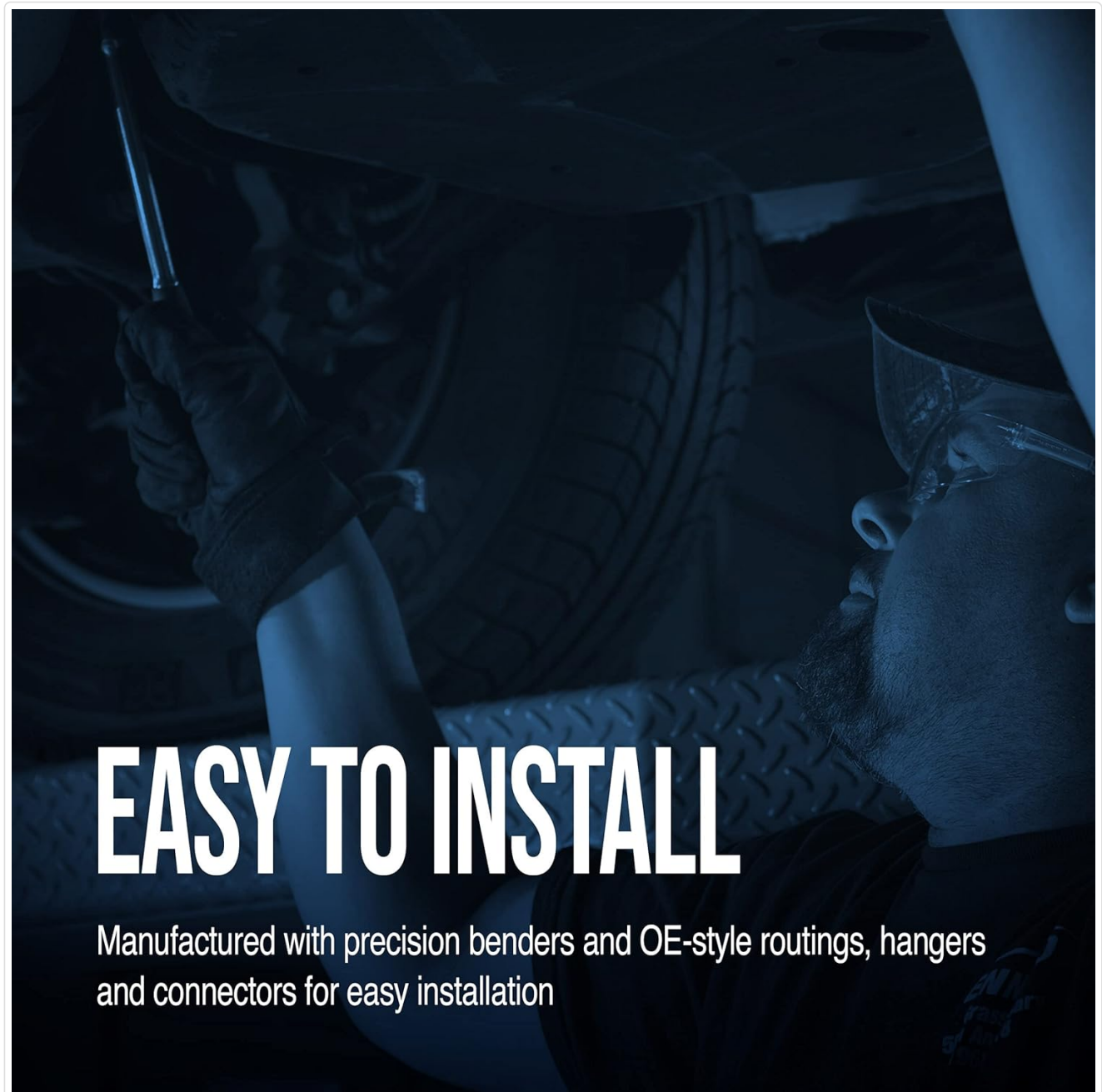
COMPATIBILITY

This exhaust pipe is compatible with various Chevrolet Silverado 1500 models, including: 2007-2007 Chevrolet Silverado 1500 Classic; 2002-2002 Chevrolet C1500; 1999-1999 Chevrolet Silverado 1500; 2000-2000 Chevrolet Silverado 1500; 2001-2001 Chevrolet Silverado 1500; 2002-2002 Chevrolet Silverado 1500; 2003-2003 Chevrolet Silverado 1500.

Important: Before purchasing and installing, it is crucial to research and ensure the part will fit your specific vehicle. Always enter all vehicle information (year, make, model, engine, and trim) for compatibility verification and check any qualifier notes provided by the manufacturer.

INSTALLATION GUIDE

The Walker 52216 Exhaust Pipe is designed for easy installation. It is manufactured with precision bends and OE-style routings, hangers, and connectors to facilitate a straightforward process where applicable.




A mechanic installing an exhaust pipe under a vehicle, emphasizing the ease of installation due to precision manufacturing.

For a complete exhaust system upgrade, it is recommended to use premium Walker accessories when installing Walker catalytic converters and mufflers. The direct-fit design is fixture checked to ensure a precise fit that performs like original equipment, contributing to optimal OE-style performance.

BETTER TOGETHER

Use premium Walker accessories when installing Walker catalytic converters and mufflers for a complete exhaust system upgrade



Visual representation of how Walker exhaust components, including catalytic converters and mufflers, fit together for a complete system upgrade.

OE PERFORMANCE

Designed to perform and fit like original equipment



A car in motion on a winding road, symbolizing the OE-style performance and precise fit of Walker exhaust systems.

OPERATION AND PERFORMANCE

The Walker 52216 Exhaust Pipe is designed to integrate seamlessly into your vehicle's exhaust system, ensuring optimal flow and performance. Its construction and design contribute to maintaining the vehicle's original equipment performance standards.

PREMIUM MATERIALS

Made from high-quality materials for durability and long life



Illustration highlighting the use of premium materials in Walker exhaust components, showing various pipe shapes.

MAINTENANCE

The durable aluminized-steel construction of the Walker 52216 Exhaust Pipe is specifically chosen to inhibit corrosion, promoting long-term performance and extending the life of the component. Regular visual inspection of the exhaust system for any signs of damage, leaks, or excessive corrosion is recommended. Address any issues promptly to maintain optimal vehicle performance and safety.

TROUBLESHOOTING

While the Walker 52216 Exhaust Pipe is designed for a precise fit, installation issues can sometimes arise. If you encounter difficulties during installation or experience unexpected performance after installation, consider the following:

- **Fitment Issues:** Double-check the compatibility information for your specific vehicle year, make, model, engine, and trim. Ensure all existing components are correctly aligned before attempting to secure the new pipe.

- **Leaks:** Inspect all connections for proper sealing. Ensure clamps are tightened to the manufacturer's specifications and that gaskets are correctly seated and undamaged.
- **Noise:** Unusual noises can indicate loose connections, contact with other vehicle components, or internal damage. Verify all hangers and mounting points are secure and that the pipe is not vibrating against the vehicle's chassis.
- **Professional Assistance:** If problems persist, it is advisable to consult a qualified automotive technician for diagnosis and repair.

SPECIFICATIONS

The Walker 52216 Exhaust Pipe is offered in a variety of lengths and diameters, featuring the appropriate Inlet Diameter (I.D.) and Outlet Diameter (O.D.) connections to match specific vehicle requirements.



Diagram illustrating the availability of Walker exhaust pipes in different lengths and diameters to suit various vehicle repair needs.




Feature	Detail
Model Number	52216

Brand	Walker
Material	Aluminized Steel (Alloy Steel)
Installation Type	Bolt-On
Item Weight	2.41 pounds
Product Dimensions	25 x 8.8 x 5 inches
Country of Origin	USA
UPC	086387522168

WARRANTY AND SUPPORT

For information regarding product warranty, returns, or technical support, please refer to the official Walker website or contact their customer service directly. Keep your purchase receipt and product model number (52216) readily available for any inquiries.

Related Documents - 52216

	<p>Walker Commercial Vehicle 2014-2015 Master Catalog</p> <p>Comprehensive catalog from Walker featuring exhaust system components for commercial vehicles, including mufflers, flex pipes, and accessories. Covers heavy-duty, medium-duty trucks, buses, and agricultural applications with model identification and technical specifications.</p>
	<p>Walker A16 Boom Sprayer Operator's Manual: Safety, Assembly, Operation, Maintenance</p> <p>Comprehensive operator's manual for the Walker A16 Boom Sprayer, covering safety instructions, assembly procedures, operating guidelines, maintenance tips, troubleshooting, and parts lists. Compatible with various Walker mower decks.</p>
	<p>Walker Rider Lawnmower Owner's Manual MS36-42 MC36-54</p> <p>Owner's manual for Walker Rider Lawnmower models MS36-42 (11-HP) and MC36-54 (16-HP), detailing assembly, safety, operation, and maintenance. Includes specifications and troubleshooting.</p>



[Walker C19 Illustrated Parts Manual](#)

Detailed illustrated parts manual for the Walker C19 riding mower, providing comprehensive lists and diagrams for all components, including chassis, engine, drive systems, and accessories. Essential for maintenance and repair.



[Walker Illustrated Parts Manual for DM36, DM42, DM42A, DM42B, DM48 Mulching Decks and Carrier Frames](#)

This illustrated parts manual provides detailed information for Walker DM36, DM42, DM42A, DM42B, and DM48 mulching decks and carrier frame assemblies. It includes part numbers, descriptions, diagrams, and assembly instructions to help identify and order replacement components for Walker lawn mowers.



[Walker T23 Illustrated Parts Manual](#)

Comprehensive illustrated parts manual for the Walker T23 commercial rider mower. Includes detailed diagrams, part numbers, and assembly information for maintenance and repair of all major components, including the Rehlko/Kohler engine.