

## Manuals+

[Q & A](#) | [Deep Search](#) | [Upload](#)

[manuals.plus](#) /

› [MARCATO](#) /

› [Marcato Atlas Drive Motor Instruction Manual](#)

## MARCATO 8325

# Marcato Atlas Drive Motor Instruction Manual

Model: 8325



## PRODUCT OVERVIEW

---

The Marcato Atlas Drive Motor is designed to add electric power to compatible Marcato pasta machines and attachments, enhancing the pasta-making experience by freeing up your hands. Made from metalized ABS, this motor operates at 110 volts, 60 Hz, and 100 watts, and is UL listed for household use.



Figure 1: The Marcato Atlas Drive Motor, a silver-colored unit with a power cord, designed to motorize manual pasta machines.

## SAFETY INFORMATION

---

- Ensure the motor is disconnected from the power supply before cleaning or performing any maintenance.
- This appliance is for household use only.
- Do not immerse the motor in water or any other liquid.
- Keep hands and loose clothing away from moving parts during operation.
- Always supervise children when the appliance is in use.

## SETUP AND INSTALLATION

---

1. **Compatibility Check:** The Marcato Atlas Drive Motor is compatible with Marcato pasta machines that have small holes on the side where the hand crank would normally attach. This includes models such as the Atlas 150 and Atlas 180.

2. **Positioning the Pasta Machine:** Place your compatible Marcato pasta machine on a stable, flat surface. The motor's design allows the machine to be perfectly balanced without needing to be clamped down, offering flexibility in placement.
3. **Attaching the Motor:**
  - Locate the drive shaft on the motor and align it with the corresponding opening on your pasta machine.
  - Gently push the motor onto the machine until it snaps securely into place. The two pins on the motor will connect to the machine, allowing the motor to turn the rollers.



Figure 2: Aligning and attaching the motor to the pasta machine's drive shaft.



Figure 3: The Marcato Atlas pasta machine with the drive motor securely attached, ready for operation.

4. **Power Connection:** Plug the motor's power cord into a standard 110-volt, 60 Hz electrical outlet. The motor comes with a long cord for convenience.

## OPERATING INSTRUCTIONS

---

The Marcato Atlas Drive Motor features a simple three-position switch for operation:

- **OFF:** The central position turns the motor off.
- **PULSE:** Push and hold the switch to this position for momentary operation. The motor will run only while the switch is held.
- **ON:** Push the switch to this position for continuous operation. The motor will run until the switch is moved back to the OFF position.

With the motor attached, you can now use both hands to feed pasta dough through the machine, making the process faster and more efficient.



Figure 4: A sheet of pasta dough being fed through the rollers of the machine, powered by the motor.





Figure 5: Freshly cut pasta strands emerging from the machine's cutting attachment.

## MAINTENANCE AND CLEANING

---

The Marcato Atlas Drive Motor is designed for easy maintenance. After each use, simply wipe the motor clean with a dry or slightly damp cloth. Do not use abrasive cleaners or immerse the motor in water.

For the pasta machine itself, refer to its specific cleaning instructions, which typically involve brushing off excess flour and dough and avoiding water.

## TROUBLESHOOTING

---

If the motor does not operate:

- Ensure the power cord is securely plugged into a working electrical outlet.
- Check that the motor is correctly attached to the pasta machine.
- Verify the switch is in the "ON" or "PULSE" position.

If you experience unusual noises or performance issues, discontinue use and contact customer support.

SPECIFICATIONS

Feature	Detail
Brand	MARCATO
Model Number	8325
Product Dimensions	5.75"L x 7"W x 4.5"H
Item Weight	27 Ounces (approx. 1.69 Pounds)
Material	Metalized ABS (Chrome Plated Steel, Plastic, Steel)
Color	Silver Pasta Machine Motor
Operation Mode	Automatic
Power	110volt-60Hz 100Watt (UL listed 62HA)
Made In	Italy



Figure 6: Approximate dimensions of the pasta machine, indicating where the motor attaches.

WARRANTY AND SUPPORT






For detailed warranty information and customer support, please refer to the official Marcato website or the user guide

provided with your product. A digital version of the user guide can be accessed via this link: [Marcato Atlas Drive Motor User Guide \(PDF\)](#).



© 2024 MARCATO. All rights reserved.

Related Documents - 8325

	<p><a href="#">Marcato Atlas 150 Wellness Pasta Maker: Complete Guide and Recipes</a></p> <p>A comprehensive guide to using the Marcato Atlas 150 Wellness pasta maker, including basic dough preparation, pasta sheet making, cooking instructions, maintenance, and various recipes for fresh pasta.</p>
	<p><a href="#">Marcato Atlas 150 Pasta Maker User Manual and Recipes</a></p> <p>A comprehensive guide to using the Marcato Atlas 150 pasta maker, covering dough preparation, machine operation, pasta making techniques, cooking, care, maintenance, and recipes for various pasta types. Includes a detailed thickness chart.</p>
<p>Atlas 150 Atlas 180 Atlas Roller 150 Atlas Roller 180 Atlas Slide 150 Atlas Slide 180 Atlasmotor Ampia 150 Ampia 180 Ampiamotor</p> 	<p><a href="#">Marcato Atlas 150 Pasta Machine Instructions and Recipes</a></p> <p>Comprehensive guide to the Marcato Atlas 150 pasta machine, including operating instructions, safety precautions, maintenance tips, and a basic fresh pasta recipe. Learn about various accessories and thickness settings for creating different pasta shapes.</p>
<p>Motore Pastadrive Pastadrive Motor Moteur Pastadrive Motor Pastadrive Motor Pastadrive Motor de Pastadrive Pastadrive-motor Pastadrive-motor Pastadrive-motor Motor Pastadrive Pastadrive motor Silnik Pastadrive Motor Pastadrive Двигатель Pastadrive Pastadrive Motoru Pastadrive 电机 バスタドライブモーター 제안기 모터 Motor Pastadrive Mont.p Pastadrive</p> 	<p><a href="#">Marcato Pastadrive Motor: User Manual and Safety Guide</a></p> <p>Discover the Marcato Pastadrive motor for your pasta maker. This manual provides essential safety instructions, usage guidelines, and warranty information for the Marcato Atlas 150 and other compatible machines.</p>
<p>Atlas 150 Atlas 180 Atlas Roller 150 Atlas Roller 180 Atlas Slide 150 Atlas Slide 180 Atlasmotor Ampia 150 Ampia 180 Ampiamotor</p> 	<p><a href="#">Manuale Istruzioni Marcato Atlas 150: Guida Completa per la Pasta Fresca</a></p> <p>Manuale completo per le macchine per la pasta Marcato Atlas 150 e modelli correlati. Include istruzioni d'uso, manutenzione, ricette e accessori per creare pasta fresca fatta in casa.</p>



Motore Pastadrive  
Pastadrive Motor  
Moteur Pastadrive  
Motor Pastadrive  
Motor Pastadrive  
Motor de Pastadrive  
Pastadrive motor  
Pastadrive-mootori  
Pastadrive-motor  
Motor Pastadrive  
Pastadrive motor  
Silnik Pastadrive  
Motor Pastadrive  
Jawarans Pastadrive  
Pastadrive Motoru  
دوم Pastadrive  
Pastadrive 电机  
パスタドライブモーター  
제반기 모터  
pdm Pastadrive  
Mont.p Pastadrive



## [Marcato Pastadrive Motor User Manual and Safety Guide](#)

Essential safety precautions, operating instructions, and warranty information for the Marcato Pastadrive Motor, designed to enhance Marcato pasta machines for home use.