

Wacom CTE640S

Wacom Graphire4 6x8 USB Tablet (Model CTE640S) User Manual

Your comprehensive guide to setup, operation, and maintenance.

1. INTRODUCTION

The Wacom Graphire4 6x8 USB Tablet (Model CTE640S) is a versatile input device designed for creative professionals and enthusiasts. It enables precise digital drawing, photo editing, and document annotation through its pressure-sensitive pen and cordless mouse. This manual provides essential information to help you set up, operate, and maintain your Graphire4 tablet, ensuring optimal performance and an enhanced digital experience.

2. SAFETY INFORMATION

- **Electrical Safety:** Ensure the tablet is connected to a properly grounded USB port. Avoid exposing the device to liquids or extreme temperatures.
- **Handling:** Handle the tablet, pen, and mouse with care. Avoid dropping or applying excessive force.
- **Ventilation:** Do not block ventilation openings on the tablet, if any, to prevent overheating.
- **Cleaning:** Refer to the maintenance section for proper cleaning procedures.

3. PACKAGE CONTENTS

Verify that all items are present in your Graphire4 package:

- Graphire4 6x8 pen tablet
- Pressure-sensitive pen
- Pen stand
- Cordless mouse
- 2 CD-ROMs (Wacom tablet driver software, bundled software)
- User manual
- Bundled software: Adobe Photoshop Elements 3, Corel Painter Essentials 2, nik Color Efex Pro 2 GE

4. SETUP

Follow these steps to set up your Wacom Graphire4 tablet:

4.1 Hardware Connection

1. Connect the USB cable from the Graphire4 tablet to an available USB port on your computer (PC or Mac).
2. The tablet will be powered via the USB connection.

4.2 Driver Installation

For full functionality, install the Wacom tablet drivers:

1. Insert the Wacom tablet driver software CD-ROM into your computer's optical drive.
2. Follow the on-screen instructions to install the drivers. Restart your computer if prompted.
3. Alternatively, visit the official Wacom website to download the latest drivers for your Graphire4 CTE640S model.

4.3 Software Installation

The Graphire4 tablet comes bundled with creative software:

1. Insert the bundled software CD-ROM.
2. Install Adobe Photoshop Elements 3, Corel Painter Essentials 2, and nik Color Efex Pro 2 GE by following the respective installation guides.



Figure 1: The Wacom Graphire4 6x8 USB Tablet, featuring its main components: the tablet surface, a cordless mouse, and a pressure-sensitive pen. The tablet surface includes a clear overlay for personalization and the 'graphire' logo.

5. OPERATING THE TABLET

The Wacom Graphire4 offers intuitive control through its pen and mouse.

5.1 Using the Pen

- **Pressure Sensitivity:** The pen features 512 levels of pressure sensitivity. This allows you to control the thickness of lines, opacity of colors, or intensity of effects in compatible software by varying how firmly you press the pen tip to the tablet surface.

- **Programmable Side-Buttons:** The pen includes two programmable side-buttons. These can be customized through the Wacom Tablet Properties software to perform various functions, such as right-click, double-click, or keyboard shortcuts.
- **Eraser:** The pen has a pressure-sensitive eraser on its opposite end, allowing for natural and easy corrections in digital applications.
- **Cordless and Battery-Free:** The pen operates without cords or batteries, providing a lightweight and comfortable user experience.

5.2 Using the Mouse

- **Cordless and Battery-Free:** Similar to the pen, the included mouse is cordless and does not require batteries.
- **High Accuracy:** The mouse offers smooth and highly accurate tracking, providing up to four times the resolution of a standard optical mouse.
- **Scroll Wheel:** A rubberized scroll wheel provides comfortable navigation and also functions as a third programmable button.
- **Ergonomics:** The mouse features a rubberized grip for enhanced comfort during extended use.

5.3 Tablet Features

- **ExpressKeys:** The tablet includes two programmable ExpressKeys for quick access to common functions, mouse clicks, or keyboard shortcuts.
- **Tablet Wheel:** A scroll wheel integrated into the tablet provides additional navigation capabilities.
- **Photo Frame:** A transparent photo frame surrounds the active work area, allowing for personalization with photos or artwork.
- **Pen Compartment:** The tablet features a clever pen compartment, along with a separate pen stand, to keep your pen secure and readily accessible.


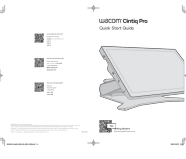



5.4 Software Integration

The Graphire4 tablet enhances various software applications:


- **Adobe Photoshop Elements 3 & Corel Painter Essentials 2:** Utilize the pen's pressure sensitivity for precise editing, painting, and creating digital artwork.
- **Microsoft Word & Adobe PDF:** Annotate documents with handwritten comments and digital signatures.
- **Microsoft PowerPoint:** Use the pen as a

Related Documents - CTE640S

<p>Wacom Intuos Pro Pen Tablet (PTH-660/PTH-860) Specifications and Features</p> <p>Model: PTH-660/PTH-860</p> <p>Dimensions: 11.8 x 8.7 x 0.4 in (300 x 220 x 10 mm)</p> <p>Weight: 1.1 lb (500 g)</p> <p>Pen: Wacom Pro Pen 2</p> <p>Buttons: 8 ExpressKeys, 1 Scroll Wheel</p> <p>Connectivity: USB-C, Bluetooth</p> <p>Operating System: Windows 10, macOS 10.15</p> <p>Software: Wacom Tablet Properties, Wacom Desktop Center</p> <p>Accessories: Wacom Pen Holder, Wacom Pen Stand</p> <p>Warranty: 3 Years</p>	<p>Wacom Intuos Pro Pen Tablet (PTH-660/PTH-860) Specifications and Features</p> <p>Detailed specifications and features for the Wacom Intuos Pro Pen Tablet, including model numbers PTH-660 and PTH-860, dimensions, pen technology, system requirements, and included accessories.</p>
--	---

	<p>Wacom DTK168 Pen Display: Important Product Information, Warranty, and Safety</p> <p>Essential product information, warranty terms, and safety guidelines for the Wacom DTK168 Pen Display. Learn about product care, potential hazards, and regulatory compliance.</p>
	<p>Wacom Cintiq Pro Quick Start Guide - Setup and Connection</p> <p>A quick start guide for the Wacom Cintiq Pro creative pen display, covering essential setup steps, cable connections, pen customization, and stand requirements. Learn how to connect and begin using your Wacom Cintiq Pro.</p>
	<p>Cintiq Companion: Professional Creative Tablet User Manual</p> <p>Comprehensive user manual for the Wacom Cintiq Companion, a professional creative tablet. This guide covers setup, features, troubleshooting, and maintenance for the device, which runs on the Windows 8 operating system.</p>
	<p>Wacom Intuos Pro Quick Start Guide</p> <p>Concise guide to setting up and using your Wacom Intuos Pro pen tablet, covering connections, software installation, and pen maintenance.</p>
	<p>Wacom DTU-2231 & DTU-1631 Interactive Pen Display User Manual</p> <p>Comprehensive user manual for Wacom DTU-2231 and DTU-1631 interactive pen displays, covering installation, features, customization, troubleshooting, and specifications.</p>

Documents - Wacom – CTE640S



\$10.00 WACOM Special Offer
Purchase a Wacom Graphire4 CTE640 6x8 Silver, White, or Blue from Amazon.com and receive a \$10.00 Mail-in Rebate

Offer 06-58730 - \$10 Mail-in Rebate

1. Purchase a Wacom Graphire4 CTE640 6x8 Silver, White, or Blue from Amazon.com between November 14, 2006 and November 20, 2006. Offer is valid only for purchases made on Amazon.com. Offer is not valid for purchases made on other websites. Offer is not valid for purchases made on other websites. Offer is not valid for purchases made on other websites.

Please Submit:

1. Wacom Form (06-58730) 2. Amazon.com Receipt

Submit to: **Wacom Special Offer**

Product Purchased: ☐ Graphire4 CTE640 6x8 Silver ☐ Graphire4 CTE640 6x8 White ☐ Graphire4 CTE640 6x8 Blue

Name: _____

Address: _____

City: _____ State: _____ Zip: _____

Phone: _____

E-mail: _____

Required Signature: _____

[pdf] Label

06 50916 Wacom REVISED 46292465 V36199820 g ec2 images amazon 80 G 01 00 46 29 24

10.00 10.00 Special Offer Purchase a Wacom Graphire4 CTE640 6x8 Silver, White, or Blue from Amazon.com and receive a 10.00 Mail-in Rebate Offer 06-58730 10 Mail-in Rebate 1. Purchase a Wacom Graphire4 CTE640 6x8 Silver, White, or Blue from Amazon.com between November 14, 2006 and November 20,...

lang:en score:29 filesize: 285.08 K page_count: 1 document date: 2006-11-06

