

## Memorex 32509018

# Memorex 128 MB USB 2.0 Travel Drive (Model 32509018) Instruction Manual

## INTRODUCTION

This manual provides essential instructions for the proper use and care of your Memorex 128 MB USB 2.0 Travel Drive. Please read this manual thoroughly before using the device to ensure optimal performance and longevity. The Memorex Travel Drive is a portable storage device designed for convenient data transfer and backup. Its compact design and USB 2.0 interface offer ease of use across various compatible devices.

## PRODUCT FEATURES

- **128 MB Memory Capacity:** Provides sufficient space for documents, photos, and small media files.
- **Slim Design:** Compact and lightweight for easy portability.
- **Blue LED Light:** Indicates when the device is actively reading or writing data.
- **USB 2.0 Interface:** Offers read speeds up to 6.0 MB/second and write speeds up to 1.5 MB/second for efficient data transfer.
- **Plug and Play:** No drivers required for most modern operating systems.

## SETUP

1. **Insert the Drive:** Carefully insert the Memorex Travel Drive into an available USB port on your computer. Ensure the drive is inserted completely.
2. **Automatic Recognition:** Your operating system should automatically detect and install the necessary drivers. A notification may appear indicating the device is ready for use.
3. **Accessing the Drive:**
  - **Windows:** Open "My Computer" or "This PC" and locate the new removable disk drive (e.g., "Removable Disk (E:)").
  - **macOS:** The drive icon will appear on your desktop or in the Finder sidebar under "Locations."



Image: The Memorex 128 MB USB 2.0 Travel Drive shown in its original retail blister packaging. The packaging highlights the brand "Memorex" and "128 MB" capacity, along with the product name "traveldrive". The drive itself is visible through the clear plastic, featuring a dark gray body and a clear cap covering the USB connector.

## OPERATING INSTRUCTIONS

---

### 1. Transferring Files:

- Open the Memorex Travel Drive folder.
- Drag and drop files or folders from your computer into the drive's window, or copy and paste them.
- The blue LED light on the drive will blink during data transfer.

### 2. Accessing Files:

- Open the Memorex Travel Drive folder.
- Double-click on files to open them directly from the drive.

### 3. Safely Removing the Drive:

It is crucial to safely remove the drive to prevent data corruption.

- **Windows:** Click the "Safely Remove Hardware and Eject Media" icon in the system tray (bottom-right corner), then select the Memorex Travel Drive. Wait for the "Safe to Remove Hardware" message.
- **macOS:** Drag the drive icon from the desktop to the Trash, or click the Eject icon next to the drive name in Finder. Wait for the icon to disappear.

## MAINTENANCE

---

- **Physical Care:** Keep the drive clean and dry. Avoid exposing it to extreme temperatures, direct sunlight, or moisture.
- **Protection:** Use the included cap to protect the USB connector when the drive is not in use.
- **Data Backup:** Regularly back up important data stored on the drive to another location (e.g., your computer's hard drive) to prevent data loss.
- **Avoid Dropping:** While durable, dropping the drive can cause internal damage.

## TROUBLESHOOTING

---

### Drive Not Recognized:

- Ensure the drive is fully inserted into the USB port.
- Try a different USB port on your computer.
- Test the drive on another computer to rule out a computer-specific issue.
- Restart your computer.

### Slow Data Transfer:

- Ensure you are using a USB 2.0 compatible port for optimal speeds.
- Avoid running multiple demanding applications during large file transfers.
- Fragmented files on the source drive can slow down transfers.

**Cannot Safely Remove Drive:**

- Close any open files or applications that are accessing the drive.
- Wait for the blue LED light to stop blinking, indicating no active data transfer.
- If the issue persists, restart your computer and then attempt to safely remove the drive.

**SPECIFICATIONS**







Brand	Memorex
Model Number	32509018
Memory Storage Capacity	128 MB
Hardware Interface	USB 2.0
Connectivity Technology	USB
Hardware Connectivity Technology	USB Type A
Flash Memory Type	NAND
Read Speed	Up to 6.0 MB/s
Write Speed	Up to 1.5 MB/s
Item Weight	0.8 ounces
Package Dimensions	6.5 x 4.8 x 1 inches
Date First Available	September 9, 2005
UPC	034707090187

**WARRANTY AND SUPPORT**

For specific warranty details, please refer to the documentation included with your purchase or visit the official Memorex website. Warranty terms typically cover manufacturing defects for a limited period from the date of purchase.

For technical support, product registration, or further assistance, please visit the Memorex support portal or contact their customer service department. Contact information can usually be found on the product packaging or the official Memorex website.

*Note: Data recovery services are generally not covered under standard product warranties. It is recommended to regularly back up important data.*

	<p><a href="#">Memorex Mega TravelDrive USB 2.0 Portable External Hard Drive User's Guide</a></p> <p>Comprehensive user's guide for the Memorex Mega TravelDrive, covering features, system compatibility, installation, standard operation, troubleshooting, and warranty information for this portable USB 2.0 external storage device.</p>
	<p><a href="#">Memorex Model 630 Disc Drive Maintenance Manual</a></p> <p>Comprehensive maintenance manual for the Memorex Model 630 Disc Drive, detailing installation, operation, theory of operation, and adjustment procedures for customer engineers. Includes technical specifications and troubleshooting guidance.</p>
	<p><a href="#">Memorex Mi3X Minimove Speakers Replacement Guide</a></p> <p>Step-by-step instructions for replacing the speakers in a Memorex Mi3X Minimove boombox. This guide covers disassembly, component removal, and reassembly, requiring basic tools and soldering skills.</p>
	<p><a href="#">Memorex 550/552 Flexible Disc Drive Technical Manual</a></p> <p>Comprehensive technical manual for Memorex 550 and 552 Flexible Disc Drives, covering specifications, operation, maintenance, and troubleshooting for single-head and dual-head models.</p>
	<p><a href="#">Memorex CD Alarm Clock Radio Battery Replacement Guide</a></p> <p>A step-by-step guide to replacing the battery in a Memorex CD Alarm Clock Radio, detailing the required tools and parts.</p>
	<p><a href="#">Memorex 11" Tablet MTAB_PRO_2700 User Manual</a></p> <p>User manual for the Memorex 11" Tablet, model MTAB_PRO_2700. This guide covers setup, basic operations, customization, applications, security, communication, and safety precautions.</p>