

Timex T2H331

Timex Women's Easy Reader Watch (Model T2H331) Instruction Manual

INTRODUCTION

This manual provides essential instructions for the setup, operation, and maintenance of your Timex Women's Easy Reader Watch, Model T2H331. Please read this guide thoroughly to ensure proper use and longevity of your timepiece.



Image: Front view of the Timex Women's Easy Reader Watch, Model T2H331, featuring a black leather strap, a silver-tone brass case, and a clear white dial with large black Arabic numerals and a date window at 3 o'clock.

SETUP AND INITIAL OPERATION

Setting the Time and Date

1. **Pull the Crown:** Gently pull the crown (the small knob on the side of the watch case) out to the first or second position. The second position is typically for setting the time, and the first position for the date.
2. **Set the Date:** If your watch has a date function, rotate the crown in one direction (usually clockwise) to advance the date. Stop when the correct date is displayed.
3. **Set the Time:** Rotate the crown in either direction to move the hour and minute hands. Set the time to the desired hour, ensuring the AM/PM is correct if setting the date.
4. **Push the Crown In:** Once the time and date are set, push the crown firmly back into its original position against the watch case. For watches with a screw-down crown, push it firmly against the threaded protrusion and hold it in while turning the crown clockwise until it is securely tightened. This ensures water resistance.

Using the Indiglo Night-Light

Your Timex Easy Reader watch features the Indiglo night-light for illumination in low-light conditions.

- **Activate Indiglo:** Press and hold the crown (or the designated Indiglo button, if present) to illuminate the watch dial. The light will remain on as long as the button is pressed.

CARE AND MAINTENANCE

Water Resistance

This watch is water resistant to 30 meters (100 feet). This means it can withstand splashes or brief immersion in water. It is **not suitable** for swimming, bathing, showering, or diving. Avoid operating the crown or buttons when the watch is wet to prevent water entry.

Battery Replacement

The watch is powered by 1 Lithium Metal battery (included). When the watch stops or the Indiglo light dims significantly, the battery may need replacement. It is recommended to have the battery replaced by a qualified watch technician to ensure proper sealing and maintain water resistance.

Strap Care

The watch features a genuine leather strap. To prolong its life, avoid prolonged exposure to water, direct sunlight, and harsh chemicals. Clean the strap with a soft, dry cloth as needed.

TROUBLESHOOTING

- **Watch Not Running:** Ensure the crown is fully pushed in. If it still does not run, the battery may need replacement.
- **Indiglo Not Lighting Up:** Check if the battery is low. If the battery is new and the light still doesn't work, contact customer support.
- **Date Not Changing:** Ensure the time is set correctly for AM/PM. The date typically changes around midnight. If it's stuck, try manually advancing it.

SPECIFICATIONS

Feature	Detail
Model Number	T2H331
Case Material	Brass
Strap Material	Genuine Leather
Case Diameter	25mm
Crystal Material	Mineral Glass
Water Resistance	30 meters (100 feet)
Battery Type	1 Lithium Metal (included)






WARRANTY AND SUPPORT

For detailed warranty information and further support, please refer to the official Timex documentation. A comprehensive user manual in PDF format is available:

Download Official User Manual
(PDF)

You can also visit the official Timex website for customer service and additional product information.

Related Documents - T2H331

	<p>Руководство по эксплуатации часов Timex</p> <p>Подробное руководство по эксплуатации часов Timex, охватывающее настройку времени, использование хронографа, водонепроницаемость, регулировку браслета и функции подсветки INDIGLO® для различных механизмов Timex.</p>
	<p>Timex Analog Watch User Manual - Features, Settings, and Care</p> <p>Comprehensive user guide for Timex Analog watches, covering setup, features like INDIGLO® Night-Light, water resistance, alarms, perpetual calendar, and maintenance. Available in multiple languages.</p>
	<p>Timex Kids Digital Watch User Guide - Operation and Features</p> <p>Comprehensive user guide for the Timex Kids digital watch (model 791-095007). Covers features, basic operations, setting time and date, chronograph, alarm, timer, INDIGLO night light, water resistance, strap adjustments, battery information, and warranty details.</p>
	<p>Timex Atelier Marine M1a User Manual and International Warranty</p> <p>Comprehensive user manual and international warranty details for the Timex Atelier Marine M1a watch. Includes product specifications, instructions for setting the time and adjusting the bracelet, and warranty coverage information.</p>
	<p>Timex Ironman 50-Lap Watch User Manual</p> <p>Comprehensive user manual for the Timex Ironman 50-Lap watch, detailing features, operations, and maintenance for optimal use.</p>



[Timex Watch User Manual and International Warranty](#)

Comprehensive guide to Timex watches, including operating instructions, water resistance details, battery replacement, and international warranty information. Features INDIGLO night-light and strap adjustment for Timex Kids and Timex Jr. models.