

## Manuals+

[Q & A](#) | [Deep Search](#) | [Upload](#)

[manuals.plus](#) /

- › [Timex](#) /
- › [Timex Women's Easy Reader 25mm Watch Instruction Manual](#)

### Timex T2H341

# Timex Women's Easy Reader 25mm Watch Instruction Manual

Model: T2H341

## INTRODUCTION

This manual provides essential instructions for the operation and care of your Timex Women's Easy Reader 25mm Watch (Model T2H341). Designed for clear readability and everyday functionality, this watch features a classic analog display, Indiglo backlight, and a date window.





Front view of the Timex Women's Easy Reader 25mm Watch, featuring a white dial, black Arabic numerals, and a black leather strap.

## SETUP AND TIME SETTING

To ensure accurate timekeeping, follow these steps to set your watch:

### 1. Setting the Time:

- Pull the crown (the small knob on the side of the watch case) out to position 2.
- Turn the crown clockwise or counter-clockwise to move the hands to the correct time.
- Once the time is set, push the crown back into position 1 to start the watch.

### 2. Setting the Date:

- Pull the crown out to position 1.5 (halfway between position 1 and 2).
- Turn the crown clockwise to advance the date until the correct date is displayed in the date window.
- Push the crown back into position 1.
- *Note:* Avoid setting the date between 9 PM and 3 AM, as this may interfere with the automatic date change

mechanism.



Side view of the watch, highlighting the crown used for setting time and date.

## OPERATING FEATURES

### Indiglo Night-Light

Your Timex Easy Reader watch features the Indiglo night-light, which illuminates the entire watch dial for easy reading in low-light conditions.

- To activate the Indiglo night-light, simply press and hold the crown. The dial will illuminate as long as the crown is pressed.

Your browser does not support the video tag.

Video demonstrating the Indiglo night-light feature of the Timex Easy Reader watch. The watch dial illuminates with a soft glow when the crown is pressed, making it visible in the dark.

## CARE AND MAINTENANCE

- **Water Resistance:** This watch is water resistant to 30 meters (100 feet). It is suitable for splashes or brief immersion in

- water, but it is **not recommended** for swimming or bathing. Avoid operating the crown while the watch is wet.
- **Cleaning:** To clean your watch, wipe it with a soft, damp cloth. Avoid using harsh chemicals or abrasive materials.
  - **Strap Care:** The genuine leather strap should be kept dry to prolong its life. Exposure to excessive moisture can cause damage or discoloration.
  - **Battery:** The watch uses 1 Lithium Metal battery (included). Battery life can vary. When the watch stops, replace the battery promptly to prevent leakage and damage to the movement.



Detailed view of the watch's stainless steel back, indicating water resistance and battery type (CR2016 CELL).

**TROUBLESHOOTING**

Problem	Possible Cause	Solution
---------	----------------	----------

Problem	Possible Cause	Solution
Watch not running	Dead battery; crown pulled out.	Push crown fully into position 1. If still not running, replace battery.
Date not changing	Date set during restricted hours (9 PM - 3 AM); incorrect date setting.	Reset the date outside of the restricted hours. Ensure the crown is fully pushed in after setting.
Watch band damage	Wear and tear; exposure to moisture.	Replace the watch band. Consider a silicone band for water exposure.

Your browser does not support the video tag.

Video showcasing the Timex Women's T2H341 Easy Reader watch, providing a general overview of its design and features.

### SPECIFICATIONS







- **Model Number:** T2H341
- **Case Material:** Brass
- **Case Diameter:** 25mm
- **Crystal Material:** Mineral Glass
- **Strap Material:** Genuine Leather (Black)
- **Strap Width:** 12mm
- **Water Resistance:** 30m (100ft)
- **Movement:** Quartz
- **Battery:** 1 Lithium Metal (CR2016 CELL), included
- **Features:** Indiglo Night-Light, Date Window

### WARRANTY AND SUPPORT

For warranty information, service, or support, please refer to the official Timex website or contact Timex customer service directly. Keep your proof of purchase for any warranty claims.  
Official Timex Website: [www.timex.com](http://www.timex.com)



### Related Documents - T2H341

	<p><a href="#">Timex W-209 Watch User Manual: Features, Operation, and Warranty</a></p> <p>Comprehensive guide to operating your Timex W-209 watch, covering time setting, chronograph, timer, alarms, occasions, INDIGLO night-light, water resistance, battery, and international warranty information.</p>
	<p><a href="#">Timex Watch User Manual: Features, Operation, and Care</a></p> <p>Comprehensive user manual for Timex watches, detailing features like analog and digital time, multiple time zones, alarms, chronographs, timers, water resistance, and bracelet adjustment.</p>
	<p><a href="#">Timex Combo Watch User Manual and Guide</a></p> <p>Comprehensive user manual and guide for the Timex Combo Watch, covering features, basic operation, time setting, stopwatch, alarm, INDIGLO night-light, water and shock resistance, battery replacement, and international warranty.</p>
	<p><a href="#">Timex Ironman 10/30/50 Lap/Transit Watch User Manual and Guide</a></p> <p>Comprehensive user manual and guide for the Timex Ironman 10, 30, and 50 Lap/Transit digital sports watch, covering basic operation, chronograph, timer, alarm, INDIGLO night-light, water resistance, battery, and warranty information.</p>
	<p><a href="#">Timex Analog Watch User Manual - Features, Settings, and Care</a></p> <p>Comprehensive user guide for Timex Analog watches, covering setup, features like INDIGLO® Night-Light, water resistance, alarms, perpetual calendar, and maintenance. Available in multiple languages.</p>
	<p><a href="#">Руководство по эксплуатации часов Timex</a></p> <p>Подробное руководство по эксплуатации часов Timex, охватывающее настройку времени, использование хронографа, водонепроницаемость, регулировку браслета и функции подсветки INDIGLO® для различных механизмов Timex.</p>