

Manuals+

[Q & A](#) | [Deep Search](#) | [Upload](#)

[manuals.plus](#) /

- › [Logitech](#) /
- › [Logitech Cordless Desktop MX 5000 Laser User Manual](#)

Logitech 967558-0403

Logitech Cordless Desktop MX 5000 Laser User Manual

Model: 967558-0403 | Brand: Logitech

INTRODUCTION

The Logitech Cordless Desktop MX 5000 Laser is an advanced wireless keyboard and mouse combination designed to enhance your computing experience. This system features an LCD keyboard display, advanced Bluetooth wireless connectivity, a rechargeable laser mouse, and intuitive touch-sensitive media controls. It is engineered to provide seamless interaction with your PC, offering convenience and efficiency.



Image: Logitech Cordless Desktop MX 5000 Laser product packaging, showcasing the keyboard and mouse.

PACKAGE CONTENTS

Verify that all items listed below are included in your package:

- MX 5000 keyboard for Bluetooth
- MX 1000 Laser mouse for Bluetooth

- USB Bluetooth mini-receiver
- Rapid-charging base station with AC adapter
- 4 AA alkaline batteries (for keyboard)
- CD with software, comfort guidelines, and Help Center
- Quick Start Guide



Image: All components of the Logitech Cordless Desktop MX 5000 Laser, including the keyboard, mouse, USB Bluetooth mini-receiver, rapid-charging base station, AC adapter, and software CD.

SETUP

Follow these steps to set up your Logitech Cordless Desktop MX 5000 Laser:

1. **Install Batteries:** Insert the 4 AA alkaline batteries into the keyboard. Ensure correct polarity.
2. **Connect Charging Base:** Plug the AC adapter into the rapid-charging base station, then plug the adapter into a power outlet.
3. **Charge Mouse:** Place the MX 1000 Laser mouse onto the rapid-charging base station. Allow the mouse to charge fully before first use.
4. **Connect USB Bluetooth Mini-Receiver:** Plug the USB Bluetooth mini-receiver into an available USB port on your computer.
5. **Install Software:** Insert the provided software CD into your computer's CD-ROM drive. Follow the on-screen instructions to install the Logitech SetPoint software and drivers. This software is essential for full functionality and customization.

6. **SecureConnect Technology:** Your keyboard and mouse are pre-paired with the wireless mini-receiver using Logitech's SecureConnect technology. This establishes a secure link automatically, allowing for immediate use after software installation.

OPERATION

This section details the various features and functionalities of your Cordless Desktop MX 5000 Laser.

Keyboard Features

- **LCD Keyboard Display:** The integrated Dot Matrix LCD (102 x 42 pixels) provides instant feedback. It can display notifications for new instant messages or emails, application information, date and time, and Caps Lock status.
- **Touch-Sensitive Media Controls:** Utilize the touch-sensitive zone with 2 strips and 7 backlit controls for media management. Glide your finger to adjust volume or image size.
- **Programmable Smart Keys:** Customize specific keys to launch your favorite applications, websites, or folders for quick access.
- **Windows Media Center Edition 2005 Compatibility:** Seamlessly control your Windows Media Center PC from up to 60 feet away.
- **Bluetooth Phone Synchronization:** Perform one-touch synchronization of your PC calendar and address book with compatible mobile phones or PDAs.



Image: Close-up view of the Logitech MX 5000 keyboard, showing the LCD display, touch-sensitive media controls, and key layout.

Mouse Features

- **MX Laser Engine:** The MX 1000 Laser mouse features an 800-dpi resolution and 5.8-Megapixel image processing for precise tracking on various surfaces.
- **Rechargeable Li-ion Batteries:** The mouse is powered by Li-ion batteries and recharges via the rapid-charging base station, ensuring it is always ready for use.
- **Tilt Wheel Plus Zoom:** The scroll wheel offers side-to-side scrolling functionality and in/out zoom capabilities for enhanced navigation.

Bluetooth 2.0 Wireless Technology

- **Enhanced Data Rate (EDR):** Bluetooth 2.0 with EDR provides three times the speed of previous Bluetooth versions.
- **Extended Range:** Enjoy an extended wireless range of up to 60 feet, minimizing interference from other devices.
- **Bluetooth Hub Functionality:** The USB Bluetooth mini-receiver acts as a hub, allowing you to connect other Bluetooth devices such as headsets for Voice over IP, mobile phones for picture transfer, or headphones for music streaming.

MAINTENANCE

Proper maintenance ensures the longevity and optimal performance of your Cordless Desktop MX 5000 Laser.

- **Cleaning:** Use a soft, dry cloth to clean the keyboard and mouse. For stubborn dirt, slightly dampen the cloth with water. Avoid using harsh chemicals or abrasive cleaners.
- **Battery Management:**
 - The MX 1000 Laser mouse features a rapid-charging base station. Always return the mouse to its base when not in use to ensure it remains charged.
 - Illuminated battery indicators on both the keyboard and mouse will alert you when it's time to recharge or replace batteries.
 - For the keyboard, replace the 4 AA alkaline batteries when the low battery indicator illuminates.
- **Storage:** When not in use for extended periods, store the device in a cool, dry place away from direct sunlight and extreme temperatures.

TROUBLESHOOTING

If you encounter issues with your Logitech Cordless Desktop MX 5000 Laser, refer to the following common solutions:

- **No Connection/Lag:**
 - Ensure the USB Bluetooth mini-receiver is securely plugged into a working USB port on your computer.
 - Verify that the keyboard and mouse batteries are charged or replaced.
 - Move the keyboard and mouse closer to the USB Bluetooth mini-receiver to rule out range issues. The maximum range is 60 feet, but obstacles can reduce this.
 - Restart your computer.
 - Re-establish the connection if prompted by the SetPoint software.
- **Software Issues:**
 - Ensure the Logitech SetPoint software is correctly installed. Reinstall it from the provided CD or download the latest version from the Logitech support website if problems persist.
 - Check for software updates for SetPoint.
- **Mouse Not Tracking:**
 - Ensure the mouse is fully charged.
 - Clean the laser sensor on the bottom of the mouse.
 - Try using the mouse on a different surface.
- **Keyboard LCD Not Displaying:**

- Check keyboard battery levels.
- Ensure the SetPoint software is running correctly, as it manages the LCD display.
- **System Requirements:** Ensure your computer meets the minimum system requirements:
 - PC with Pentium processor or compatible
 - Windows XP (Home, Pro, Tablet or Media Center Edition)
 - CD-ROM drive
 - USB port

SPECIFICATIONS

Product Specifications


- **Keyboard Display:** Dot Matrix LCD at 102 x 42 pixels (supports Western characters only)
- **Keyboard Controls:** Touch Sensitive Zone with 2 strips and 7 backlit controls
- **Mouse Engine:** MX Laser Engine with 800-dpi resolution and 5.8-Megapixel image processing
- **Mouse Power:** Li-ion batteries with Fast Charging Station
- **Wireless Technology:** Bluetooth 2.0 EDR Technology
- **Bluetooth Stack Support:** Widcomm BTW 5.0 and Microsoft XPSP2 Bluetooth stacks
- **Bluetooth Profiles:** Audio Gateway, AV, Basic Imaging, Dial-up Network, File Transfer, Hard Cable Replacement, Headset, Human Interface Device, Local Area Network, Object Exchange, Serial Port, Synch
- **Product Dimensions:** 18 x 8 x 3 inches
- **Item Weight:** 4 pounds
- **Batteries:** 4 AA batteries required (for keyboard)
- **Connectivity Technology:** Bluetooth, USB
- **Special Feature:** Wrist Rest
- **Compatible Devices:** Personal Computer, Tablet






WARRANTY AND SUPPORT

The Logitech Cordless Desktop MX 5000 Laser comes with a **Three-Year Limited Warranty**. For detailed warranty terms and conditions, please refer to the documentation included with your product or visit the official Logitech support website. For technical support, troubleshooting assistance, or to download the latest software and drivers, please visit the Logitech support website or contact their customer service.



Related Documents - 967558-0403

	<p>Logitech V200 Cordless Notebook Mouse: Installation and User Guide</p> <p>A guide to installing and using the Logitech V200 Cordless Notebook Mouse, covering setup, features, troubleshooting, and important safety information.</p>
-------------------------------------------------------------------------------------	----------------------------------------------------------------------------------------------------------------------------------------------------------------------------------------------------------------------------------------------------------

	<p>Logitech M535 Bluetooth Mouse: Features, Setup, and Compatibility Guide</p> <p>Discover the Logitech M535 Bluetooth Mouse. This guide covers its features, Bluetooth connection steps, customization with Logitech Options software, and compatibility with Windows, Mac OS, Chrome OS, and Android devices.</p>
	<p>Logitech G500s Laser Gaming Mouse Setup Guide</p> <p>Get started with your Logitech G500s Laser Gaming Mouse. This guide provides setup instructions, feature explanations, and troubleshooting tips for optimal gaming performance.</p>
	<p>Logitech Marathon Mouse M705: Getting Started Guide & Features</p> <p>Comprehensive guide to setting up and using the Logitech Marathon Mouse M705, including features, troubleshooting, and Unifying receiver setup.</p>
	<p>Logitech Desktop MK120 Quick Start Guide Setup & Troubleshooting</p> <p>Get started with your Logitech Desktop MK120 keyboard and mouse combo. This quick start guide provides essential setup instructions, troubleshooting tips, and support contact information for the Sequoia MK120 model.</p>
	<p>Logitech LIFT Vertical Ergonomic Mouse User Guide and Setup</p> <p>Comprehensive guide to setting up, connecting, and using the Logitech LIFT Vertical Ergonomic Mouse. Learn about its features like SmartWheel, Easy-Switch, and Logitech Flow.</p>

Documents - Logitech – 967558-0403

[illegible]

[\[pdf\]](#)

logtch68504 ai steven tucker 100015079353 q images amazon 80 G 01 00 10 15 07 93

20 USD With the purchase of a Logitech Cordless Desktop MX Laser Cordless Desktop MX Laser Part # **967558-0403** Offer valid from 11/21/2005 to 12/21/2005 ONLY AT: Amazon.com To receive your rebate: 1. Purchase a Logitech Cordless Desktop MX Laser Part # **967558-0403** at Amazon.com. 2. Purchas...

lang:en score:24 filesize: 70.02 K page count: 1 document date: 2005-11-18

Purchase any two of the Logitech® products listed and receive the lower priced product for 50% off by mail-in rebate.

See Below for Details **ONLY AT: See list eligible retailers in paragraph (1) below.**

To receive your rebate:

1. Purchase any two of the Logitech® products on the list below (eligible items are designated with an asterisk). Please refer to the "Logitech®" logo on the product packaging for more information.
2. Purchase must be made between 01/01/07 and 02/28/07. Rebate must be processed by 02/28/07.
3. Valid with any other Black Keyboard, Mouse and Mousepad offer running in Feb 07.
4. Mail the form along with the Logitech® receipt and one of the eligible items to the address below.

Check the status of your rebate at: <http://logitech.rebatestatus.com>

Check here if you would like to receive news and information regarding Logitech products.

TERMS AND CONDITIONS: No bonus will be awarded. Logitech is not responsible for lost, late, misdirected mail or illegible submissions. Rebate requests will not be returned. Mail with appropriate return address and business reply stamp to the address below. Rebate requests are processed by Logitech in a non-discriminatory manner. Offer valid in the United States only. Offer and rebate prohibited by law. Rebate is subject to change without notice. Please allow 6-12 weeks to receive your rebate check. For questions on this offer call toll free 1-866-522-8888 or visit logitech.us/rebatestatus.com.

©2007 Logitech. All rights reserved. Logitech, the Logitech logo and other Logitech marks are owned by Logitech and may be registered.

[pdf]

logtch85381 multipleRetailers multipleFiftyPercent 02 01 07 ai steven tucker Purchase any two of the Logitech products listed and TERMS AND CONDITIONS PO boxes will not be accepted is responsible for lost late misdirected mail or illegible submissions Incomplete requests validated 52354873 V45121107 ec1 images amazon G 00 52 35 48 80

Purchase any two of the Logitech products listed and receive the lower priced product for 50 off by ... tech V320 Desktops Keyboards PRODUCT NUMBER PRODUCT NAME 967685-0403 Logitech diNovo Edge™ **967558-0403** Logitech Cordless Desktop MXTM 5000 Laser 967562-0403 Logitech diNovo™ Media Desktop™... lang:en score:23 filesize: 48.17 K page_count: 1 document date: 2007-01-30

\$20 USD

With the purchase of a Logitech® Cordless Desktop MX 5000 Laser

See Below for Details **ONLY AT: Amazon.com**

To receive your rebate:

1. Purchase any one of the Logitech® products on the list below (eligible items are designated with an asterisk). Please refer to the "Logitech®" logo on the product packaging for more information.
2. Purchase must be made between 11/14/06 and 11/20/06. Rebate must be processed by 12/01/06.
3. Valid with any other Black Keyboard, Mouse and Mousepad offer running in Feb 07.
4. Mail the form along with the Logitech® receipt and one of the eligible items to the address below.

Check the status of your rebate at: <http://logitech.rebatestatus.com>

Check here if you would like to receive news and information regarding Logitech products.

TERMS AND CONDITIONS: No bonus will be awarded. Logitech is not responsible for lost, late, misdirected mail or illegible submissions. Rebate requests will not be returned. Mail with appropriate return address and business reply stamp to the address below. Rebate requests are processed by Logitech in a non-discriminatory manner. Offer valid in the United States only. Offer and rebate prohibited by law. Rebate is subject to change without notice. Please allow 6-12 weeks to receive your rebate check. For questions on this offer call toll free 1-866-522-8888 or visit logitech.us/rebatestatus.com.

©2007 Logitech. All rights reserved. Logitech, the Logitech logo and other Logitech marks are owned by Logitech and may be registered.

Logitech Cordless Desktop MX 5000 Laser \$20 Rebate Offer

Details of a \$20 rebate offer from Logitech for the Cordless Desktop MX 5000 Laser, valid for purchases made at Amazon.com between November 14-20, 2006. Includes rebate instructions, terms, and conditions.

lang:en score:22 filesize: 59.55 K page_count: 1 document date: 2006-10-17

Purchase any two of the Logitech® products listed and receive the lower priced product for 50% off by mail-in rebate.

See Below for Details **ONLY AT: See list eligible retailers in paragraph (1) below.**

To receive your rebate:

1. Purchase any two of the Logitech® products on the list below (eligible items are designated with an asterisk). Please refer to the "Logitech®" logo on the product packaging for more information.
2. Purchase must be made between 02/01/07 and 02/28/07. Rebate must be processed by 03/01/07.
3. Valid with any other Black Keyboard, Mouse and Mousepad offer running in Feb 07.
4. Mail the form along with the Logitech® receipt and one of the eligible items to the address below.

Check the status of your rebate at: <http://logitech.rebatestatus.com>

Check here if you would like to receive news and information regarding Logitech products.

TERMS AND CONDITIONS: No bonus will be awarded. Logitech is not responsible for lost, late, misdirected mail or illegible submissions. Rebate requests will not be returned. Mail with appropriate return address and business reply stamp to the address below. Rebate requests are processed by Logitech in a non-discriminatory manner. Offer valid in the United States only. Offer and rebate prohibited by law. Rebate is subject to change without notice. Please allow 6-12 weeks to receive your rebate check. For questions on this offer call toll free 1-866-522-8888 or visit logitech.us/rebatestatus.com.

©2007 Logitech. All rights reserved. Logitech, the Logitech logo and other Logitech marks are owned by Logitech and may be registered.

Logitech Product Rebate Offer: Get 50% Off Your Second Item

Details of the Logitech mail-in rebate offer: purchase any two Logitech products and receive 50% off the lower-priced item. Includes eligible products, retailers, and rebate submission instructions.

lang:en score:20 filesize: 47.88 K page_count: 1 document date: 2007-02-20



[\[pdf\]](#) User Manual Instructions Guide

USB KVM Server Switch PC SUN MAC RS232 audio legacy ps2 quality port network hub cables switcher
How to control multiple computers industrial kvm switch UNIMUX USBV 2 4O 8O 16O 32O Network
Technologies Inc 4 Port Rack Units 1RU NTI AV iQ man035 cdn docs av iq instructions |||
UNIMUX™ Series UNIMUX-USBV-xO USB KVM Switch Installation and Operation
Manual UNIMUX-USBV-8O-RS F ... ogitech wireless S510, EX110, diNovo, diNovo
Edge, LX710 Logitech Cordless Desktop MX5000 Laser **967558-0403** Logitech
Cordless Freedom Optical 967091-0403 Crystal Vision keyboard with touchpad...
lang:en **score:18** filesize: 1.66 M page_count: 43 document date: 2017-07-07



[\[pdf\]](#) User Manual Guide

USB KVM Server Switch PC SUN MAC RS232 audio legacy ps2 quality port network hub cables switcher
How to control multiple computers industrial kvm switch UNIMUX USBV 2 4O 8O 16O 32O Network
Technologies Inc xO Installation and Operation Manual 1 7 MB man035 networktechinc |||
UNIMUX™ Series UNIMUX-USBV-xO USB KVM Switch Installation and Operation
Manual UNIMUX-USBV-8O-RS F ... ogitech wireless S510, EX110, diNovo, diNovo
Edge, LX710 Logitech Cordless Desktop MX5000 Laser **967558-0403** Logitech
Cordless Freedom Optical 967091-0403 Crystal Vision keyboard with touchpad...
lang:en **score:16** filesize: 1.66 M page_count: 42 document date: 2019-12-18



[\[pdf\]](#) User Manual Guide

USB KVM Server Switch PC SUN MAC RS232 audio legacy ps2 quality port network hub cables switcher

How to control multiple computers industrial kvm switch UNIMUX USBV 2 4O 8O 16O 32O Network

Technologies Inc NTI unimux usbv um files hdtvsupply s3 amazonaws |||

UNIMUX™ Series UNIMUX-USBV-xO USB KVM Switch Installation and Operation

Manual UNIMUX-USBV-8O-RS F ... ogitech wireless S510, EX110, diNovo, diNovo

Edge, LX710 Logitech Cordless Desktop MX5000 Laser **967558-0403** Logitech

Cordless Freedom Optical 967091-0403 Crystal Vision keyboard with touchpad...

lang:en score:9 filesize: 1.69 M page_count: 43 document date: 2017-09-18