

PUR FM-3700

PUR PLUS Vertical Faucet Mount Water Filtration System

Model: FM-3700 | Brand: PUR

INTRODUCTION

The PUR PLUS Vertical Faucet Mount Water Filtration System is designed to provide clean, great-tasting water directly from your faucet. This system features advanced 3-in-1 filtration technology, certified by WQA and NSF to reduce lead, microplastics, chlorine, and other chemical and physical substances. Its easy-to-install design and convenient on/off lever make it a practical solution for improved water quality in your home.

IMPORTANT SAFETY INFORMATION

- Do not use with water that is microbiologically unsafe or of unknown quality without adequate disinfection before or after the system.
- The system is designed for use with potable tap water only.
- Ensure all connections are secure to prevent leaks.
- Do not expose the filter system to freezing temperatures.

WHAT'S IN THE BOX

- 1 Vertical Faucet Mount
- 1 PUR PLUS Filter with Mineral Core
- Universal Adapters

SETUP AND INSTALLATION

The PUR PLUS Faucet Mount Water Filtration System is designed for tool-free installation on most standard faucets. It is not compatible with pull-out or handheld models.

1. **Remove Aerator:** Unscrew and remove the existing aerator from your faucet.

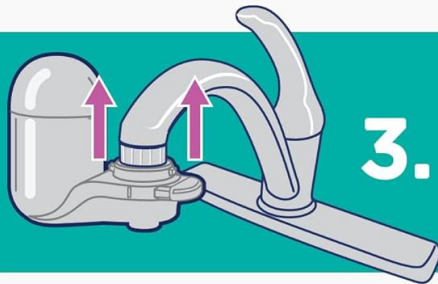
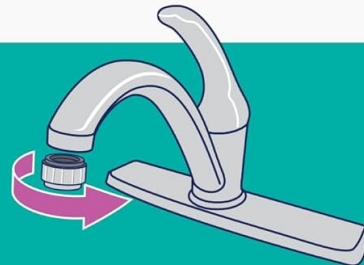
2. **Attach Adapter:** Select the appropriate universal adapter from the included set that fits your faucet. Screw it onto the faucet spout until snug.
3. **Attach Filter System:** Align the faucet mount system with the adapter and push it up until it clicks securely into place.

3 STEP EASY INSTALLATION



1. Remove aerator

2. Attach adapter



3. Attach with 1 Click

Image: Visual guide for the 3-step easy installation process of the PUR PLUS Faucet Mount Water Filtration System.

Installation Video Guide

Video: Official guide from Kaz Inc. demonstrating how to set up your PUR Faucet Mount Filter. This video provides a visual walkthrough of the installation steps.

OPERATING INSTRUCTIONS

Your PUR PLUS Faucet Mount Water Filtration System offers both filtered and unfiltered water options for convenience.

- **Filtered Water:** To dispense filtered water, move the lever on the side of the unit to the filtered position. Water will flow through the filter.
- **Unfiltered Water:** To dispense unfiltered water (for washing dishes, etc.), move the lever to the unfiltered position. Water will bypass the filter.

Filter Change Indicator

The system is equipped with a filter change light to help you monitor filter life. The light will indicate the status of your filter:

- **Green Light:** Filter is working correctly.
- **Yellow Light:** Change filter soon.
- **Red Light:** End of filter life, replace filter immediately.

NEVER MISS A FILTER CHANGE

With PUR filter change light indicator

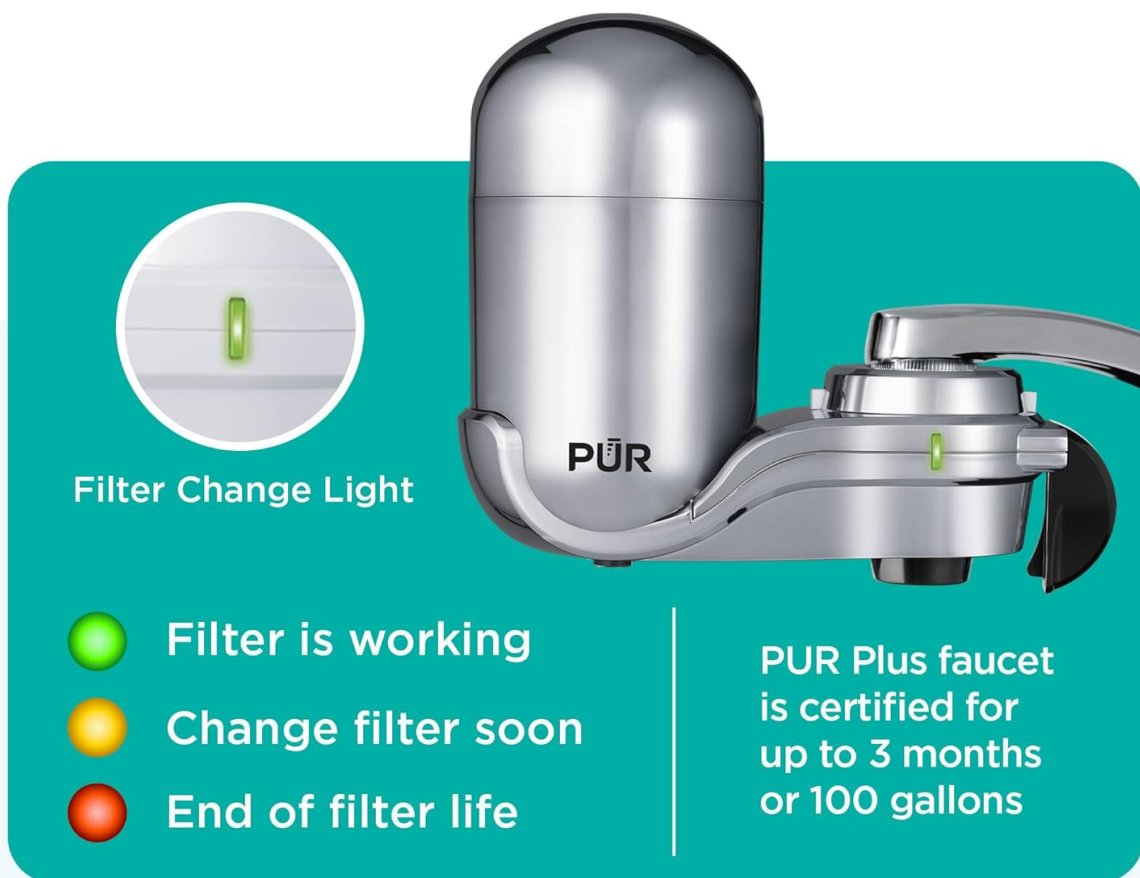


Image: Explanation of the PUR filter change light indicator, showing green, yellow, and red lights corresponding to filter status.

MAINTENANCE

Regular filter replacement is crucial for optimal performance and water quality.

- **Filter Lifespan:** Each PUR PLUS filter lasts up to 3 months or 100 gallons, whichever comes first.
- **Replacing the Filter:** To replace the filter, gently twist the filter housing counter-clockwise to remove it. Remove the old filter and insert a new Genuine PUR PLUS Faucet Mount Replacement Filter. Twist the housing back on clockwise until secure.

- **Genuine Filters:** Always use Genuine PUR Faucet Mount Replacement Filters to ensure certified performance and compatibility. Look for the PUR Genuine Filter seal.

Be cautious of look-alikes




Image: A close-up of a PUR Genuine Filter, highlighting the importance of using authentic replacement filters for optimal performance.

TROUBLESHOOTING

If you encounter issues with your PUR PLUS Faucet Mount Water Filtration System, consider the following:

- **Slow Water Flow:** A slow flow rate from the filtered water spout often indicates that the filter is nearing the end of its life or is clogged. Replace the filter.
- **Leaks:** Ensure all connections, especially the adapter to the faucet and the filter system to the adapter, are tightened securely. Check that O-rings are properly seated and not damaged. If leaks persist, re-install the system, ensuring proper alignment.
- **Unfiltered Taste:** If filtered water still tastes or smells like tap water, ensure the filter is correctly installed and the lever is fully in the filtered position. The filter may also need replacement.

SPECIFICATIONS

Brand	PUR
Model Name	PUR Plus (FM-3700)
Special Feature	NSF certified, WQA certified water filter
Product Dimensions	2.8"L x 6.4"W x 5.4"H
Installation Type	Countertop (Faucet Mount)
Capacity	100 Gallons
Purification Method	Activated Carbon, Ion Exchange
Item Weight	1.15 pounds
UPC	723987005249

SUPPORT AND WARRANTY

For further assistance, product registration, or warranty information, please visit the official PUR website or contact customer support. You can also explore other PUR products at the [PUR Brand Store](#).