

## Western Digital WDXUB800BBNN

# Western Digital 80 GB External USB 2.0 Hard Drive WDXUB800BBNN User Manual

Model: WDXUB800BBNN

## INTRODUCTION

This manual provides detailed instructions for the installation, operation, and maintenance of your Western Digital 80 GB External USB 2.0 Hard Drive, model WDXUB800BBNN. This external storage device offers high-speed data transfer and convenient backup features, designed for both PC and Macintosh systems.



Image: Front view of the Western Digital 80 GB External USB 2.0 Hard Drive.

## PRODUCT FEATURES

- **Dual-option Backup:** Select between automatic or on-the-spot data backup methods.
- **USB 2.0 Interface:** Provides a high-speed connection for efficient data transfer.
- **Safe Shutdown Feature:** Ensures all data is safely transferred before the drive powers off, activated via the front-mounted power button.
- **Rotational Speed:** Operates at 7200 RPM for fast performance.
- **Preformatted:** Ready for use immediately upon connection.

- **Quiet Operation:** Engineered for near-silent performance.
- **Flexible Placement:** Can be positioned vertically or horizontally and is stackable.
- **Heat Dissipation:** Designed with a cool, heat-dissipating case.

## PACKAGE CONTENTS

---

Verify that your package contains the following items:

- 80 GB USB 2.0 External Hard Drive
- 6-foot (1.8m) USB 2.0 Certified Cable
- Software CD (includes Dantz Retrospect Express backup software)
- AC Adapter with Power Cord
- Vertical Stands
- Feet for Horizontal Placement
- Quick Install Guide



Image: Contents of the Western Digital 80 GB External USB 2.0 Hard Drive package, including the drive, cables, and power adapter.

## SYSTEM REQUIREMENTS

---

### PC Users

- Available USB Port
- Windows 98SE, Me, 2000, or XP

### Macintosh Users

- Available USB Port
- Mac OS v9.2.2 or Mac OS X v10.2.8+

## SETUP INSTRUCTIONS

---

1. **Connect Power:** Connect the AC adapter to the drive and then plug it into a power outlet.
2. **Connect USB Cable:** Connect one end of the USB 2.0 cable to the drive and the other end to an available

USB port on your computer.

3. **Power On:** Press the front-mounted power button on the drive. The drive is preformatted and should be recognized automatically by your operating system.
4. **Software Installation (Optional):** Insert the included Software CD into your computer's optical drive. Follow the on-screen instructions to install Dantz Retrospect Express backup software if desired. This software provides advanced backup functionalities.



Image: Front panel of the drive, highlighting the power and backup buttons.

## OPERATING INSTRUCTIONS

---

### Data Transfer

Once connected and recognized by your computer, the drive will appear as a removable storage device. You can drag and drop files to and from the drive, or use your operating system's copy/paste functions to manage data.

### Backup Options

- **Manual Backup:** Simply copy files to the drive as needed.
- **Software-Assisted Backup:** Utilize the Dantz Retrospect Express software (if installed) to configure automatic backup schedules or perform on-the-spot backups with advanced options.

### Safe Shutdown

To prevent data corruption, always use the Safe Shutdown feature. Press the front-mounted power button to initiate a safe shutdown. This ensures all data transfers are complete before the drive powers down.

### Placement

The drive can be placed vertically using the included stands or horizontally using the provided feet. Ensure adequate ventilation around the drive to maintain optimal operating temperature.

## MAINTENANCE

---

- **Cleaning:** Use a soft, dry cloth to clean the exterior of the drive. Do not use liquid cleaners or solvents.
- **Environment:** Operate the drive in a clean, dry environment, away from direct sunlight, extreme temperatures, and strong magnetic fields.

- **Ventilation:** Ensure the ventilation slots are not obstructed to allow for proper heat dissipation.
- **Data Integrity:** Regularly back up critical data to multiple locations to prevent data loss.

## TROUBLESHOOTING

- **Drive Not Detected:**
  - Ensure the power adapter is securely connected to both the drive and a working power outlet.
  - Verify the USB cable is firmly connected to both the drive and your computer's USB port. Try a different USB port or cable if available.
  - Restart your computer.
  - Check your computer's Disk Management (Windows) or Disk Utility (Mac) to see if the drive is listed but not assigned a drive letter or mounted.
- **Slow Performance:**
  - Ensure you are using a USB 2.0 port for optimal speed. Connecting to a USB 1.1 port will result in slower transfer rates.
  - Close any unnecessary applications running in the background.
- **Clicking Sounds:**

Unusual clicking sounds may indicate a potential hardware issue. Immediately back up any critical data and contact Western Digital support if this occurs.

## SPECIFICATIONS







Model Number	WDXUB800BBNN
Digital Storage Capacity	80 GB
Hard Disk Interface	USB 2.0
Connectivity Technology	USB
Hard Disk Rotational Speed	7200 RPM
Compatible Devices	Desktop Computers
Product Dimensions	12.75 x 6.44 x 7.88 inches
Item Weight	4.35 pounds
Manufacturer	Western Digital
First Available Date	October 8, 2004

## WARRANTY AND SUPPORT

For information regarding warranty coverage, technical support, or service, please refer to the warranty card included with your product or visit the official Western Digital support website. Keep your purchase receipt for warranty claims.

**Online Support:** [www.westerndigital.com/support](http://www.westerndigital.com/support)

Related Documents - WDXUB800BBNN

	<p><a href="#">WD My Passport Ultra Portable Hard Drive User Manual</a></p> <p>User manual for the WD My Passport Ultra portable hard drive, covering setup, software installation (WD Discovery, Backup, Security, Utilities), data backup and restore, password protection, drive management, and troubleshooting.</p>
	<p><a href="#">WD My Book™ Duo Desktop RAID Storage User Manual</a></p> <p>Comprehensive user manual for the WD My Book™ Duo Desktop RAID Storage, detailing setup, software features like WD Discovery, WD Backup, WD Security, WD Drive Utilities, troubleshooting, and compliance information.</p>
	<p><a href="#">Western Digital My Book Studio II User Manual</a></p> <p>Comprehensive user manual for the Western Digital My Book Studio II external hard drive, covering installation, setup, RAID configuration, software usage, troubleshooting, and compliance information for both Mac and Windows operating systems.</p>
	<p><a href="#">My Book Studio User Manual - Western Digital External Hard Drive Guide</a></p> <p>User manual for the Western Digital My Book Studio external hard drive, detailing setup, WD SmartWare software features for backup and security, performance options, and troubleshooting.</p>
	<p><a href="#">WD My Passport Ultra Software Overview and Quick Install Guide</a></p> <p>Explore WD Discovery, WD Backup, WD Security, and WD Drive Utilities for WD My Passport Ultra portable hard drives. Compatible with Windows and Mac operating systems.</p>
	<p><a href="#">WD Elements External Hard Drive: Quick Setup, Compliance, and Warranty Guide</a></p> <p>This guide provides essential information for WD Elements external hard drives, including quick setup instructions, regulatory compliance details, and comprehensive warranty terms from Western Digital.</p>

WD Dual option™

Western Digital  
External USB Hard Drives

Dual option Backup  
USB 2.0

INTENT

USB 2.0 and 1.1

FEATURES

10 to 400 GB

DESIGN

100 mm x 140 mm x 16 mm

MODEL NUMBER

WDXUB800BB  
WDXUB1200BB  
WDXUB1600BB  
WDXUB2000BB  
WDXUB2500BB  
WDXUB3200JB  
WDXUB4000KD

New! Not all products may be available in all regions of the world.

High-speed storage, convenient physical format, and easy-to-use backup features make the WD Dual option™ external USB drive an ideal choice for the much-needed additional storage space portable files in a backup, photo files, music, photos and more.

**Product Features**

- Dual option backup – store files and share to backup your data, conveniently or to a PC or Mac.
- USB 2.0 interface – high-speed connection for maximum throughput.
- Formatted partition feature – formatted with WD's exclusive Dual Diskless™ format, the external drive is ready to use before leaving the factory.
- Partitioned – simply plug it in to use.
- Designed for use with computers with USB 2.0-compatible hard drive.
- Fast, easy connection to PC or Macintosh® computers.
- Quick formatting time.
- Securely erasable or formatted.
- Includes.

**Applications**

- Backup your existing hard drive.
- Archive the most critical files on your PC or Mac.
- Use as a portable drive for digital photos, videos, and editing.
- Use as a portable drive for digital photos, videos, and editing.
- Back up critical data from your workstation.
- Back up critical data from your workstation.
- Use as a portable drive for digital photos, videos, and editing.

**System Requirements**

Windows	Macintosh
Windows XP or Vista	Mac OS 9, 10.2, or 10.3
Windows XP or Vista	Mac OS 9, 10.2, or 10.3

**Not Contents**

- WD Dual option external USB 2.0 hard drive.
- USB 2.0 interface – high-speed connection for maximum throughput.
- Formatted partition feature – formatted with WD's exclusive Dual Diskless™ format, the external drive is ready to use before leaving the factory.
- Partitioned – simply plug it in to use.
- Designed for use with computers with USB 2.0-compatible hard drive.
- Fast, easy connection to PC or Macintosh® computers.
- Quick formatting time.
- Securely erasable or formatted.
- Includes.

\*Optional for Windows. Single file formatting instructions included.

[pdf] Specifications

WD Dual option External USB Hard Drives Specification Sheet 2 0 and 1 80 GB 120 160 200 250 320 400

7200 RPM MB cache buffer 8 16 WDXUB800BB WDXUB1200BB WDXUB1600BB WDXUB2000BB

WDXUB2500BB WDXUB3200JB WDXUB4000KD J Martinez westerndigital en library dual 2879 001114

SFC Archiv Thema anzeigen Externe Festplatte |||

USB 2.0 and 1.1 80 to 400 GB 7200 RPM WDXUB800BBxx WDXUB1200BBxx

WDXUB1600BBxx WDXUB2000JBxx WDXUB25 ... .10 mm 225.43 mm 5.44 kg 2 36

Retail UPC Codes UNITED STATES Capacity Order Number UPC Code 80 GB

**WDXUB800BBNN** 7 18037 10805 6 120 GB WDXUB1200BBNN 7 18037 10821 6

160 GB WDXUB1600BBNN 7 18037 10837...

lang:en score:16 filesize: 536.05 K page\_count: 2 document date: 2006-01-11

WD Dual option™

Western Digital  
External USB Hard Drives

Dual option Backup  
USB 2.0

INTENT

USB 2.0 and 1.1

FEATURES

10 to 400 GB

DESIGN

100 mm x 140 mm x 16 mm

MODEL NUMBER

WDXUB800BB  
WDXUB1200BB  
WDXUB1600BB  
WDXUB2000BB  
WDXUB2500BB  
WDXUB3200JB  
WDXUB4000KD

New! Not all products may be available in all regions of the world.

High-speed storage, convenient physical format, and easy-to-use backup features make the WD Dual option™ external USB drive an ideal choice for the much-needed additional storage space portable files in a backup, photo files, music, photos and more.

**Product Features**

- Dual option backup – store files and share to backup your data, conveniently or to a PC or Mac.
- USB 2.0 interface – high-speed connection for maximum throughput.
- Formatted partition feature – formatted with WD's exclusive Dual Diskless™ format, the external drive is ready to use before leaving the factory.
- Partitioned – simply plug it in to use.
- Designed for use with computers with USB 2.0-compatible hard drive.
- Fast, easy connection to PC or Macintosh® computers.
- Quick formatting time.
- Securely erasable or formatted.
- Includes.

**Applications**

- Backup your existing hard drive.
- Archive the most critical files on your PC or Mac.
- Use as a portable drive for digital photos, videos, and editing.
- Use as a portable drive for digital photos, videos, and editing.
- Back up critical data from your workstation.
- Back up critical data from your workstation.
- Use as a portable drive for digital photos, videos, and editing.

**System Requirements**

Windows	Macintosh
Windows XP or Vista	Mac OS 9, 10.2, or 10.3
Windows XP or Vista	Mac OS 9, 10.2, or 10.3

**Not Contents**

- WD Dual option external USB 2.0 hard drive.
- USB 2.0 interface – high-speed connection for maximum throughput.
- Formatted partition feature – formatted with WD's exclusive Dual Diskless™ format, the external drive is ready to use before leaving the factory.
- Partitioned – simply plug it in to use.
- Designed for use with computers with USB 2.0-compatible hard drive.
- Fast, easy connection to PC or Macintosh® computers.
- Quick formatting time.
- Securely erasable or formatted.
- Includes.

\*Optional for Windows. Single file formatting instructions included.

[pdf] Specifications

WD Dual option External USB Hard Drives Specification Sheet 2 0 and 1 80 GB 120 160 200 250 320 400

7200 RPM MB cache buffer 8 16 WDXUB800BB WDXUB1200BB WDXUB1600BB WDXUB2000BB

WDXUB2500BB WDXUB3200JB WDXUB4000KD J Martinez High speed storage conveniently placed

buttons easy to use backup features make the option™ external drive 2879 001114 images10 newegg

UploadFilesForNewegg itemintelligence 22 144 429 |||

USB 2.0 and 1.1 80 to 400 GB 7200 RPM WDXUB800BBxx WDXUB1200BBxx

WDXUB1600BBxx WDXUB2000JBxx WDXUB25 ... .10 mm 225.43 mm 5.44 kg 2 36

Retail UPC Codes UNITED STATES Capacity Order Number UPC Code 80 GB

**WDXUB800BBNN** 7 18037 10805 6 120 GB WDXUB1200BBNN 7 18037 10821 6

160 GB WDXUB1600BBNN 7 18037 10837...

lang:en score:16 filesize: 536.06 K page\_count: 2 document date: 2006-03-15