

## ESAB 0386-1293

# TurboTorch TX504 Extreme Self-Lighting Hand Torch

## USER MANUAL

### Product Overview

The TurboTorch 0386-1293 TX504 Extreme Self-Lighting Hand Torch is engineered for high-capacity applications, particularly in HVAC. This robust tool features quick-disconnect couplings between the handle and tips, allowing for efficient tip changes. It is designed for use with MAPP or Propane 1 LB disposable cylinders, offering both extreme durability and performance.



Figure 1: TurboTorch TX504 Extreme Self-Lighting Hand Torch, showing the handle, torch head, and connection point.

### Important Safety Information

---

Read and understand all safety warnings and instructions before operating this torch. Failure to follow these instructions may result in fire, explosion, electric shock, or serious injury.

- Always operate in a well-ventilated area to prevent accumulation of hazardous fumes.
- Wear appropriate personal protective equipment (PPE), including safety glasses, gloves, and protective clothing.
- Ensure the torch is securely attached to the fuel cylinder before use.
- Check for gas leaks using a leak detection solution before ignition. Never use an open flame to check for leaks.
- Keep flammable materials and liquids away from the work area.
- Do not point the torch flame at yourself or others.
- Allow the torch and workpiece to cool completely before handling or storing.
- Store fuel cylinders in a cool, dry, well-ventilated area, away from direct sunlight and heat sources.
- This product contains chemicals known to the State of California to cause cancer and birth defects or other reproductive harm (Proposition 65 warning).

## What's in the Box

---

Upon unpacking, verify that all components are present:

- TurboTorch TX504 Hand Torch

Note: Fuel cylinders are sold separately.

## Setup Instructions

---

1. **Attach Fuel Cylinder:** Ensure the torch valve is fully closed. Align the torch connection with the fuel cylinder valve and thread it on clockwise until hand-tight. Do not overtighten.
2. **Check for Leaks:** Apply a leak detection solution (soapy water) to all connections. If bubbles appear, tighten the connection. If bubbles persist, disconnect and re-examine the threads for damage. Do not use the torch if a leak is detected.
3. **Select Tip (if applicable):** The TX504 features quick-disconnect couplings. If changing tips, ensure the new tip is securely seated and locked into place.

## Operating Instructions

---

1. **Ignition:** Slowly open the fuel valve on the torch. Point the torch away from yourself and any flammable materials. Press the ignition trigger firmly. The torch should self-ignite. If it does not ignite immediately, close the valve, wait a few seconds, and repeat the process.
2. **Flame Adjustment:** Once ignited, adjust the flame intensity by rotating the fuel valve knob. Turn clockwise to decrease flame size and counter-clockwise to increase. Aim for a stable, blue inner cone for optimal heating.
3. **Continuous Flame (Optional):** Some models may have a flame lock button. To engage, press the ignition trigger and then push the lock button. To disengage, press the trigger again.
4. **Shutting Down:** When finished, close the fuel valve completely by turning it clockwise until snug. The flame will extinguish. Allow the torch to cool down before disconnecting the fuel cylinder or storing.



Figure 2: Proper use of the TurboTorch TX504 for soldering applications.

## Maintenance

- **Cleaning:** Keep the torch head and connections clean and free of debris. Use a soft cloth to wipe down the exterior. Do not use abrasive cleaners or solvents.
- **Tip Inspection:** Regularly inspect the torch tip for any signs of wear, damage, or blockages. Replace worn or damaged tips immediately to ensure optimal performance and safety.
- **Storage:** Disconnect the fuel cylinder when the torch is not in use. Store the torch in a clean, dry place, away from extreme temperatures and out of reach of children.

## Troubleshooting

Problem	Possible Cause	Solution
Torch does not ignite.	Fuel valve not open. Empty fuel cylinder. Igniter malfunction. Safety lock engaged.	Open fuel valve fully. Replace fuel cylinder. Contact customer support for igniter issues. Disengage safety lock (rotate brass button).
Weak or inconsistent flame.	Low fuel level. Partially clogged tip. Improper fuel type.	Replace fuel cylinder. Clean or replace torch tip. Ensure MAPP or Propane is used.
Gas leak detected.	Loose connection. Damaged O-ring or threads.	Tighten connections. Inspect and replace damaged components. Do not use if leak persists.

## Specifications

Feature	Detail
Model Number	0386-1293
Brand	ESAB (TurboTorch)
Item Weight	0.1 Kilograms (approx. 3.52 ounces)
Color	Silver
Fuel Type	MAPP or Propane (1 LB disposable cylinders)
Ignition Type	Self-Lighting
Features	Quick disconnect couplings, designed for HVAC





## EXTREME® SELF LIGHTING TORCHES

TurboTorch® has developed a new series of hand torches that also feature Extreme Swirl Technology. The new Extreme series generates more heat than other hand torches for faster brazing times and less gas consumption. All Extreme series hand torches and tips feature TurboTorch swirl combustion. Higher heat levels, in a short amount of time, enable the pros to quickly complete the job. Select from two models depending on the job. The TX-503 series is a "cooler" torch, making it ideal for general plumbing jobs. The TX-504 series is suitable for HVAC and high capacity applications. Both models feature convenient self-lighting triggers, quick disconnect couplings between handle and tips.



**TX-503**  
Extreme Torch  
Part No. 0386-1297

**TX-504**  
Extreme Torch  
Part No. 0386-1293

**TX-500**  
Extreme ProPak  
Part No. 0386-1299

**Includes:**  
▪ Both T-503 and T-504 Tips for maximum versatility



**TXC-504**  
Extreme Torch Case  
Part No. 0386-1294

**Includes:**  
▪ TX-504 Hand Torch  
▪ Plastic Case

MAP-PRO & PROPANE

Model	Part No.	Propane		MAP-Pro		Replacement Tip No.	Part No.
		Soft Solders	Silver Brazes	Soft Solders	Silver Brazes		
TX-503	0386-1297	1/8"-2" (3.2-50 mm)	1/16"-3/4" (1.6-19 mm)	1/8"-3" (3.2-76 mm)	1/16"-1" (1.6-25 mm)	T-503	0386-1298
TX-504	0386-1293	3/4"-3" (19-76 mm)	1/4"-1" (6.4-25 mm)	3/4"-4" (19-102 mm)	1/4"-1 1/4" (6.4-32 mm)	T-504	0386-1296
TX-500	0386-1299	1/8"-2" (3.2-50 mm) 3/4"-3" (19-76 mm)	1/16"-3/4" (1.6-19 mm) 1/4"-1" (6.4-25 mm)	1/8"-3" (3.2-76 mm) 3/4"-4" (19-102 mm)	1/16"-1" (1.6-25 mm) 1/4"-1 1/4" (6.4-32 mm)	T-503 T-504	0386-1298 0386-1296
TXC-504	0386-1294	3/4"-3" (19-76 mm)	1/4"-1" (6.4-25 mm)	3/4"-4" (19-102 mm)	1/4"-1 1/4" (6.4-32 mm)	T-504	0386-1296
TXK-504	0386-1295	3/4"-3" (19-76 mm)	1/4"-1" (6.4-25 mm)	3/4"-4" (19-102 mm)	1/4"-1 1/4" (6.4-32 mm)	T-504	0386-1296
TL-44-NL*	0386-1286	1/8"-2" (3.2-50 mm)	1/16"-3/4" (1.6-19 mm)	1/8"-3" (3.2-76 mm)	1/16"-1" (1.6-25 mm)	T-503	0386-1298

\*No Lock



**TXK-504**  
Extreme Torch Kit  
Part No. 0386-1295

**Kit Includes:**  
▪ TX-504 Hand Torch  
▪ Adapter (0386-0508)  
▪ Hose (TS-12)  
▪ Regulator (STK-R).



**T-503**  
Replacement Tip  
Part No. 0386-1298

**T-504**  
Replacement Tip  
Part No. 0386-1296



**T-503**  
Replacement Nut  
Part No. 0386-1300

**T-504**  
Replacement Nut  
Part No. 0386-1301

Figure 3: Excerpt from TurboTorch catalog showing various models, tips, and accessories, including the TX504.

## Warranty and Support





The TurboTorch TX504 Extreme Self-Lighting Hand Torch comes with a 3-year warranty, covering defects in materials and workmanship under normal use.

For warranty claims, technical assistance, or to purchase replacement parts, please contact ESAB customer support:

- **Website:** [www.esab.com](http://www.esab.com)
- **Phone:** Refer to the ESAB website for regional contact numbers.

Please have your product model number (0386-1293) and purchase date available when contacting support.

## Related Documents - 0386-1293

 The cover of the INSTEON On/Off Outlet Quick Start Guide features a blue background with the INSTEON logo at the top. In the center is a white outlet with a black switch. At the bottom, the text 'INSTEON On/Off Outlet Quick Start Guide' is printed.	<p><a href="#">INSTEON On/Off Outlet Quick Start Guide - Smart Home Installation</a></p> <p>A quick start guide for installing and setting up the INSTEON On/Off Outlet. Learn how to safely replace your existing outlet, connect it to your home wiring, and link it to the INSTEON Hub for smart home control.</p>
 The cover of the Drake R8A Communications Receiver Owner's Manual shows a black and white photograph of the receiver unit. The Drake logo is at the top, and the title 'R8A Communications Receiver Owner's Manual' is prominently displayed.	<p><a href="#">Drake R8A Communications Receiver Owner's Manual</a></p> <p>Comprehensive owner's manual for the Drake R8A Communications Receiver, detailing its features, specifications, installation, operation, and troubleshooting for shortwave radio enthusiasts.</p>
 The cover of the Webasto Air Top Evo 40   55: Operating Instructions and Safety Guide features a photograph of the heater unit. The Webasto logo is in the top right corner, and the title is at the top left.	<p><a href="#">Webasto Air Top Evo 40   55: Operating Instructions and Safety Guide</a></p> <p>Comprehensive operating instructions for the Webasto Air Top Evo 40 and Air Top Evo 55 heaters, covering general information, safety, operation, fuel, maintenance, and troubleshooting. Includes type approval and conformity declarations.</p>
 The cover of the Hollymatic Model 120 Precision Bulker Operator's Manual and Parts List shows a photograph of the bulker machine. The Hollymatic logo is at the top, and the title is below it.	<p><a href="#">Hollymatic Model 120 Precision Bulker Operator's Manual and Parts List</a></p> <p>This manual provides operating instructions, safety guidelines, and a parts list for the Hollymatic Model 120 Precision Bulker, designed for serial numbers beginning with 4600. It covers setup, operation, lubrication, disassembly, cleaning, and electrical schematics.</p>
 The cover of the AEG Modicon A250 Modular Programmable Controller User Manual is mostly white with a small photograph of the controller unit. The title is at the top, and the AEG logo is in the bottom left corner.	<p><a href="#">A250 Modular Programmable Controller User Manual</a></p> <p>Comprehensive user manual for the AEG Modicon A250 Modular Programmable Controller. Covers installation, configuration, operation, specifications, and EMC procedures for industrial automation. Includes details on various modules like ALU, DNP, BIK, DTA, DEA, and software packages like Dolog AKF.</p>



lang:tl score:17 filesize: 1.72 M page count: 3 document date: 2019-05-14



[illegible]

## TurboTorch & Uniweld Cross Reference Guide - Parts & Models

Comprehensive cross-reference guide for TurboTorch and Uniweld parts, models, and descriptions, facilitating product identification and selection. Includes welding torches, regulators, hoses, tips, and accessories.

lang:i-klinton **score:16** filesize: 109.48 K page\_count: 1 document date: 2022-08-26

# MAP-Pro™ with Propane

## EXTREME SELF-LIGHTING

### EXTREME PROpane AND MAP-PRO TORCHES

TurboFlow® has developed a new series of torches that will, under the same conditions, heat faster than any other torch on the market. The 15-500 series is a "true" mini-torch, making it a better option for portable jobs. The T5-504 series is a table-top torch for HVAC and other "heavy" capacity applications. Both torches feature compact and safe spring triggers. Your customers will appreciate both looks and feel.

### EXTREME SELF-LIGHTING TORCHES

Select from the 15-500 series for the job. The 15-500 series is a "true" mini-torch, making it a better option for portable jobs. The T5-504 series is a table-top torch for HVAC and other "heavy" capacity applications. Both torches feature compact and safe spring triggers. Your customers will appreciate both looks and feel.

**15-500**  
(MAP-PRO)

**15-600**  
(MAP-PRO)

**T5-504**  
(ProPA)

**T5-504 (MAP-PRO-126)**  
The T5-504 features 15-504 Hand Torch, 15-504  
(MAP-PRO-126), 15-504 Hand Torch and 15-504  
Replacement Tip.

**T5-504 (MAP-PRO-126)**  
The T5-504 features 15-504 Hand Torch, 15-504  
(MAP-PRO-126), 15-504 Hand Torch and 15-504  
Replacement Tip.

**T5-504 (MAP-PRO-126)**  
The T5-504 features 15-504 Hand Torch, 15-504  
(MAP-PRO-126), 15-504 Hand Torch and 15-504  
Replacement Tip.

**T5X-504 (MAP-PRO-126)**  
The T5X-504 features 15-504 Hand Torch, 15-504  
(MAP-PRO-126), 15-504 Hand Torch and 15-504  
Replacement Tip.

**T5-504 (MAP-PRO-126)**  
The T5-504 features 15-504 Hand Torch, 15-504  
(MAP-PRO-126), 15-504 Hand Torch and 15-504  
Replacement Tip.

**T5-504 (MAP-PRO-126)**  
The T5-504 features 15-504 Hand Torch, 15-504  
(MAP-PRO-126), 15-504 Hand Torch and 15-504  
Replacement Tip.

T5-504	Model	Gas Flow	Pressure	Flow Rate	Gas Solenoid	Flow Rate
15-500	15-500	1.0-2.0	1.0-2.0	1.0-2.0	1.0-2.0	1.0-2.0
15-600	15-600	1.0-2.0	1.0-2.0	1.0-2.0	1.0-2.0	1.0-2.0
15-504	15-504	1.0-2.0	1.0-2.0	1.0-2.0	1.0-2.0	1.0-2.0

**Intercontinental Customer Care: 840-881-1212** | 840-881-8178  
[www.turboflowusa.com](http://www.turboflowusa.com)

[\[pdf\]](#)

TurboTorch® Winsupply has developed a new series of hand torches that also feature Extreme Swirl Technology. The generates more TURBOTORCH VICTOR TECHNOLOGIES ESAB BRAND TX500  
531703861299 CUT pimmedia winsupplyinc pim 122017 |||

MAP-Pro™ Propane EXTREME™ SELF LIGHTING TurboTorch Extreme Propane  
and MAP-Pro Torches TurboTo ... ure convenient self-lighting triggers, quick  
disconnect couplings between handle and tips. TX-504 **0386-1293** TX-503 0386-1297  
T-504 0386-1296 Replacement Tip T-503 0386-1298 Replacement Tip ...


lang:en score:15 filesize: 281.06 K page count: 1 document date: 2013-06-03

[\[pdf\]](#) Warranty Catalog

TurboTorch® 0386 0833 Insko Distributing UNI 204936 Broch insco ASSETS DOCUMENTS ITEMS EN  
|||

eEsab.com TURBOTORCH THE PROFESSIONALS CHOICE Since 1967,  
TurboTorch, an ESAB brand, has set the ... ngs between handle and tips. TX-503  
Extreme Torch Part No. 0386-1297 TX-504 Extreme Torch Part No. **0386-1293** MAP-  
PRO PROPANE TX-500 Extreme ProPak Part No. 0386-1297 Includes: Both T-503  
and T-5...

lang:en score:13 filesize: 2 M page\_count: 0 document date: 0000-00-00



### [\[pdf\]](#) Warranty Catalog

untitled TurboTorch® 0386 0336 0336Victor 0106 Catalogexternalassets unilogcorp ASSETS  
DOCUMENTS ITEMS EN Victor Catalog 1293 TURBO TORCH TX 504 GalloupTurboTorch®  
CatalogVictor Catalogcdn Isicloud net kendall Resources AD |||

HVAC/R PLUMBING EQUIPMENT 2016 CATALOG esab.com TURBOTORCH THE  
PROFESSIONALS CHOICE Since 1967, ... ngs between handle and tips. TX-503  
Extreme Torch Part No. 0386-1297 TX-504 Extreme Torch Part No. **0386-1293** MAP-  
PRO PROPANE TX-500 Extreme ProPak Part No. 0386-1297 Includes: Both T-503  
and T-5...

lang:en score:12 filesize: 2 M page\_count: 52 document date: 2016-06-21



### [TurboTorch 2016 Catalog: HVAC/R & Plumbing Equipment](#)

Explore the comprehensive 2016 TurboTorch catalog featuring HVAC/R and  
Plumbing equipment. Discover a wide range of torches, regulators, welding systems,  
and accessories from leading brands like Victor, Tweco, and Thermal Dynamics.

lang:en score:12 filesize: 9.15 M page\_count: 52 document date: 2018-10-04



### [\[pdf\]](#) Accessories Catalog

TurboTorch Catalog TX504 Torches Building Controls Group turbotorch catalog buildingcontrolsgroup mw  
link id 7813 |||

CATALOG HVAC/R PLUMBING EQUIPMENT Extreme™ Air Acetylene Equipment  
Swirl Combustion Air Acetyl ... Replacement Tip T-503 0386-1298 TX-504 TX-503  
Replacement Tip TX-500 0386-1299 P R **0386-1293** 0386-1297 Includes TX-504 and  
T-503 tip for maximum versatility. O P A N E TXK-5...

lang:en score:11 filesize: 5.04 M page\_count: 40 document date: 2015-02-18

## [\[pdf\]](#) Accessories Catalog

TurboTorch Southern Pipe Supply A variety of tip sizes helps complete the job quickly and economically  
LP 1 KIT 0386 0247 COMPONENTS R Adjustable Regulator CGA 510 H 4 Handle TB03860784  
Catalogsouthernpipe ASSETS DOCUMENTS CMS EN TB03860784 Catalog srsltd  
AfmBOooKvfjmwMdbld0hwdpeAP gEVfijFmvsBxez Zz924f3bfx7Dc HandleSK 7000 0426 4001 Self  
lighting Preset flame 180° swivel Safety trigger lock Operates on any standard MAP Pro™ Propane 14 oz  
tanksouthernpipe Zz924f3bfx7Dcsouthernpipe  
AfmBOooewxKvLZNr8MqVSNhfnJLSitEmcHttP0fuaChYdSSNvmes7EJ SupplyTurboTorch tankSK  
AfmBOooUVnK3sb8voyJunoN5k9tfnPQavAdeg 1msm9wk1Jt50Xbonwlsouthernpipe HandleEXTREME  
SELF LIGHTING TORCHES Select from two models depending The TX 503 series is a cooler torch  
making it ideal for general plumbing jobsSK AfmBOooT1R UFvuOPH ErlY2MSTxdCUN7  
g2amq0qp8NgiEGmtYCHA9southernpipe tankThe TDLX 2010B Roller Tote features durable wheels set  
to wide wheel base added stability in rough terrain as well metal solid SK AfmBOoqTZx18lqq6oBqEtu  
EzORSxXHPLrkCKZFI q5LMbZmq7uPKp1gsouthernpipe  
AfmBOooewxKvLZNr8MqVSNhfnJLSitEmcHttP0fuaChYdSSNvmes7EJsouthernpipe  
AfmBOop6kNgjD1vSLGISOxw6b7tXbr89xQ5K2mVBG0Nez1RLy CqIsRR CqIsRRsouthernpipe  
AfmBOoril6vKQaqCCVngKtfUUCdiLFRTKH4gDtf4VgdSgTH8YolwJfwq solid AirCut® 15C 1110 Internal  
Air Compressor This unit comes with built air compressor Lightweight Weighs only 29 lbs 13 2 kg  
almost SK AfmBOorHEwdAjdRn9iNGJWup54egh1j3222bnNmjz38mYuTqIKjUmnI6southernpipe  
almost AirCut® AfmBOornRERw25U yLxkavoZ3tmSQL1yjpAk97V5i7qL1AfMDEEG08gPsouthernpipe  
tankv1southernpipe AfmBOoril6vKQaqCCVngKtfUUCdiLFRTKH4gDtf4VgdSgTH8YolwJfwqsouthernpipe  
AfmBOooauTPuleZD MHKBhkCNrnFSqcuzWfGEkISNPSofKWNLquR1Gz tankv1v1southernpipe  
MHKBhkCNrnFSqcuzWfGEkISNPSofKWNLquR1Gzsouthernpipe  
AfmBOoolxT9mVLCNhhzGrls3TBelCwrBPTlsWID69t59IbuFhV2VphV3  
AfmBOoolxT9mVLCNhhzGrls3TBelCwrBPTlsWID69t59IbuFhV2VphV3southernpipe  
AfmBOorzKZEIrUkDLIijzUo9GGNPu7xGJSAG7enZ2LS7bAB7d0kLbH3A |||  
CATALOG HVAC/R PLUMBING EQUIPMENT Extreme™ Air Acetylene Equipment  
Swirl Combustion Air Acetyl ... Replacement Tip T-503 0386-1298 TX-504 TX-503  
Replacement Tip TX-500 0386-1299 P R **0386-1293** 0386-1297 Includes TX-504 and  
T-503 tip for maximum versatility. O P A N E TXK-5...  
lang:en score:11 filesize: 5.04 M page\_count: 40 document date: 2015-02-18



## [\[pdf\]](#) User Manual Catalog

AUTOMATION Weldstar 2 Justin Red WeiRich Willerding Metal Fabrication O Fallon MO specializes in  
TIG aluminum but is an expert MIG Thermal Dynamics® Tweco ® and Victor help him do things that other  
people only wish they could Lieutenant James c stanfieLd Palm Beach Fire Rescue FL Lt Stanfield a  
technical rescue officer for the team ThermadyneCatalog weldstar 2016 05 Firepower 160 Mig Welder  
Manual Pdf 160S Comparison Cutting Welding Products Catalog |||  
Products Catalog A U T O M A T I O N www.thermadyne.com Thermadyne is a  
manufacturer and marketer ... 6-0874 Air/Acetylene Self Lighting Tip PL-8A 0386-  
0819 Air/Acetylene Self Lighting Tip TX-504 **0386-1293** EXTREME Self Lighting Hand  
Torch PL-5A 0386-0818 Air/Acetylene Self Lighting Tip T-50...  
lang:en score:11 filesize: 5.1 M page\_count: 76 document date: 2016-06-13

