

Cat Mate 212

Cat Mate C50 Automatic Pet Feeder User Manual

Model: 212 | Brand: Cat Mate

INTRODUCTION

The Cat Mate C50 Automatic Pet Feeder is designed to ensure your pet receives fresh meals reliably at the correct times, even when you are away. It features five easy-clean compartments with a rotating lid and twin ice packs to keep food fresh. The battery-operated timer allows for precise meal scheduling.



Figure 1: Cat Mate C50 Automatic Pet Feeder overview.

SETUP

Before initial use, it is recommended to test the feeder's operation without food to ensure correct functionality.

1. **Battery Installation:** Turn the feeder upside down. Insert 2 x AA alkaline batteries into the battery compartment. Ensure the timer's start button (if present) is moved to the 'on' position. The battery indicator adjacent to the timer knob should show visible movement, confirming battery operation.
2. **Ice Pack Placement:** Remove the feeder lid by pressing the center of the retaining tabs together. Remove the food bowl. Insert the two pre-frozen ice packs into their designated slots in the base of the feeder.
3. **Food Bowl Preparation:** Replace the food bowl. Fill the required number of bowls with food, starting clockwise after Bowl 0. Only fill Bowl 0 if an immediate meal is required. Do not overfill the bowls above the surround.
4. **Lid Replacement:** Replace the lid onto the feeder.
5. **Timer Setup:** Remove the clear timer knob cover by squeezing its textured areas. Rotate the timer knob anti-clockwise to set the current time in the "TODAY" sector, opposite the time arrow.
6. **Meal Time Programming:** Set the meal time indicators (red pegs) to your desired meal times. The first meal indicator must be the peg with the white triangle. Do not program meals in the solid red sector by the time arrow.
7. **Final Lid Rotation:** Rotate the lid fully anti-clockwise until Bowl 0 is revealed.



Figure 2: A cat enjoying a meal from the Cat Mate C50 Automatic Pet Feeder.

OPERATING INSTRUCTIONS

The Cat Mate C50 allows for up to five meals to be served over a period of up to 90 hours. The timer mechanism will automatically rotate the lid to reveal the next meal at the programmed time.

Setting Meal Times

- Ensure the current time is accurately set on the timer dial.
- Push down the red pegs on the timer dial at the desired meal delivery times. Each peg corresponds to a meal.
- The first meal (peg with white triangle) should be set at least four hours from the current time. Subsequent meals should be set at a minimum of six hours from the previous one.
- The feeder will automatically rotate the lid to expose the next filled compartment when the set time is reached.

Your browser does not support the video tag.

Video: Detailed instructions on setting up and programming the Cat Mate C50 Automatic Pet Feeder.

MAINTENANCE

Proper maintenance ensures the longevity and hygiene of your pet feeder.

- **Cleaning:** The food bowls are dishwasher safe for easy cleaning. The main unit should be wiped clean with a damp cloth. Do not immerse the main unit in water.
- **Battery Care:** Always remove the batteries from the feeder when it is not being used for extended periods to prevent leakage and damage.

TROUBLESHOOTING









Common issues and their solutions:

- **Feeder not starting/operating:**
 - a. Ensure the battery is correctly installed and the black switch is moved to the 'start' position.
 - b. Verify that the current time is set in the "TODAY" sector of the timer dial (the area shaded in red).
- **Meals not dispensing at correct times:**
 - a. The first meal (red tab with white triangle) must be set a minimum of four hours from the current time.
 - b. Subsequent meals should be a minimum of six hours from the previous one.
 - c. Ensure the lid is placed correctly on the unit and turned counter-clockwise to Bowl "0" after setting all desired meal times.
 - d. Do not program meals in the solid red sector of the timer dial, as this is the current time indicator.

SPECIFICATIONS

Feature	Detail
Brand	Cat Mate
Model Number	212
Item Weight	2.2 pounds (1 Kilogram)
Product Dimensions (LxWxH)	16.25 x 3.75 x 13.75 inches
Material	Plastic
Color	White
Batteries Required	2 AAA batteries (alkaline recommended)
Special Feature	Timer
Care Instructions	Hand Wash Only (bowls are dishwasher proof)
Target Species	Cat, Dogs (Small Breeds)

Pet Feeders

									
			Dry	Wet					
C10 Automatic Pet Feeder (Ref. 205)	1	450g (1lb)	✓	✓	-	✓	-	✓*	✓
C20 Automatic Pet Feeder (Ref. 201)	2	450g (1lb) x 2	✓	✓	-	✓	✓	✓*	✓
C50 Automatic Pet Feeder (Ref. 212)	5	300g (2/3 lb) x 5	✓	✓	-	✓	✓ x 2	✓*	✓
C300 Automatic Pet Feeder with Digital Timer (Ref. 366)	3	330g (3/4 lb) x 3	✓	✓	✓	-	✓	✓*	✓
C500 Automatic Pet Feeder with Digital Timer (Ref. 365)	5	330g (3/4 lb) x 5	✓	✓	✓	-	✓ x 2	✓*	✓
C3000 Automatic Dry Food Pet Feeder (Ref. 347)	3 or Frequent Feed	Min. 10g (2 tsp) 3 Kg (6.5 lbs)	✓	-	✓	-	-	✓**	✓

* Food bowl(s) and lid(s)

** Food bowl, lid, hopper, nozzle and feed screw

Figure 3: Cat Mate Pet Feeders comparison chart, highlighting C50 features.

WARRANTY AND SUPPORT

The Cat Mate C50 Automatic Pet Feeder comes with a **3 Year Guarantee**.

For detailed information, troubleshooting, or further assistance, please refer to the official User Manual (PDF) available [here](#).

[illegible]

Entdecken Sie eine breite Palette von Produkten, darunter Beleuchtung, Küchengeräte, Elektronik und mehr. Diese Übersicht bietet detaillierte Informationen zu verschiedenen Artikeln für Ihr Zuhause und Ihren persönlichen Gebrauch.

lang:de score:11 filesize: 1.25 M page_count: 47 document date: 2019-06-21

lang:de score:10 filesize: 1.48 M page_count: 49 document date: 2019-06-10

GL NAME Kitchen Kitchen Kitchen Kitchen Kitchen Kitchen Kitchen Kitchen Kitchen
Kitchen Kitchen Kitc ... 12144 4242002966564 5053106285050 4718017058193
4260522140240 6943757607631 6943757607631 7640105923**212** 7332543494811
4038437006308 7332543616992 4895105608628 8715946642888 8806088755823
505453141062...

lang:de score:10 filesize: 985.81 K page_count: 29 document date: 2019-05-28