

## Cuisinart AMB-9RCK

# Cuisinart 9-Inch Round Cake Pan (AMB-9RCK) Instruction Manual

Model: AMB-9RCK | Brand: Cuisinart

### INTRODUCTION

The Cuisinart Chef's Classic Nonstick Bakeware is designed for optimal baking performance. This 9-inch round cake pan is constructed from heavy gauge aluminized steel, ensuring even heat distribution for consistent baking results. Its nonstick interior and exterior facilitate easy food release and simplify cleanup. The pan features extra-thick rolled edges to prevent warping, ensuring durability and longevity. This manual provides essential information for the proper use and care of your Cuisinart cake pan.

### PRODUCT FEATURES

- Dimensions:** 9 inches diameter x 1 3/4 inches height.
- Material:** Heavy gauge aluminized steel for even heat distribution.
- Nonstick Coating:** Interior and exterior nonstick surfaces for easy food release and cleaning.
- Durability:** Extra-thick rolled edges designed to prevent warping.
- Versatility:** Oven-safe and freezer-safe.
- Cleaning:** Dishwasher safe (hand washing recommended for extended lifespan).

### SETUP AND FIRST USE

- Unpacking:** Carefully remove the cake pan from its packaging.
- Initial Cleaning:** Before first use, wash the pan thoroughly with warm, soapy water. Rinse and dry completely.
- Seasoning (Optional but Recommended):** For enhanced nonstick performance and longevity, lightly grease the interior surface of the pan with a small amount of cooking oil or butter before its first use.

## OPERATING INSTRUCTIONS

Follow these guidelines for optimal baking results with your Cuisinart cake pan:

- **Preheating:** Always preheat your oven to the specified temperature in your recipe.
- **Greasing/Flouring:** While the pan is nonstick, lightly greasing and flouring (or using parchment paper) is recommended for delicate recipes or for extra assurance of easy release.
- **Filling:** Fill the pan with your cake batter according to your recipe's instructions, typically no more than two-thirds full to allow for rising.
- **Baking Temperature:** The pan is oven safe up to 450 degrees Fahrenheit (232 degrees Celsius). Do not exceed this temperature.
- **Cooling:** After baking, allow the cake to cool in the pan on a wire rack for the time specified in your recipe, usually 10-15 minutes, before inverting it onto the rack to cool completely.



*Image: Angled view of the Cuisinart 9-Inch Round Cake Pan, showcasing its nonstick interior and rolled edges.*



*Image: Top-down view of the Cuisinart 9-Inch Round Cake Pan, highlighting the smooth nonstick surface.*

## MAINTENANCE AND CARE

- **Cleaning:** The Cuisinart cake pan is dishwasher safe. However, hand washing with warm, soapy water and a soft sponge is recommended to prolong the life of the nonstick coating. Avoid abrasive cleaners or scouring pads.
- **Drying:** Dry the pan thoroughly immediately after washing to prevent water spots and maintain its finish.
- **Storage:** Store the pan in a dry place. If stacking, place a soft cloth or paper towel between pans to protect the nonstick surface.
- **Utensils:** Use only nylon, wooden, or silicone utensils to avoid scratching the nonstick coating. Metal utensils can damage the surface.



Image: Bottom view of the Cuisinart 9-Inch Round Cake Pan, showing the heavy gauge aluminized steel construction.

### TROUBLESHOOTING COMMON BAKING ISSUES

- **Cake Sticking:** Ensure the pan was adequately greased and floured (or lined with parchment paper) before adding batter. Allow the cake to cool sufficiently in the pan before attempting to remove it.
- **Uneven Baking:** Verify your oven temperature with an oven thermometer. Ensure the pan is placed in the center of the oven rack for even heat circulation.
- **Warping:** The Cuisinart pan is designed with rolled edges to resist warping. Ensure you are not exceeding the maximum recommended oven temperature of 450°F (232°C).

### SPECIFICATIONS

Model Number	AMB-9RCK
Material	Alloy Steel

Shape	Round
Color	Silver/Black
Product Dimensions	9.6"D x 10.1"W x 2.2"H (Approx. 9" Diameter x 1.75" Height interior)
Capacity	9 Inches
Item Weight	1.25 Pounds
Oven Safe Temperature	Up to 450°F (232°C)
Dishwasher Safe	Yes

## PRODUCT VIDEOS

### Cuisinart 9-Inch Round Cake Pan Overview




Your browser does not support the video tag.




*Video: An official Cuisinart merchant video providing an overview of the Cuisinart 9-Inch Round Cake Pan, demonstrating its features and benefits.*

## WARRANTY AND SUPPORT

This Cuisinart product comes with a Limited Lifetime Manufacturer Warranty. For warranty claims, product support, or further assistance, please refer to the official Cuisinart website or contact their customer service department. For more information, visit the [Cuisinart Store](#).

## Related Documents - AMB-9RCK

	<p><a href="#">Cuisinart Ovenware Classic Collection Nonstick Roaster Use and Care Guide</a></p> <p>Detailed use and care guide for the Cuisinart Ovenware Classic Collection Nonstick Roaster, including features, usage instructions, maintenance, and warranty information.</p>
	<p><a href="#">Cuisinart Hard Anodized Nonstick Cookware: Care and Lifetime Warranty</a></p> <p>A comprehensive guide to using, cleaning, and maintaining Cuisinart Hard Anodized Nonstick Cookware, including detailed information on its lifetime warranty, care instructions, and important precautions.</p>
	<p><a href="#">Cuisinart Power Advantage PLUS 9-Speed Hand Mixer Recipe Booklet</a></p> <p>A comprehensive recipe booklet for the Cuisinart Power Advantage PLUS 9-Speed Hand Mixer (HM-90S), featuring a wide variety of breakfast, savory, sweet, and bread recipes, along with usage, care, and warranty information.</p>

 <p><b>Cuisinart</b> INSTRUCTION AND RECIPE BOOKLET</p> <p>Precision Master® Pro 5.5-Quart Digital Stand Mixer</p> <p><b>SM50 Series</b></p>	<p><a href="#">Cuisinart Precision Master Pro 5.5-Quart Digital Stand Mixer Instruction and Recipe Booklet</a></p> <p>User manual and recipe guide for the Cuisinart Precision Master Pro 5.5-Quart Digital Stand Mixer (SMD-50 Series), covering safety, operation, features, and culinary uses.</p>
 <p><b>Cuisinart</b> INSTRUCTION AND RECIPE BOOKLET</p> <p>AirFryer</p>	<p><a href="#">Cuisinart AirFryer AFR-25: Instruction and Recipe Booklet</a></p> <p>Comprehensive instruction and recipe booklet for the Cuisinart AirFryer AFR-25, covering safety, operation, features, cleaning, troubleshooting, and a variety of recipes for appetizers, main courses, sides, and desserts.</p>
 <p><b>Cuisinart</b> INSTRUCTION AND RECIPE BOOKLET</p>	<p><a href="#">Cuisinart Kitchen Scale Use and Care Guide</a></p> <p>This guide provides instructions for using and caring for the Cuisinart Kitchen Scale, including cleaning, essential precautions, warranty information, operating instructions, tare function, and display messages.</p>