

Manuals+

[Q & A](#) | [Deep Search](#) | [Upload](#)

[manuals.plus](#) /

- › [Timex](#) /
- › [Timex Men's Expedition Digital CAT 39mm Watch User Manual](#)

Timex T48042

Timex Expedition Digital CAT Watch User Manual

Model: T48042

INTRODUCTION

Welcome to the user manual for your Timex Men's Expedition Digital CAT 39mm Watch. This guide provides comprehensive instructions for setting up, operating, maintaining, and troubleshooting your watch. Designed for durability and functionality, your Timex Expedition watch is equipped with features such as a 100-hour chronograph, 24-hour countdown timer, multiple alarms, and Indiglo night-light.





Front view of the Timex Expedition Digital CAT watch, displaying the time, date, and various function labels around the digital screen.

SETUP

Initial Time and Date Setting

To set the time and date on your Timex Expedition watch, follow these steps:

1. Press and hold the **SET** button (top left) until the display flashes, indicating you are in setting mode.
2. Press the **MODE** button (bottom left) to cycle through the settings: seconds, hour, minute, year, month, day.
3. Use the **START/SPLIT** button (top right) to increase the flashing value, or **STOP/RESET** button (bottom right) to decrease it.
4. Once all settings are correct, press the **SET** button again to exit setting mode.

Battery Information

Your watch comes with a pre-installed Lithium Metal battery. The battery life varies depending on usage, especially the frequency of Indiglo light activation. When the display dims or functions become erratic, it indicates a low battery.



Rear view of the Timex Expedition Digital CAT watch, showing the stainless steel caseback with water resistance and model markings.

OPERATING YOUR WATCH

Button Functions Overview

- **SET (Top Left):** Used to enter and exit setting modes for time, date, and alarms.
- **MODE (Bottom Left):** Cycles through different watch modes: Time, Chronograph, Timer, Alarm 1, Alarm 2, Alarm 3, Second Time Zone (T2).
- **START/SPLIT (Top Right):** Starts the chronograph/timer, records lap/split times, or adjusts values upwards in setting modes.
- **STOP/RESET (Bottom Right):** Stops the chronograph/timer, resets values, or adjusts values downwards in setting modes.
- **INDIGLO (Front Center):** Activates the Indiglo night-light for illumination of the display.

Chronograph Operation

The 100-hour chronograph measures elapsed time with lap and split functions.

1. Press **MODE** until "CHRONO" or "CHR" appears.
2. Press **START/SPLIT** to begin timing.
3. Press **START/SPLIT** again for lap/split times (the running time continues in the background).
4. Press **STOP/RESET** to pause the chronograph. Press **START/SPLIT** to resume, or **STOP/RESET** again to reset to zero.

Countdown Timer

The 24-hour countdown timer can be set for various durations.

1. Press **MODE** until "TIMER" or "TMR" appears.
2. Press and hold **SET** to enter timer setting mode.
3. Use **START/SPLIT** and **STOP/RESET** to set the desired countdown time.
4. Press **SET** to confirm.
5. Press **START/SPLIT** to begin the countdown. An alarm will sound when the timer reaches zero.

Alarms

The watch features three daily, weekday, or weekend alarms with a 5-minute backup snooze function.

1. Press **MODE** to cycle to Alarm 1, Alarm 2, or Alarm 3.
2. Press and hold **SET** to enter alarm setting mode.
3. Use **START/SPLIT** and **STOP/RESET** to set the alarm time and select daily, weekday, or weekend.
4. Press **SET** to confirm.
5. To activate/deactivate an alarm, press **START/SPLIT** while in the alarm display mode. An alarm icon will appear when active.

Indiglo Night-Light

Press the **INDIGLO** button (front center) to illuminate the watch face for easy viewing in low-light conditions.

Water Resistance

Your Timex Expedition watch is water-resistant to 100 meters (330 feet). This means it is suitable for snorkeling, swimming, and showering. It is **not** suitable for scuba diving. Do not press any buttons while the watch is submerged.



The Timex Expedition Digital CAT watch displayed on a person's wrist, showing its size and fit.

MAINTENANCE

Cleaning Your Watch

To clean your watch, wipe it with a soft, damp cloth. For the leather strap, avoid excessive moisture and harsh chemicals. Allow the strap to air dry completely if it gets wet.

Battery Replacement

Battery replacement should ideally be performed by a qualified watch technician to ensure proper sealing and maintain water resistance. If you choose to replace it yourself, use the specified Lithium Metal battery (as per specifications) and ensure the gasket is properly seated to maintain water resistance.

Strap Care

The genuine leather strap is durable but can be affected by prolonged exposure to water, sweat, and direct sunlight. To prolong its life, clean it regularly and avoid submerging it for extended periods.

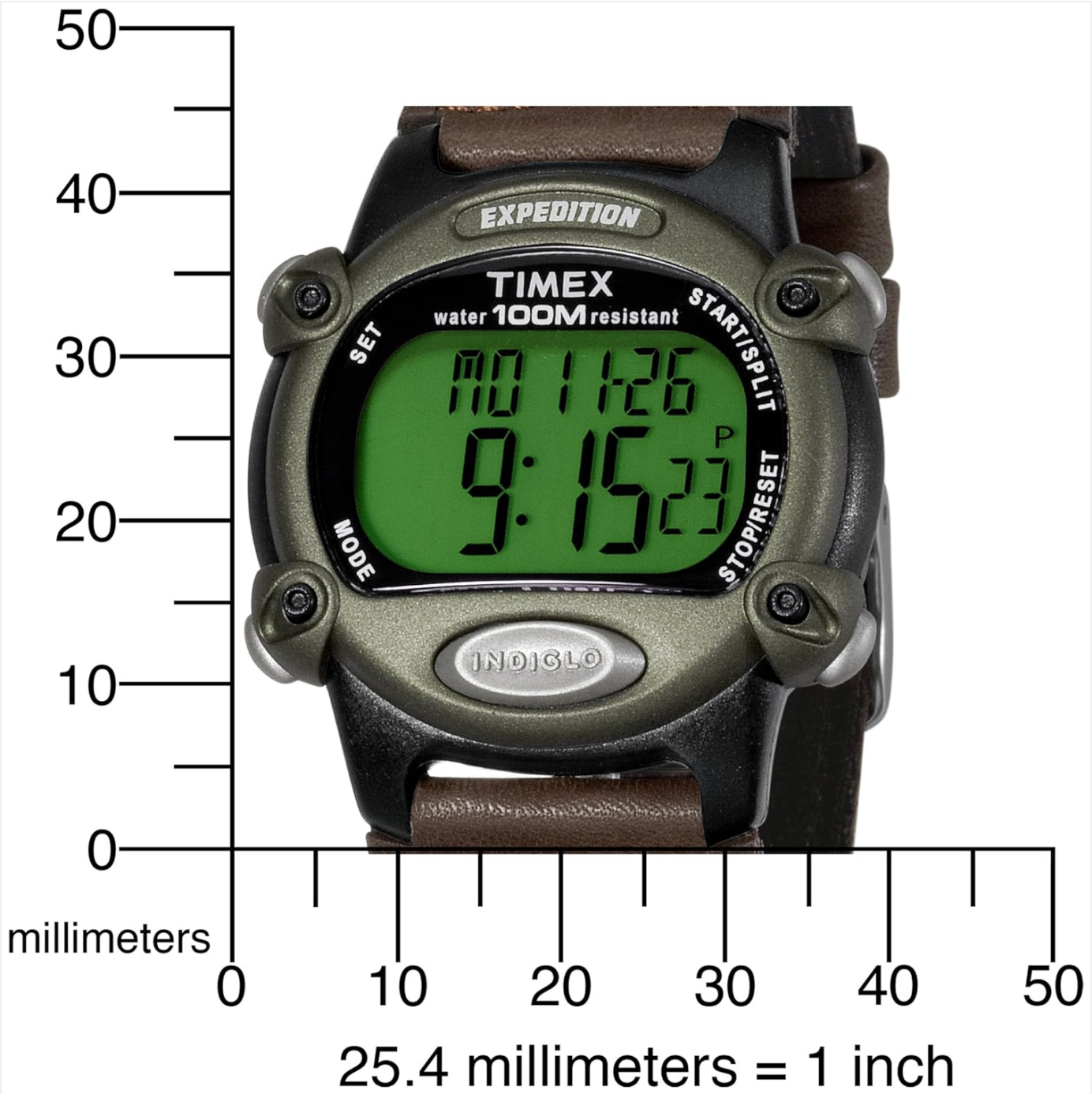
TROUBLESHOOTING

Problem	Possible Cause	Solution
Display is blank or dim.	Low or dead battery.	Replace the battery.
Time is incorrect.	Time not set correctly or accidental button press.	Re-set the time and date as per "Setup" section.
Buttons are unresponsive.	Watch may be in a locked mode or battery is very low.	Try pressing all buttons firmly. If still unresponsive, replace battery.
Water inside the watch.	Seal compromised or buttons pressed underwater.	Immediately take to a professional watch repair service. Do not attempt to dry it yourself.

SPECIFICATIONS

Feature	Detail
Model Number	T48042
Brand	Timex
Display Type	Digital
Case Material	Resin
Case Diameter	39mm
Strap Material	Genuine Leather with Nylon Accents
Water Resistance	100m (330 ft)
Chronograph	100-hour with Lap & Split Times
Countdown Timer	24-hour

Alarms	3 Daily, Weekday or Weekend Alarms with 5-minute backup
Time Zones	2 Time Zones
Night-Light	Indiglo
Battery Type	1 Lithium Metal battery (included)
Product Dimensions	5 x 5 x 5 inches; 1.12 ounces



The Timex Expedition Digital CAT watch shown against a measurement grid, indicating its dimensions in millimeters.







WARRANTY AND SUPPORT

For detailed warranty information, please refer to the warranty card included with your purchase or visit the official Timex website. Timex provides a limited warranty against manufacturing defects. A comprehensive user manual in PDF format is available for download:[Timex Expedition Digital CAT User Manual \(PDF\)](#).

For further assistance or technical support, please contact Timex customer service through their official website.



Related Documents - T48042

	<p>Timex Expedition World Time Digital Watch User Manual</p> <p>Comprehensive user guide for the Timex Expedition World Time Digital watch, covering time setting, world time functionality, chronograph, countdown timer, alarms, INDIGLO night-light, water resistance, and battery care.</p>
	<p>Timex W-209 Watch User Manual: Features, Operation, and Warranty</p> <p>Comprehensive guide to operating your Timex W-209 watch, covering time setting, chronograph, timer, alarms, occasions, INDIGLO night-light, water resistance, battery, and international warranty information.</p>
	<p>Timex Expedition Digital Watch User Manual</p> <p>Comprehensive user manual for the Timex Expedition Digital watch, covering functions, basic operations, time and date settings, alarm, timer, chronograph, INDIGLO night-light, water resistance, and battery information.</p>
	<p>Timex Expedition Digital Watch User Manual</p> <p>Comprehensive user manual for the Timex Expedition Digital watch (Model W90, Part Number 094-095000), covering functions, basic operations, time/date settings, alarms, timers, chronograph, INDIGLO night-light, water resistance, battery information, and warranty.</p>
	<p>Timex Ironman 10/30/50 Lap/Transit Watch User Manual and Guide</p> <p>Comprehensive user manual and guide for the Timex Ironman 10, 30, and 50 Lap/Transit digital sports watch, covering basic operation, chronograph, timer, alarm, INDIGLO night-light, water resistance, battery, and warranty information.</p>
	<p>Timex Expedition Digital Watch User Manual</p> <p>Comprehensive user manual for the Timex Expedition Digital watch, covering basic operations, alarm settings, timer functions, chronograph usage, INDIGLO® night-light, water and shock resistance, and battery information.</p>

Comprehensive user manual for the Timex Expedition Digital watch, covering functions, basic operations, time and date settings, alarm, timer, chronograph, INDIGLO night-light, water resistance, and battery information.

lang:it score:37 filesize: 2.39 M page_count: 31 document date: 2018-09-10