

Timex T20031PF

Timex Men's Easy Reader Watch T20031PF Instruction Manual

Model: T20031PF

1. INTRODUCTION

This manual provides essential instructions for the setup, operation, and maintenance of your Timex Men's Easy Reader Watch, model T20031PF. This timepiece features a 35mm stainless steel case, a blue easy-to-read dial with day and date display, and Indiglo backlight technology. It is designed for clear readability and reliable timekeeping.





Image 1.1: Front view of the Timex Easy Reader Watch with a blue dial and stainless steel expansion band.

2. SETUP AND INITIAL ADJUSTMENT

2.1 Setting the Time

1. Locate the crown on the right side of the watch case.
2. Pull the crown out to position 3 (farthest out). The second hand will stop.
3. Turn the crown clockwise or counter-clockwise to set the hour and minute hands to the desired time. Ensure to account for AM/PM if setting the date simultaneously, as the date changes around midnight.
4. Once the time is set, push the crown back into position 1 (fully in) to restart the watch.



Image 2.1: Side view of the watch, highlighting the crown used for setting time and date.

2.2 Setting the Day and Date

The watch features a day and date display. To set these:

1. Pull the crown out to position 2 (middle position).
2. Turn the crown counter-clockwise to set the date.
3. Turn the crown clockwise to set the day.
4. If the day/date does not change at midnight, you may need to advance the time by 12 hours.
5. Once the day and date are set, push the crown back into position 1 (fully in).

Note: Avoid setting the date between 9 PM and 3 AM, as this is when the watch's internal mechanism is engaged in changing the date, and manual adjustment can cause damage.

2.3 Band Adjustment

This watch comes with a stainless steel expansion band. If the band is too loose or too tight, links may need to be added or removed. This process often requires specialized tools and is best performed by a qualified jeweler or watch repair professional to prevent damage to the band or watch.



Image 2.2: Close-up view of the watch's stainless steel expansion band.

3. OPERATING FEATURES

3.1 Indiglo Night-Light

Your Timex watch features the Indiglo night-light for illumination in low-light conditions. To activate the Indiglo, simply press and hold the crown (push it inwards). The entire dial will illuminate. Release the crown to turn off the light.

Note: Frequent use of the Indiglo feature will consume battery power more rapidly.



Image 3.1: Example of a Timex watch dial illuminated by the Indiglo night-light.

3.2 Water Resistance

This watch is water resistant to 30 meters (100 feet). This rating means the watch is suitable for splashes

or brief immersion in water. It is **not** suitable for swimming, bathing, or diving. Avoid operating the crown while the watch is wet to prevent water intrusion.

4. MAINTENANCE

4.1 Battery Replacement

The watch is powered by one Lithium Metal battery (included). When the watch stops or the Indiglo light dims significantly, the battery may need replacement. Battery replacement should be performed by a qualified watch technician to ensure proper sealing and water resistance. Refer to the case back for battery type information (e.g., CR 2016 CELL).



Image 4.1: View of the watch case back, showing model number and battery type.

4.2 Cleaning

To maintain the appearance of your watch, wipe the case and band with a soft, damp cloth. For the stainless steel expansion band, a soft brush can be used to gently clean between links. Avoid using harsh chemicals or abrasive materials, as these can damage the watch's finish.

5. TROUBLESHOOTING

- **Watch not running:** Check if the crown is fully pushed in. If it is, the battery may need replacement.
- **Day/Date not changing:** Ensure the time is set correctly, passing midnight for the day/date to advance. If manually setting, avoid the 9 PM - 3 AM window.
- **Indiglo light is dim or not working:** This indicates a low battery. Replace the battery.
- **Condensation under crystal:** This may indicate a loss of water resistance. Have the watch inspected by a professional immediately.

6. SPECIFICATIONS

Feature	Detail
Model Number	T20031PF
Case Diameter	35mm
Case Material	Brass
Band Material	Stainless Steel (Expansion)

Dial Color	Blue
Crystal Material	Mineral Glass
Movement	Quartz
Water Resistance	30 meters (100 feet)
Battery Type	1 Lithium Metal battery (included)
Item Weight	2.08 ounces
Product Dimensions	3.94 x 3.94 x 1.97 inches



7. WARRANTY AND SUPPORT





Your Timex watch is covered by a manufacturer's warranty. For specific warranty details, please refer to the documentation included with your purchase or visit the official Timex website. For further assistance, technical support, or service, please contact Timex customer service.

You can also find additional information and support resources on the official Timex website: www.timex.com

A digital version of the user guide may be available at:[Timex User Manual \(PDF\)](#)

Related Documents - T20031PF

	<p>Timex Watch User Manual and Warranty Information</p> <p>A comprehensive guide for Timex watches, covering setup, operation, features like INDIGLO night-light, bracelet adjustment, water and shock resistance, battery care, and international warranty details.</p>
	<p>Timex W-209 Watch User Manual: Features, Operation, and Warranty</p> <p>Comprehensive guide to operating your Timex W-209 watch, covering time setting, chronograph, timer, alarms, occasions, INDIGLO night-light, water resistance, battery, and international warranty information.</p>

	<p>Timex Analog Watch User Manual - Features, Settings, and Care</p> <p>Comprehensive user guide for Timex Analog watches, covering setup, features like INDIGLO® Night-Light, water resistance, alarms, perpetual calendar, and maintenance. Available in multiple languages.</p>
	<p>Руководство по эксплуатации часов Timex</p> <p>Подробное руководство по эксплуатации часов Timex, охватывающее настройку времени, использование хронографа, водонепроницаемость, регулировку браслета и функции подсветки INDIGLO® для различных механизмов Timex.</p>
	<p>Timex Model 42 Electric Day-Date Watch Service Manual</p> <p>Detailed service manual for the Timex Model 42 electric day-date watch movement, covering disassembly, reassembly, lubrication, and part identification. Includes an exploded view of the movement components.</p>
	<p>Timex Kids Digital Watch User Guide - Operation and Features</p> <p>Comprehensive user guide for the Timex Kids digital watch (model 791-095007). Covers features, basic operations, setting time and date, chronograph, alarm, timer, INDIGLO night light, water resistance, strap adjustments, battery information, and warranty details.</p>