

Manuals+

[Q & A](#) | [Deep Search](#) | [Upload](#)

manuals.plus /

- › [McCULLOCH](#) /
- › [McCulloch MC1275 Heavy-Duty Steam Cleaner Instruction Manual](#)

McCULLOCH MC1275

McCulloch MC1275 Heavy-Duty Steam Cleaner

INSTRUCTION MANUAL

Product Overview

The McCulloch MC1275 Multi-Use Steam Canister is a powerful, professional-grade steam cleaner designed for chemical-free cleaning. It harnesses the power of pressurized steam, using ordinary water heated to over 200°F, to naturally sanitize and deep clean a wide variety of surfaces without harsh chemicals or fumes. With 1,500 watts of steam power, it's built to tackle tough messes both indoors and outdoors, from grimy garage floors and greasy tools to tile, grout, sealed hardwood, laminate, and vinyl flooring.



Figure 1: McCulloch MC1275 Heavy-Duty Steam Cleaner with included accessories.

Important Safety Information

- Always read the entire instruction manual before operating the appliance.
- Use only distilled water to prevent mineral buildup and ensure optimal performance.
- Ensure the product is used with the correct voltage requirements (U.S. voltage: 230 Volts AC).
- Exercise extreme caution when using steam. Steam is hot and can cause burns.
- Do not attempt to open the water tank cap while the unit is pressurized or hot.
- Keep children and pets away from the steam cleaner during operation.
- Avoid overfilling the water tank; refer to the fill line on the measuring cup.

What's Included (18 Versatile Accessories)

Your McCulloch MC1275 comes equipped with a comprehensive set of accessories to tackle various cleaning tasks:

- Floor Mop
- Mop Pads
- Nylon Brushes

- Brass Brush
- Scrub Pad
- Squeegee
- Jet Nozzle
- Measuring Cup
- Funnel
- Extension Wands (2)
- Various Detail Brushes
- Triangle Brush
- Round Scrub Brush
- And more for a total of 18 accessories.



Figure 2: Detailed view of the 18-piece professional accessory kit.

Setup Guide

Filling the Water Tank

Before first use or refilling, ensure the unit is unplugged and cool. Unscrew the water tank cap. Use the provided measuring cup and funnel to carefully pour distilled water into the tank. Do not exceed the maximum fill line indicated on the measuring cup. The 48-ounce tank provides up to 45 minutes of continuous steam.

Your browser does not support the video tag.

Video 1: Demonstrates how to fill the water tank of the steam cleaner using the provided funnel and measuring cup. The user shows unscrewing the cap, inserting the funnel, and pouring water up to the indicated fill line.

Attaching Accessories

The steam cleaner's handle allows for easy attachment and detachment of various tools. Simply align the accessory with the end of the hose or extension wand and click it into place. Ensure a secure connection before operating.

Your browser does not support the video tag.

Video 2: Shows the process of attaching and detaching different cleaning heads to the steam cleaner's hose. The user demonstrates how the head can be removed and replaced with other accessories for varied cleaning tasks.

Operating Instructions

General Operation

Once the water tank is filled and the desired accessory is attached, plug in the unit. The steam cleaner heats up in under 8 minutes. The indicator light will signal when it's ready for use. For continuous steam, utilize the optional lockable steam trigger. The powerful steam effectively breaks down dirt and grime.



Figure 3: The steam cleaner ready for use, highlighting its quick heat-up time and continuous steam capability.

Your browser does not support the video tag.

Video 3: An official merchant video showcasing the McCulloch MC1275 Heavy-Duty Steam Cleaner in action, demonstrating its all-natural, chemical-free pressurized steam for various cleaning tasks.

Cleaning Various Surfaces

The MC1275 is highly versatile, suitable for a wide range of surfaces and applications:

- **Floors and Tiles:** Use the floor mop attachment for ceramic tile, grout, sealed hardwood, laminate, and vinyl flooring.
- **Kitchen:** Effectively clean appliances, stovetops, and countertops, removing grease and grime.
- **Bathroom:** Sanitize and clean sinks, showers, and toilets.
- **Car Detailing:** Ideal for car interiors, engine components, and muddy floor mats, targeting tough stains and hard-to-reach crevices.
- **Upholstery and Curtains:** Refresh and clean fabrics without harsh chemicals.



MC1275

HEAVY DUTY STEAM CLEANER



GROUT, TILE, FURNITURE, AUTOMOTIVE AND MORE



48 OZ. WATER TANK



1500W HEATING POWER

Figure 4: The steam cleaner effectively cleaning various surfaces including grout, tile, furniture, and automotive interiors.

Your browser does not support the video tag.

Video 4: A customer demonstrates the steam cleaner's effectiveness on tough, military-grade dirt and grime on various surfaces, highlighting its powerful cleaning action.

Your browser does not support the video tag.

Video 5: An influencer demonstrates the ease of use of the steam cleaner, showing how it cleans without hard scrubbing or chemicals, making cleaning tasks simpler and more efficient.

Your browser does not support the video tag.

Video 6: An influencer demonstrates how to easily clean a filthy car interior that hasn't been washed in six months, showcasing the steam cleaner's effectiveness in deep cleaning automotive surfaces.

Your browser does not support the video tag.">

Video 7: A customer expresses enthusiasm for the steam cleaner, demonstrating its use in a bathroom to clean hard-to-reach areas around the toilet and sink, highlighting its powerful steam output.

Your browser does not support the video tag.

Video 8: A customer expresses amazement at the steam cleaner's performance, demonstrating its ability to clean heavily soiled surfaces with ease, showcasing its powerful steam action.

Care and Maintenance

- After each use, allow the unit to cool completely before emptying any remaining water.
- Wipe down the exterior of the unit with a damp cloth.
- Regularly clean accessories, especially brushes and mop pads, to maintain effectiveness.
- Store the steam cleaner and its accessories in a dry, safe place.
- Using distilled water is highly recommended to prevent mineral buildup inside the tank and prolong the life of the appliance.

Troubleshooting

If you encounter issues with your McCulloch MC1275, consider the following common solutions:

- **No Steam:** Check if the unit is properly plugged in and powered on. Ensure the water tank is filled to the appropriate level. Allow sufficient time for the unit to heat up (up to 8 minutes).
- **Low Steam Pressure:** This may indicate low water level or mineral buildup. Refill the tank with distilled water. If the issue persists, the unit may require descaling (refer to the full user manual for descaling instructions).
- **Water Leaking:** Ensure all attachments are securely fastened. Check the water tank cap for a tight seal.
- For more complex issues, please refer to the comprehensive user manual or contact customer support.

Product Specifications

Feature	Specification
Brand	McCULLOCH
Model Name	MC1275
Wattage	1500 watts
Item Weight	12 Pounds
Heat Time	8 minutes
Capacity	48 ounces (approx. 3 Pounds)
Continuous Steam Runtime	Up to 45 minutes
Power Cord Length	15.7 feet
Steam Hose Length	Over 9 feet
Voltage	230 Volts (AC)
Country of Origin	USA






Warranty and Support

McCulloch stands behind the MC1275 with a **2-year limited warranty**. If the product does not meet your expectations, it may be replaced within this period. Support is provided from Andover, KS.

For detailed instructions, safety guidelines, and comprehensive troubleshooting, please refer to the official [User Manual \(PDF\)](#).

© 2025 McCULLOCH. All rights reserved

Related Documents - MC1275

 <p>McCULLOCH Multi-Use Steam Canister Owner's Guide</p> <p>Model MC1275</p> <p>KEEP YOUR RECEIPT FOR WARRANTY PURPOSES Please read all instructions before use.</p>	<p>McCulloch MC1275 Multi-Use Steam Canister Owner's Guide</p> <p>Comprehensive owner's guide for the McCulloch MC1275 Multi-Use Steam Canister, detailing safety instructions, product features, assembly, operation, and maintenance.</p>
 <p>McCULLOCH Top Innovations, Inc. Innovative Products to Make Your Life Easier Steam Cleaner Model MC1275 Owner's Manual</p> <p>Model MC1275</p> <p>KEEP YOUR RECEIPT FOR WARRANTY PURPOSES Please read all instructions before use.</p> <p>Top Innovations, Inc. 40100 Pylon, Tulsa, Oklahoma, OK 74105 1-800-771-8887 • Fax: 918-436-0000 www.topinnovations.com</p>	<p>McCULLOCH MC1275 Steam Cleaner Owner's Manual and Usage Guide</p> <p>Comprehensive owner's manual for the McCULLOCH MC1275 Steam Cleaner, covering safety guidelines, product information, usage instructions, cleaning tips, troubleshooting, and warranty.</p>
 <p>McCULLOCH Canister Steam System Sistema A Vapor Con Depósito Nettoyeur-Chariot À Vapeur Owner's Guide Guía del Usuario Mode d'emploi</p> <p>Model MC1375</p> <p>KEEP YOUR RECEIPT FOR WARRANTY PURPOSES Please read all instructions before use.</p> <p>Model MC1375</p>	<p>McCulloch Canister Steam System MC1375 Owner's Guide</p> <p>Owner's guide for the McCulloch Canister Steam System, model MC1375. Includes safety instructions, product features, accessories, operation, maintenance, troubleshooting, and warranty information.</p>
 <p>McCULLOCH Deluxe Canister Steam System Owner's Guide</p> <p>Model MC1385-AU</p> <p>KEEP YOUR RECEIPT FOR WARRANTY PURPOSES Please read all instructions before use.</p>	<p>McCulloch Deluxe Canister Steam System Owner's Guide</p> <p>Comprehensive owner's guide for the McCulloch Deluxe Canister Steam System (Model MC1385-AU), detailing important safety instructions, product features, assembly, operation, maintenance, and troubleshooting.</p>
 <p>McCULLOCH Canister Steam System Sistema A Vapor Con Depósito Nettoyeur-Chariot À Vapeur Owner's Guide Guía del Usuario Mode d'emploi</p> <p>Model MC1375</p> <p>KEEP YOUR RECEIPT FOR WARRANTY PURPOSES Please read all instructions before use.</p> <p>Model MC1375</p>	<p>McCulloch MC1375 Canister Steam System Owner's Guide</p> <p>This guide provides comprehensive instructions for the McCulloch MC1375 Canister Steam System, covering safety precautions, unit features, assembly, operation, maintenance, troubleshooting, and warranty information.</p>



16288 10-1000

Deluxe Canister Steam System

Owner's Guide



KEEP YOUR RECEIPT FOR WARRANTY PURPOSES
Please read all instructions before use.

[McCulloch Deluxe Canister Steam System Owner's Guide](#)

Owner's guide for the McCulloch Deluxe Canister Steam System, providing safety instructions, product information, assembly, usage, and troubleshooting.