



[Manuals.plus](#) /

> [THQ](#) /

> WWE SmackDown! Here Comes the Pain - PlayStation 2 Instruction Manual

THQ 46043

WWE SmackDown! Here Comes the Pain

Official Instruction Manual

Brand: THQ

INTRODUCTION

Welcome to the world of WWE SmackDown! Here Comes the Pain for PlayStation 2. This game offers an enhanced TV-style presentation with dynamic camera angles, improved audio, Superstar voiceovers, realistic animations, and detailed arena and crowd elements. Dive into an all-new story mode crafted by WWE writers, featuring both fictitious paths and classic WWE moments. Experience enhanced gameplay with real-life attributes of strength, submission, technique, speed, and stamina, allowing players to strategically wear down opponents and utilize each Superstar's unique abilities and extensive move sets.

PlayStation®2



NTSC U/C

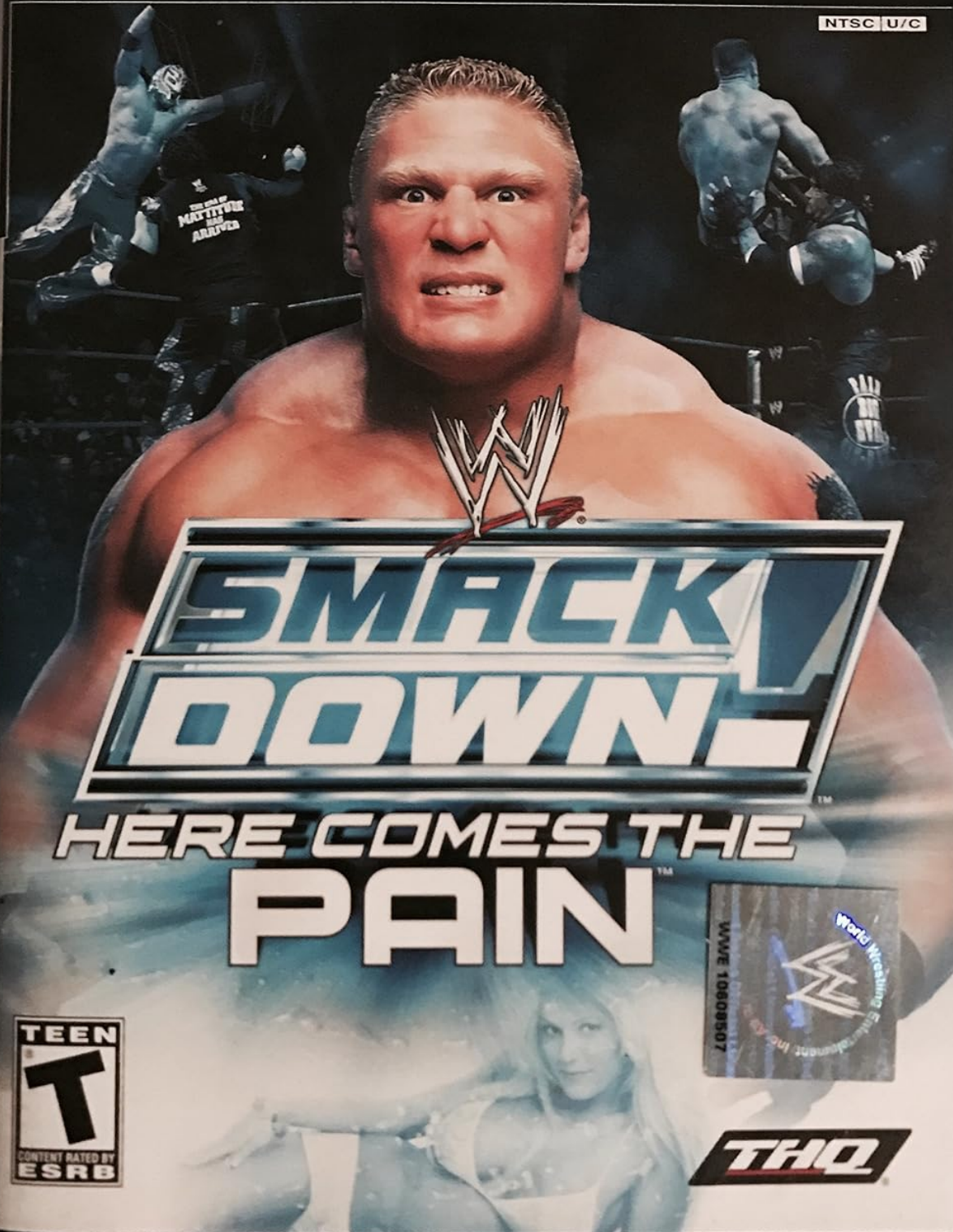


Image: The front cover of the WWE SmackDown! Here Comes the Pain game, showcasing the main artwork and game title.

SETUP

System Requirements

- Compatible Console: Sony PlayStation 2
- Memory Card: Required for saving game progress (minimum 360 KB free space).
- Controllers: PlayStation 2 compatible controller(s). Supports 1-6 players.

Getting Started

1. Ensure your PlayStation 2 console is properly connected to your television and power source.
2. Open the disc tray of your PlayStation 2 console.
3. Carefully insert the WWE SmackDown! Here Comes the Pain game disc with the label side facing up.
4. Close the disc tray.
5. Turn on your PlayStation 2 console. The game should automatically load. If not, navigate to the 'Browser' menu and select the disc icon to start the game.

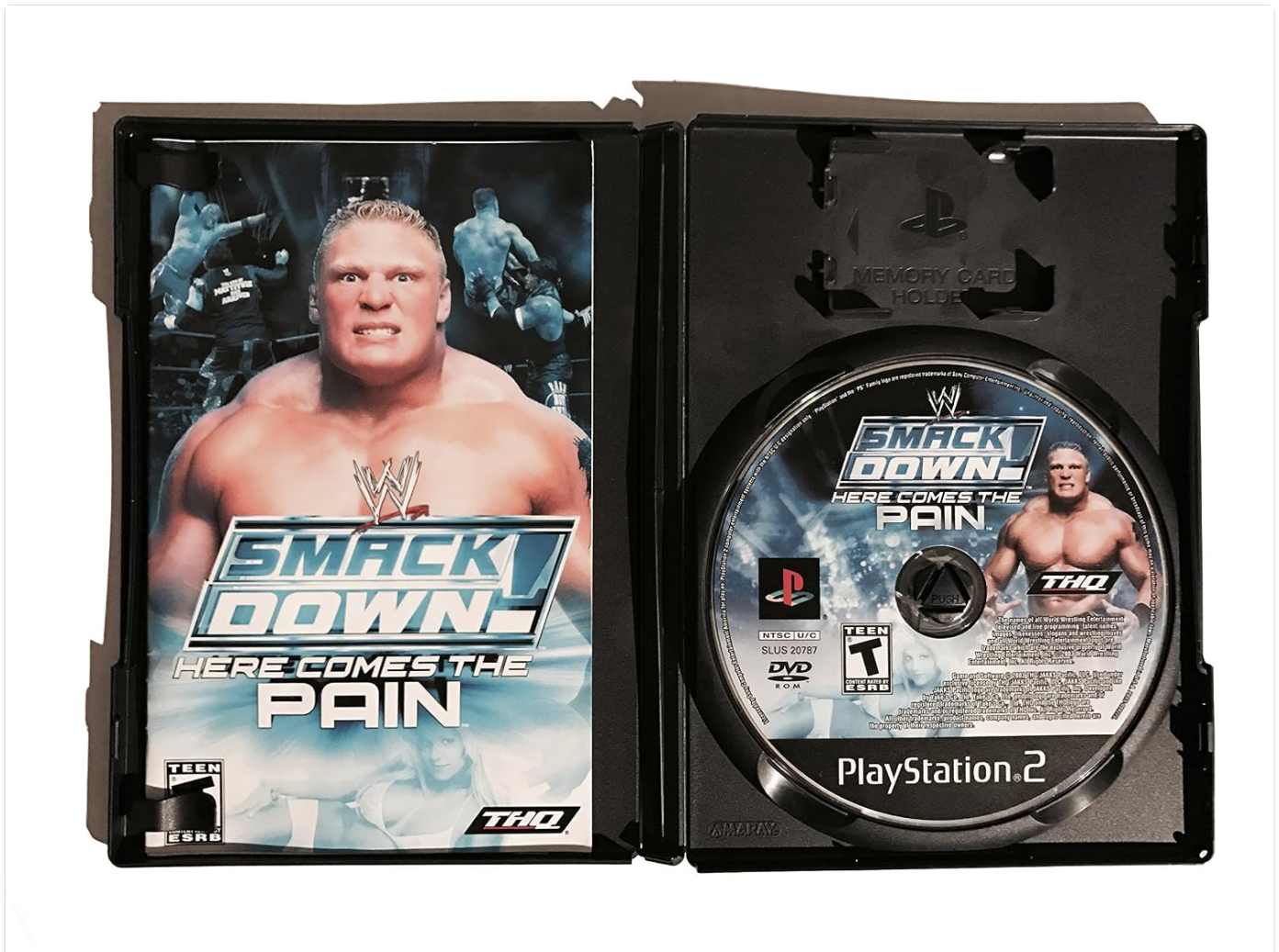


Image: The game disc and internal packaging, illustrating how the disc is stored within the case.

OPERATING THE GAME

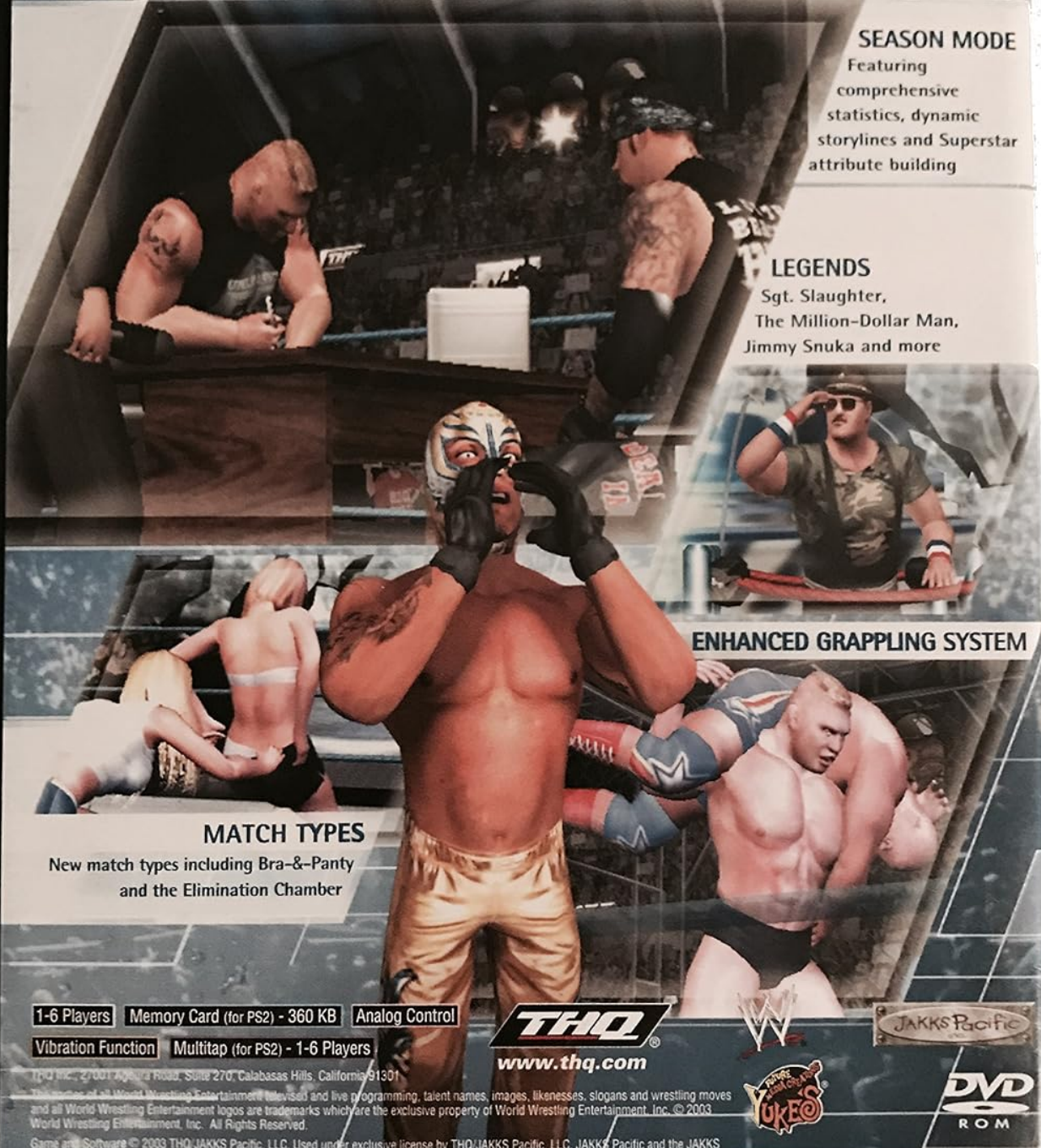
WWE SmackDown! Here Comes the Pain features a roster of over 55 WWE Superstars, each with unique attributes and extensive move sets. The game introduces new and improved controls, including an in-depth countering and interactive submission system, providing a more realistic and engaging wrestling experience.

Key Features and Match Types

- **Exclusive Story Mode:** Engage in an original storyline developed by WWE staff writers.

- **Unique Superstar Abilities:** Leverage real-life attributes such as strength, submission, technique, speed, and stamina.
- **Enhanced Controls:** Master the new countering and interactive submission systems for strategic gameplay.
- **All-New Match Types:** Experience exciting new match variations, including:
 - Bra & Panty Match
 - First Blood Match
 - Elimination Chamber Match
- **Enhanced Production Values:** Enjoy dynamic camera transitions, improved audio, Superstar voiceovers, and more realistic animations.

WATCH YOUR BACK



SEASON MODE
Featuring comprehensive statistics, dynamic storylines and Superstar attribute building

LEGENDS
Sgt. Slaughter, The Million-Dollar Man, Jimmy Snuka and more

ENHANCED GRAPPLING SYSTEM

MATCH TYPES

New match types including Bra-&-Panty and the Elimination Chamber

1-6 Players | Memory Card (for PS2) - 360 KB | Analog Control

Vibration Function | Multitap (for PS2) - 1-6 Players

THQ Inc., 27001 Agoura Road, Suite 270, Calabasas Hills, California 91301

The names of all World Wrestling Entertainment television and live programming, talent names, images, likenesses, slogans and wrestling moves and all World Wrestling Entertainment logos are trademarks which are the exclusive property of World Wrestling Entertainment, Inc. © 2003 World Wrestling Entertainment, Inc. All Rights Reserved.

Game and Software © 2003 THQ/JAKKS Pacific, LLC. Used under exclusive license by THQ/JAKKS Pacific, LLC. JAKKS Pacific and the JAKKS Pacific logo are trademarks of JAKKS Pacific, Inc. Developed by Yuke's Co. Ltd. Yuke's Co. Ltd. and its logo are trademarks and/or registered trademarks of Yuke's Co. Ltd. THQ and the THQ logo are trademarks and/or registered trademarks of THQ Inc. All Rights Reserved. All other trademarks, product names, company news, and logos cited herein are the property of the respective owner.



Licensed by Sony Computer Entertainment America for play on PlayStation 2 computer entertainment systems with the NTSC U/C designation only. "PlayStation" and the "PS" Family logo are registered trademarks of Sony Computer Entertainment Inc. The ratings icon is a trademark of the Entertainment Software Association. Manufactured and printed in the U.S.A. THIS SOFTWARE IS COMPATIBLE WITH PLAYSTATION 2 CONSOLES WITH THE NTSC U/C DESIGNATION. U.S. AND FOREIGN PATENTS PENDING.

THQ
www.thq.com



TEEN
T
Mature Sexual Themes
Mild Language
Violence
ESRB CONTENT RATING www.esrb.org

Image: The back cover of the game, detailing key features and showcasing in-game screenshots.

Disc Care

- Always handle the game disc by its edges to avoid fingerprints and scratches.
- Store the disc in its original case when not in use to protect it from dust and damage.
- If the disc becomes dirty, gently wipe it with a soft, lint-free cloth from the center outwards. Do not use abrasive cleaners or solvents.
- Avoid exposing the disc to direct sunlight or extreme temperatures.

Console Care

- Keep your PlayStation 2 console in a clean, dust-free environment.
- Ensure proper ventilation around the console to prevent overheating.
- Regularly clean the console's exterior with a soft, dry cloth.

TROUBLESHOOTING

Disc Not Reading / Game Not Loading

- **Check Disc Condition:** Inspect the game disc for any visible scratches, smudges, or cracks. Even minor scratches can prevent the console from reading the disc. Clean the disc if necessary (refer to Disc Care section).
- **Reinsert Disc:** Remove the disc and reinsert it, ensuring it is seated correctly in the disc tray.
- **Restart Console:** Turn off your PlayStation 2 console, wait a few seconds, and then turn it back on.
- **Try Another Disc:** Test your console with a different PlayStation 2 game disc to determine if the issue is with the game disc or the console's disc drive.
- **Clean Laser Lens:** If other discs also fail to read, the console's laser lens might be dirty. Use a specialized PlayStation 2 lens cleaning kit (available separately).

Game Freezes or Crashes

- **Check Disc:** Ensure the disc is clean and free of damage.
- **Console Ventilation:** Make sure the console is well-ventilated and not overheating.
- **Memory Card Space:** Ensure sufficient free space on your memory card.
- **Restart Game:** If a freeze occurs, restart the game. If it persists, try restarting the console.

SPECIFICATIONS

Feature	Detail
Product Title	WWE SmackDown! Here Comes the Pain
Platform	PlayStation 2
Brand	THQ
Model Number	46043
UPC	752919460436
Release Date	September 8, 2006
Item Weight	2.24 ounces

Product Dimensions	7.25 x 5.25 x 0.5 inches
ESRB Rating	Teen

WARRANTY AND SUPPORT

For any issues not covered in this manual, or for further technical support, please refer to the official THQ website or contact their customer support channels. Specific warranty information for this product would typically be included with the original packaging or available on the manufacturer's official website.

Please retain your proof of purchase for any warranty claims.

© 2006 THQ. All rights reserved. WWE, SmackDown!, and all related logos, characters, names, and likenesses are the exclusive property of World Wrestling Entertainment, Inc.