

WMF 1871636030

WMF Profi Plus Garlic Press Single - Instruction Manual

Model: 1871636030

1. INTRODUCTION

The WMF Profi Plus Garlic Press is a high-quality kitchen tool designed for efficiently crushing garlic cloves. This manual provides instructions for the proper use, care, and maintenance of your garlic press to ensure optimal performance and longevity. Crafted from durable 18/10 stainless steel (Cromargan), this tool is built for reliability and ease of use in any kitchen environment.



Figure 1: The WMF Profi Plus Garlic Press in its closed position.

2. PRODUCT COMPONENTS

The WMF Profi Plus Garlic Press consists of several key parts designed for effective garlic crushing and easy cleaning:

- **Handles:** Two ergonomically designed handles for comfortable grip and leverage.
- **Pressing Chamber:** The compartment where garlic cloves are placed.
- **Perforated Grid:** A plate with small holes through which the garlic is forced.
- **Plunger:** The part that pushes the garlic through the grid.
- **Hinge Mechanism:** Allows the press to open and close smoothly.
- **Hanging Loop:** Located at the end of one handle for convenient storage.

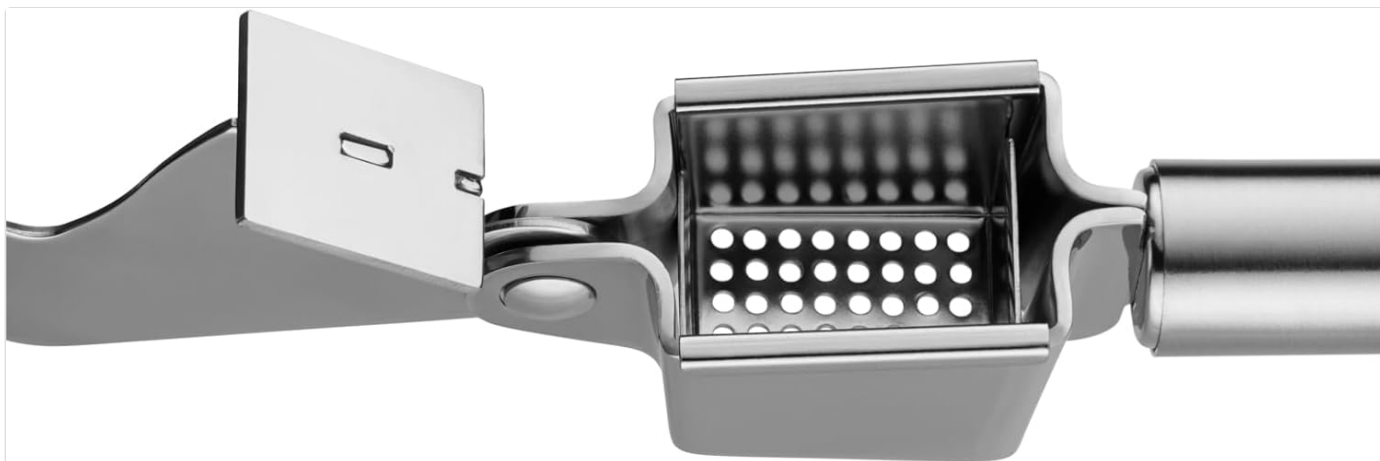


Figure 2: The garlic press opened, revealing the pressing chamber and perforated grid.

3. INITIAL SETUP AND FIRST USE

Before using your WMF Profi Plus Garlic Press for the first time, please follow these steps:

1. **Unpack:** Carefully remove the garlic press from its packaging.
2. **Inspect:** Check the press for any signs of damage from shipping.
3. **Clean:** Wash the garlic press thoroughly with warm soapy water or place it in a dishwasher before its first use. Rinse well and dry completely.

4. OPERATING INSTRUCTIONS

Using the WMF Profi Plus Garlic Press is straightforward:

1. **Prepare Garlic:** Peel the garlic clove(s) if desired. Smaller cloves can often be pressed unpeeled.
2. **Place Garlic:** Open the garlic press and place one or more garlic cloves into the pressing chamber. Do not overfill.
3. **Press:** Firmly bring the handles together, applying steady pressure. The garlic will be forced through the perforated grid.
4. **Collect Garlic:** Scrape the pressed garlic from the underside of the grid directly into your dish or onto a cutting board.
5. **Repeat:** If more garlic is needed, repeat the process.



Figure 3: Demonstrating the use of the garlic press to mince garlic.



Figure 4: Detail of pressed garlic exiting the grid.

5. CLEANING AND CARE

Proper cleaning ensures the longevity and hygiene of your WMF Profi Plus Garlic Press.

- **Immediate Cleaning:** For best results, clean the garlic press immediately after use to prevent garlic residue from drying and hardening.
- **Dishwasher Safe:** The WMF Profi Plus Garlic Press is dishwasher safe. Place it in the dishwasher for convenient cleaning.
- **Hand Washing:** If hand washing, use warm soapy water and a brush to remove any garlic pieces from the perforated grid. Rinse thoroughly under running water.
- **Drying:** Ensure the press is completely dry before storing to prevent water spots or mineral buildup on the stainless steel.
- **Storage:** Store in a dry place. The integrated hanging loop allows for convenient storage on a kitchen rack.



Figure 5: The handle with WMF logo and hanging loop for storage.

6. TROUBLESHOOTING

Most issues with the garlic press can be resolved with simple adjustments.

Problem	Possible Cause	Solution
Garlic not fully pressed.	Too many cloves in the chamber, or insufficient pressure.	Reduce the number of cloves. Apply more firm, steady pressure.
Difficulty cleaning the grid.	Garlic residue has dried.	Clean immediately after use. Soak in warm soapy water before scrubbing with a brush.

7. PRODUCT SPECIFICATIONS

- **Model Number:** 1871636030
- **Material:** 18/10 Stainless Steel (Cromargan)
- **Color:** Stainless Steel
- **Product Dimensions:** 7.76"L x 2.17"W
- **Item Weight:** Approximately 0.29 Kilograms (10.3 ounces)
- **Dishwasher Safe:** Yes

- **Manufacturer:** WMF

8. WARRANTY AND SUPPORT

WMF guarantees this product against manufacturing and material defects. For specific warranty details, claims, or technical support, please refer to the official WMF website or contact their customer service department.





Online Resources: Visit the official WMF website for product registration, FAQs, and additional support information.

Customer Service: Contact information for WMF customer service can typically be found on their official website or product packaging.



© 2025 WMF. All rights reserved. WMF and Profi Plus are registered trademarks.


Related Documents - 1871636030

<div><div>WMF Stelio</div><div></div><div><div><div><div>DE Bedienungsanleitung</div><div>Chargement</div></div><div><div>EN Operating Manual</div><div>Citrus Press</div></div><div><div>FR Manuel d'utilisation</div><div>Presse à agrumes</div></div><div><div>ES Instrucciones de uso</div><div>Preso de cítricos</div></div><div><div>IT Istruzioni per l'uso</div><div>Schälgewerk</div></div><div><div>RU Руководство по эксплуатации</div><div>Ситропресс</div></div></div><div><div>DE Bedienungsanleitung</div><div>Chargement</div></div><div><div>EN Operating Manual</div><div>Citrus Press</div></div><div><div>FR Manuel d'utilisation</div><div>Chargement</div></div><div><div>ES Instrucciones de uso</div><div>Chargement</div></div><div><div>IT Istruzioni per l'uso</div><div>Chargement</div></div><div><div>RU Руководство по эксплуатации</div><div>Ситропресс</div></div></div></div>	<p>WMF Stelio Citrus Press - Operating Manual</p> <p>Comprehensive operating manual for the WMF Stelio Citrus Press, detailing safety instructions, technical specifications, setup, usage, cleaning, maintenance, and disposal information.</p>
<div><div>PROFI PLUS URBAN MASTER GRILL</div><div></div><div><div>DE Bedienungsanleitung</div><div>Elektronischer Grill</div></div></div>	<p>WMF Profi Plus Urban Master Grill Bedienungsanleitung</p> <p>Die Bedienungsanleitung für den WMF Profi Plus Urban Master Grill bietet detaillierte Informationen zur sicheren und effektiven Nutzung Ihres Elektrogrills für den Außenbereich, inklusive Montage, Funktionen und Wartung.</p>
<div><div>WMF 5000S+</div><div>Operating & cleaning instructions</div><div></div><div><div><div><div>DE Bedienungsanleitung</div><div>Bedienungsanleitung</div></div><div><div>EN Operating Manual</div><div>Operating Manual</div></div><div><div>FR Manuel d'utilisation</div><div>Manuel d'utilisation</div></div><div><div>ES Instrucciones de uso</div><div>Instrucciones de uso</div></div><div><div>IT Istruzioni per l'uso</div><div>Istruzioni per l'uso</div></div><div><div>RU Руководство по эксплуатации</div><div>Руководство по эксплуатации</div></div></div><div><div>DE Bedienungsanleitung</div><div>Bedienungsanleitung</div></div><div><div>EN Operating Manual</div><div>Operating Manual</div></div><div><div>FR Manuel d'utilisation</div><div>Manuel d'utilisation</div></div><div><div>ES Instrucciones de uso</div><div>Instrucciones de uso</div></div><div><div>IT Istruzioni per l'uso</div><div>Istruzioni per l'uso</div></div><div><div>RU Руководство по эксплуатации</div><div>Руководство по эксплуатации</div></div></div></div>	<p>WMF 5000S+ Operating and Cleaning Instructions</p> <p>Comprehensive operating and cleaning instructions for the WMF 5000S+ coffee machine, covering daily maintenance, system cleaning, milk system care, and hopper management.</p>
<div><div>WMF Profi Plus</div><div></div><div><div><div><div>DE Bedienungsanleitung</div><div>Bedienungsanleitung</div></div><div><div>EN Operating Manual</div><div>Operating Manual</div></div><div><div>FR Manuel d'utilisation</div><div>Manuel d'utilisation</div></div><div><div>ES Instrucciones de uso</div><div>Instrucciones de uso</div></div><div><div>IT Istruzioni per l'uso</div><div>Istruzioni per l'uso</div></div><div><div>RU Руководство по эксплуатации</div><div>Руководство по эксплуатации</div></div></div><div><div>DE Bedienungsanleitung</div><div>Bedienungsanleitung</div></div><div><div>EN Operating Manual</div><div>Operating Manual</div></div><div><div>FR Manuel d'utilisation</div><div>Manuel d'utilisation</div></div><div><div>ES Instrucciones de uso</div><div>Instrucciones de uso</div></div><div><div>IT Istruzioni per l'uso</div><div>Istruzioni per l'uso</div></div><div><div>RU Руководство по эксплуатации</div><div>Руководство по эксплуатации</div></div></div></div>	<p>WMF Profi Plus Kitchen Machine - Operating Manual and Specifications</p> <p>Comprehensive operating manual for the WMF Profi Plus kitchen machine. Includes safety instructions, parts identification, usage guide, cleaning, maintenance, and technical specifications.</p>



WMF Lono Crêperie Operating Manual

Comprehensive operating manual for the WMF Lono Crêperie, covering safety instructions, setup, usage, cleaning, and care for making sweet and savory crepes. Includes technical specifications and basic recipe.



WMF 9000 F VB Rengjøringsmanual - Daglig og Ukentlig Vedlikehold

Detaljert veiledning for daglig og ukentlig rengjøring av WMF 9000 F VB kaffemaskin. Lær hvordan du utfører systemrengjøring, rengjør grutavskilleren og vedlikeholder maskinen for optimal ytelse.