

Manuals+

[Q & A](#) | [Deep Search](#) | [Upload](#)

[manuals.plus](#) /

- › [Sauder](#) /
- › [Sauder Heritage Hill Library with Doors/Book Shelf Model 102792 Instruction Manual](#)

Sauder 102792

Sauder Heritage Hill Library with Doors/Book Shelf Instruction Manual

Brand: Sauder

Model: 102792

PRODUCT OVERVIEW

The Sauder Heritage Hill Library with Doors is a versatile storage unit designed to organize and display items. It features open shelving for books and decor, along with two lower doors that conceal additional storage space. The unit is finished in Classic Cherry and is constructed from engineered wood.





Image: Front view of the Sauder Heritage Hill Library with Doors, showcasing its Classic Cherry finish and design.

SAFETY INFORMATION

California Safe Harbor Warning: This product contains Formaldehyde. For more information, please visit www.p65warnings.ca.gov.

A wall anchoring bracket is included to enhance stability. It is recommended to secure the unit to a wall to prevent tipping, especially in households with children or pets. Ensure proper installation into a wall stud or use an appropriate drywall anchor (not included) if a stud is unavailable.

COMPONENTS INCLUDED

The product package includes:

- Assembly instructions
- Hardware
- Materials (Engineered Wood components)

- Touch-up marker (for minor scratches)

SETUP AND ASSEMBLY

This unit requires assembly. Detailed instructions are provided within the packaging. Please follow these instructions carefully, step-by-step, to ensure correct and secure assembly.

Assembly Tips:

- Lay out all components and hardware before beginning assembly to verify all parts are present.
- A touch-up marker is included to address any minor scratches that may occur during shipping or assembly. Apply the marker to the scratched area and gently rub with a finger for blending.
- When attaching trim pieces, ensure proper alignment. Some L-brackets have oval-shaped holes to allow for minor adjustments.
- For optimal stability, secure the unit to a wall using the provided wall anchoring bracket.




Image: Dimensional diagram of the Sauder Heritage Hill Library with Doors, indicating height, width, depth, and shelf spacing.

OPERATING AND USAGE

The Sauder Heritage Hill Library with Doors features five shelves, including three adjustable shelves, allowing for customized storage configurations. The two lower doors provide concealed storage for items you wish to keep out of sight.

- **Adjustable Shelves:** Reposition the three adjustable shelves to accommodate items of various heights, such as books, decorative objects, or storage bins.
- **Concealed Storage:** Utilize the space behind the two lower doors for discreet storage, helping to maintain a tidy appearance.






Image: The Sauder Heritage Hill Library with Doors, showcasing its open shelves filled with books and decorative items, and the closed lower doors.

MAINTENANCE

To maintain the appearance and longevity of your Sauder Heritage Hill Library with Doors, follow these care instructions:

- **Cleaning:** Wipe the surfaces with a dry cloth. Avoid using abrasive cleaners or harsh chemicals, as these may damage the finish.
- **Spills:** Promptly clean any spills with a soft, dry cloth.
- **Sunlight:** Avoid prolonged exposure to direct sunlight to prevent fading of the finish.

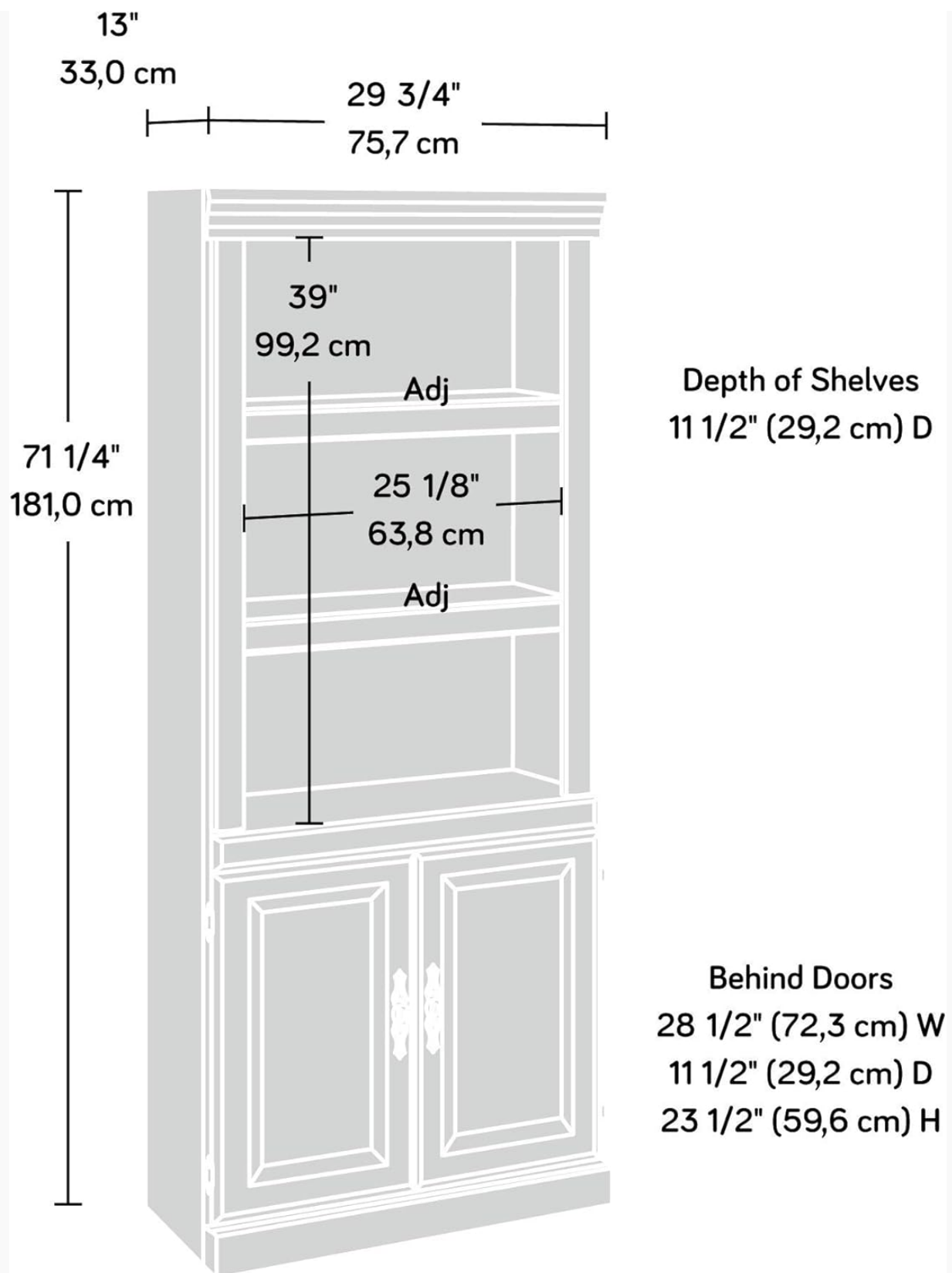


Image: A close-up view of the Classic Cherry finish, highlighting the wood grain texture.

TROUBLESHOOTING

If you encounter issues during assembly or use, consider the following:

- **Missing or Damaged Parts:** If any components are missing or damaged upon arrival, please contact Sauder customer support for replacement parts.
- **Assembly Difficulties:** Re-check the assembly instructions to ensure all steps have been followed correctly. Sometimes, minor adjustments to hardware or component positioning can resolve

alignment issues.

- **Stability Concerns:** Ensure the unit is placed on a level surface. If wobbling persists, verify all fasteners are tightened. Always use the provided wall anchoring bracket for maximum stability.

SPECIFICATIONS

Feature	Detail
Brand	Sauder
Model Number	102792
Color	Classic Cherry
Material	Engineered Wood
Product Dimensions (L x W x H)	29.80" x 12.99" x 71.26" (75.7 cm x 33.0 cm x 181.0 cm)
Item Weight	82.7 pounds
Number of Shelves	5 (3 adjustable)
Special Feature	Adjustable Shelves
Assembly Instructions	Included
Product Care Instructions	Wipe with Dry Cloth
UPC	042666027922

WARRANTY INFORMATION

The Sauder Heritage Hill Library with Doors is covered by a **5-year limited warranty**. This warranty covers parts and ensures peace of mind regarding the product's quality and durability.

For specific details regarding warranty claims or coverage, please refer to the warranty documentation included with your product or contact Sauder customer support.

CUSTOMER SUPPORT

For assistance with assembly, replacement parts, or any other inquiries, Sauder offers comprehensive customer support:

- **Live Chat:** On-demand support for immediate assistance.
- **Assembly Tip Videos:** Helpful insights and visual guides for assembly.
- **Replacement Parts:** Quick shipping for any necessary replacement components.
- **Domestic Call Center:** Ready to assist with your questions.



Live Chat



Assembly Tip Videos



Replacement Parts



Domestic Call Center

© 2025 Sauder. All rights reserved.