

PARAMOUNT 678149085228

Anything Else DVD

PRODUCT INFORMATION GUIDE

1. Introduction and Overview

This guide provides essential information for the 'Anything Else' DVD. Directed by Woody Allen, this romantic comedy explores the complexities of relationships and personal struggles through the eyes of Jerry Falk (Jason Biggs), a young comedy writer in New York City. The film features a notable cast including Christina Ricci, Stockard Channing, Danny DeVito, and Jimmy Fallon.



This image displays the official DVD cover for 'Anything Else'. It features actor Jason Biggs in a bent-over pose, appearing to carry a large heart-shaped cutout containing the face of actress Christina Ricci. The movie title 'anything else' is prominently displayed at the top, along with the names of key cast members: Woody Allen, Jason Biggs, Stockard Channing, Danny DeVito, Jimmy Fallon, and Christina Ricci. A tagline at the bottom reads: 'In any relationship, one person always does the heavy lifting.'

2. Setup

To begin watching 'Anything Else' on DVD, follow these simple steps:

1. Ensure your DVD player is properly connected to your television or display device. Refer to your DVD player's manual for specific connection instructions (e.g., HDMI, RCA cables).
2. Open the disc tray or slot on your DVD player.
3. Carefully insert the 'Anything Else' DVD with the label side facing up.
4. Close the disc tray or allow the player to draw the disc in.
5. Turn on your television and select the correct input source (e.g., HDMI 1, Video 1) that corresponds to your DVD player's connection.

The DVD should automatically load and display the main menu or begin playback.

3. Operating

Navigate the DVD's features using your DVD player's remote control:

- **Main Menu:** Use the arrow keys to highlight options like 'Play Movie', 'Scene Selection', 'Audio Options', or 'Subtitles'. Press 'Enter' or 'OK' to select.
- **Play Movie:** Select this to start the film from the beginning.
- **Scene Selection:** Allows you to jump to specific chapters or scenes within the movie.
- **Audio Options:** Choose from available audio tracks. This DVD supports English (Dolby Digital 2.0 Mono) and Unqualified (DTS ES 6.1).
- **Subtitles:** Enable or disable subtitles. Available languages include English, French, and Spanish.
- **Special Features:** If available, this section may contain bonus content such as trailers, behind-the-scenes footage, or interviews.

Use the 'Stop', 'Pause', 'Fast Forward', and 'Rewind' buttons on your remote for playback control.

4. Maintenance

Proper care of your DVD will ensure its longevity and optimal playback quality:

- **Handling:** Always hold the DVD by its edges or by placing a finger through the center hole. Avoid touching the shiny playback surface.
- **Cleaning:** If the disc becomes dirty or smudged, gently wipe it with a soft, lint-free cloth (e.g., microfiber) from the center outwards in a straight line. Do not wipe in circular motions. Use a specialized disc cleaning solution if necessary, but avoid abrasive cleaners or solvents.
- **Storage:** Store the DVD in its original case or a protective sleeve when not in use. Keep discs away from direct sunlight, extreme temperatures, and high humidity.
- **Avoid Scratches:** Place the disc on a clean, flat surface when not in its case. Scratches can lead to playback errors.

5. Troubleshooting

If you encounter issues while playing your 'Anything Else' DVD, consider the following:

- **Disc Not Playing/Loading:**

- Ensure the disc is inserted correctly (label side up).
- Check if the disc is clean and free of visible scratches or smudges. Clean if necessary.
- Try playing another DVD to confirm your DVD player is functioning correctly.
- Restart your DVD player and television.

- **No Audio/Video:**

- Verify all cables connecting your DVD player to your TV are securely plugged in.
- Ensure your TV is on the correct input source.
- Check the audio settings on your DVD player and TV.

- **Skipping or Freezing:**

- Clean the disc thoroughly. Even minor smudges can cause skipping.
- Inspect the disc for deep scratches. Severe scratches may prevent proper playback.

If problems persist after trying these steps, the disc may be defective or your DVD player may require service.

6. Specifications

Title	Anything Else
Format	DVD (Closed-captioned, Color, Dolby, Anamorphic, NTSC, Widescreen, Multiple Formats)
Aspect Ratio	2.35:1
MPAA Rating	R (Restricted)
Product Dimensions	7.75 x 5.5 x 0.5 inches; 4 ounces
Item Model Number	678149085228
Director	Woody Allen
Run Time	1 hour and 48 minutes
Release Date	December 23, 2003
Actors	Christina Ricci, Jason Biggs, Stockard Channing, David Conrad, Danny DeVito
Subtitles	English, French, Spanish
Audio Language	English (Dolby Digital 2.0 Mono), Unqualified (DTS ES 6.1)
Studio	PARAMOUNT
Number of Discs	1
Genre	Drama, Romance, Comedy

7. Warranty and Support




For issues related to the physical DVD disc, such as manufacturing defects, please contact the retailer from

whom you purchased the product. Standard return and exchange policies of the retailer will apply. For content-related inquiries or general information about the film, please refer to official movie databases or the film's distributor, Paramount Pictures.

This product does not typically come with a separate manufacturer's warranty for the movie content itself, beyond the quality assurance of the physical media.

© 2003 Paramount Pictures. All rights reserved.


Related Documents - 678149085228

	<p>Peerless-AV Paramount Articulating Wall Mount Installation Guide</p> <p>Comprehensive installation guide for the Peerless-AV Paramount Articulating Wall Mount, supporting displays from 39 to 90 inches. Includes detailed instructions, safety warnings, and parts list for secure wall mounting.</p>
	<p>Bison Workwear Product Guide Edition 2.0</p> <p>Explore the comprehensive Bison Workwear Product Guide Edition 2.0, featuring a wide range of safety apparel, rainwear, overalls, and food industry garments designed for durability and protection. Discover Bison's commitment to innovation, sustainability, and quality, with detailed product information, standards, and care instructions.</p>
	<p>LSTN Paramount Soundbar User Manual</p> <p>User manual for the LSTN Paramount Soundbar, covering setup, connections, remote control operation, troubleshooting, and specifications.</p>
	<p>Paramount Bed Air Mattress cococia Fūka Instruction Manual</p> <p>This manual provides instructions for the safe and proper use and operation of the Paramount Bed Air Mattress cococia Fūka. It covers intended use, part names, safety precautions, functions, installation, maintenance, troubleshooting, storage, specifications, and after-sales service.</p>



[OyaCoco Family Support Chair by Paramount Bed for Kangaroo Care](#)

The OyaCoco Family Support Chair by Paramount Bed is designed to facilitate comfortable and secure kangaroo care for parents and newborns. It features adjustable backrests and footrests, a U-shaped cushion for support, and a tube fixing belt for medical equipment.



[Paramount Paralevel Automatic Water Leveler Start-Up Manual](#)

This manual provides instructions for the start-up, operation, and winterization of the Paramount Paralevel Automatic Water Leveler. It includes system design information, installation steps, adjustment procedures, and replacement parts lists for both Paralevel A and Paralevel B models.